

出版人：王星
策划：张洋
责任编辑：张洋 朱宇光
装帧设计：周佰惠



英语 ENGLISH

三年级起点
三年级 上册

义务教育教科书

英语 三年级起点

三年级 上册



辽宁师范大学出版社





义务教育教科书

英

语

ENGLISH

三年级起点

三年级 上册


主 编 吴悦心

副主编 周朝华

辽宁师范大学出版社

· 大连 ·

学校 _____ 班级 _____ 姓名 _____



致同学

亲爱的同学们，你们好！

欢迎大家进入多彩的英语世界！在这里你们能结识很多中外朋友，如肖慧、比利、琳达、李明等，还有可爱的卡通朋友快乐兔、幽默龟和小蜜蜂，他们将和你们一起畅游英语世界。

为了帮助你们轻松、愉快地学习英语，我们将需要掌握的英语知识巧妙地放入了有趣的情境中。每一单元的 **Listen and say** 部分是主要学习板块，你们可以从熟悉而又有趣的情境中学到一组句型和一组词汇，句型是课文对话的核心内容，词汇可以放在句型中进行灵活的替换运用。这就形成一个词不离句、句不离文、环环相扣的语言学习链，便于大家学习与记忆。**Game time** 板块为你们准备了各种游戏活动，这些活动大多是在课堂内与同伴合作进行，能够训练你们听、说、读、写英语的能力，你们只有积极参与，和同伴很好地合作，才能更好地完成学习任务。**Let's act** 是表演板块，其中有你们喜闻乐见的场景，在分角色表演的过程中，你们不仅能获得乐趣与成就感，同时会进一步理解并巩固主课学习的成果。

我们还在低年级为你们设计了字母学习的板块，在高年级设计了语音学习的板块。你们可以通过认读、摹写，观察、比较，总结出规律，为英语学习打下良好的拼写、语音基础。此外，书中的 **Try to do** 的任务型学习板块，**Read and say** 的拓展阅读板块能够帮助你们提高用英语思维和表达的能力。**Let's sing**, **Let's chant**, **A joke** 等娱乐板块，一定会让你们感到英语非常有趣。

记住：只要主动听、大胆说、天天读、认真写，每个人都能学好英语。

加油！你们一定能获得成功！

你们的朋友 编者

CONTENTS



Unit 1 Hello! 2

Unit 2 Good morning! 7

Unit 3 How are you? 12

Unit 4 I have a new ruler 17

Unit 5 Let's play a game! 22

Unit 6 Follow me! 27

Review 1 32

Unit 7 Look at me! 38

Unit 8 He's my dad 43

Unit 9 I'm in Class Two 48

Unit 10 I'm Number Five 53

Unit 11 How old are you? 58

Unit 12 How many books? 63

Review 2 68

Words and expressions 75

Word list 79



Little Bee



Miss Lin

Ms Flower



Henry



Linda



Bob




Li Ming




Annie





Mr Johnson



Xiao Hui

Liu Gang

Billy

Funny

Jolly



1 Listen and say




Hello! I'm Linda.
What's your name?

I'm Li Ming.



Goodbye, Miss Lin!

Bye!

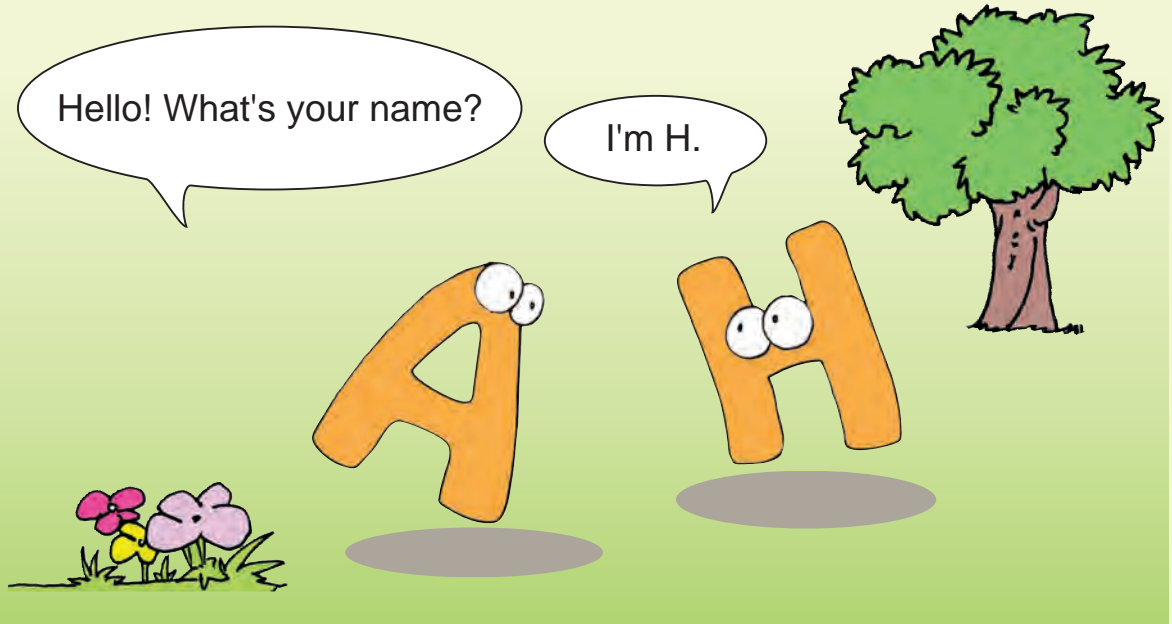


2 Listen, point and say



Hello! What's your name?

I'm H.




3 Game time



Stand up!

Sit down!

Sit down!



Unit 1

4 Let's act



Funny: Hello! I'm Funny.

Jolly: I'm Jolly. Nice to meet you!

Funny: Nice to meet you, too!

Little Bee: Hi!
Funny & Jolly: What's your name?
Little Bee: I'm Little Bee.
Let's play!
Funny & Jolly: OK!



5 Try to do



What's your new name?



Yao Ming

Li Na

I'm Yao Ming.
What's your name?

Ha! I'm Li Na!



6 Read and say



7 Let's sing



Hello!

Hello! Hello! Mommy.
Hello! Hello! Daddy.
Hello! Hello! Hello!
Hello! My dear.



Unit 1

8 Reward time

I can introduce myself.




■ Hello! I'm Linda.



What can you do?
Color the happy faces.



I can read the letters.



I can play the game.



I can do the task.



Yao Ming

Li Na



How many happy faces
have you got?



I've got _____.
I'm...



1 Listen and say



Good morning, class.

Good morning, Ms Flower.

What's your name?

My name's Liu Gang.

Here's your book.

Thank you.

book



bag



pencil



Unit 2

2 Listen, point and say





A H



Good morning!

Morning!



3 Game time



Open your book/bag!
Close your book/bag!



4 Let's act



Funny: Hello!
What's your name?
Puppy: My name's Puppy.
Funny: Sorry!
Puppy: That's OK.

Funny: Hi! What's your name?
Tony: My name's Tony.
Funny: Here's your book.
Tony: Oh, thank you!



5 Try to do





Listen and match.



Unit 2

6 Read and say



7 Let's chant



Garfield

Teddy Bear



Mickey Mouse

Names, names are not the same,
Not the same, not the same.
My name is Snow White.
What's your name?



Snow White

8 Reward time

I can ask another's name.



- What's your name?
- My name's Liu Gang.




What can you do?
Color the happy faces.



I can say the words.



I can read the letters.



I can play the game.



I can do the task.



How many happy faces
have you got?



I've got _____.
I'm...

OK!

Good!

Excellent!

1 Listen and say



pencil box



pen




eraser

2 Listen, point and say



How are you?

Fine, thank you.



3 Game time



Show me your pen/pencil/eraser...



Unit 3

4 Let's act



Bird: Good evening, Mr Tree.

Tree: Good evening.

Bird: How are you?

Tree: Not good.


Bird: Let me help you.

...

Bird: Are you OK now?

Tree: Yes, I'm fine. Thank you.

Bird: That's OK!




5 Try to do



Make and say.

Hello, Mr Book!
How are you?

Fine, thank you.



6 Read and say



7 Let's sing



How Are You?

Hello! Daddy. Hello! Mommy.
 How are you? How are you?
 I'm fine. Thank you.
 I'm fine. Thank you.
 How are you? How are you?
 (2. grandpa, grandma)



8 Reward time

I can greet people. 😊

- How are you?
- Fine, thank you.




What can you do?
Color the happy faces.



I can say the words. 😊




I can read the letters. 😊



I can play the game. 😊



I can do the task. 😊



How many happy faces
have you got?



I've got _____. 😊
I'm...

OK!

Good!

Excellent!

1 Listen and say



ruler



knife



crayon

Unit 4

2 Listen, point and say




A H J K E B



Good afternoon!

Good afternoon!



3 Game time




Take out your ruler/crayon...
Put away your pencil box...



4 Let's act



Funny: Good morning, Jolly.
 Jolly: Morning.
 Funny: Look! I have a new bag.
 Jolly: Oh, it's nice.
 I have a new bag, too.
 Funny: Oh, it's cool!
 Jolly: Let's go to school.
 Funny: All right. Let's go.



5 Try to do



Hello! I'm Xiao Hui.
 I have a new ruler.

Find and say.

Hi! My name is...
 I have a new...



Xiao Hui



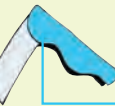
Linda

Hi! I'm... I have...

Hello...



Billy



Liu Gang



Unit 4

6 Read and say



7 Let's sing



Let's Go to School

Hi, Billy. Hi, Tom. Let's go to school.
Hi, Linda. Hi, May. Let's go to school.
All right. Let's go. All right. Let's go.
Let's go to school. Let's go to school.



8 Reward time

What can you do?
Color the happy faces.



I can talk about school things.




- Look! I have a new ruler.
- Oh, it's nice!



I can say the words.



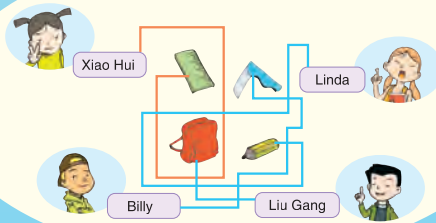
I can read the letters.



I can play the game.



I can do the task.



How many happy faces
have you got?



I've got _____.
I'm...



1 Listen and say



Let's play a game.

Touch your nose!

Nose!


Touch your ear!

Ear!

Ha! Ha!



2 Listen, point and say



Let's play a game!

Great!



3 Game time



Simon says,
"Touch your face."

Touch your mouth.



Unit 5

4 Let's act




Little girl: Hello! Who are you?

Li Ming: I'm Robot. Nice to meet you!

Little girl: Nice to meet you, too.

Li Ming: Look! My head, my mouth,
my nose and my eyes.

Little girl: Ha! Ha! It's fun!



5 Try to do



Draw a face/nose/mouth...

Draw and say.

Hello! I'm... Look!
My nose, my mouth
and...



6 Read and say



7 Let's sing



Let's Play! Let's Sing!

Hello! Hello! Hello! Hello!
 Let's play. Let's sing.
 Let's play. Let's sing.
 Hello! Hello! Hello! Hello!
 Hello! Hello! Hello! Hello! Hello!



8 Reward time


I can listen and touch.



- Let's play a game.
- Touch your nose!



I can read the letters.



I can do the task.



What can you do?
Color the happy faces.



I can say the words.



I can play the game.



How many happy faces
have you got?




I've got _____.
I'm...

OK!

Good!

Excellent!

1 Listen and say



Unit 6

2 Listen, point and say





A H V K E B C D G P



Hello, I'm TV.
Who are you?

I'm T.

I'm V.



3 Game time



Listen and do.

Bend your knees.

Stamp your foot.



Touch your head.

Move your body.

4 Let's act



Bob: Look at me.
I'm a clown.

Xiao Hui: Arms up! Arms down!

Bob: Arms up! Arms down!

Xiao Hui: Legs up! Legs down!

Bob: Legs up... Oh!


Girls: Ha! Ha!



5 Try to do



Listen, number and do.



Unit 6

6 Read and say



7 Let's sing



Body Song

Head, shoulders, knees and toes, knees and toes.

Head, shoulders, knees and toes, knees and toes.

And eyes and ears and mouth and nose.

Oh! Head, shoulders, knees and toes, knees and toes.



8 Reward time


I can listen and do the actions.




- Hands up! Hands down!
- Leg up! Leg down!



I can read the letters.



I can do the task.



What can you do?
Color the happy faces.



I can say the words.



I can play the game.



How many happy faces
have you got?



I've got _____.
I'm...



OK!

Good!

Excellent!

Review 1

1 Listen, say and act

Newman: Hello! I'm Newman. What's your name?

Jolly: My name's Jolly.

Newman: Look at me. My body is a bag.


My head is a book. I have pencil arms and ruler legs.

Jolly: Ha! So funny! Nice to meet you!

Newman: Nice to meet you, too.


Jolly: Let's be friends.

Newman: Great!

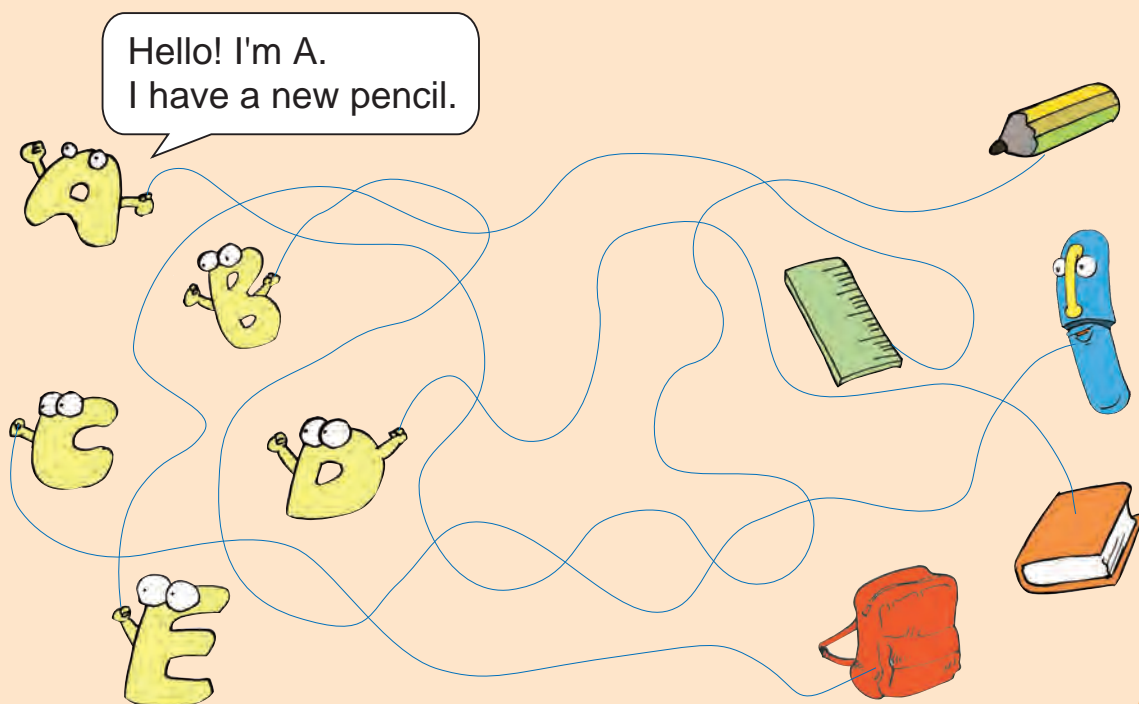


Review 1

2 Listen, match and say



3 Find and say



Review 1

4 Match and say



Good afternoon!

Good evening!

Good night!

Good morning!

Goodbye!

5 Try to do

Make and say.



Draw a puppet.



Cut it out.



Stick the end.

Hi! I'm Xiao Hui.
What's your name?

How are you?

Let's...

My name's Henry.


...

...

6 Let's check



Listen and number.



How many happy faces have you got?

I've got ____ 😊.



Review 1

7 Little scholar

Body language is fun!



OK!



Good!



Victory!




Shh...



Give me five!




Follow me. Follow me.
Hands up. Hands down.
Follow me. Follow me.
Jump up and down.
Follow me. Follow me.
Turn left. Turn right.
Follow me. Follow me.
Turn around.




9 Fun story



A Race



1 Listen and say



2 Listen, point and say



A H J K E B C D G P T V

Hello! My name's I.

Look at me. I'm Y.



3 Game time



Draw big eyes.
Draw a small nose.
Draw a small mouth.
Draw long ears.
Draw a short tail.



Unit 7

4 Let's act




Bear: Look at me! I'm Big Bear.

I have a big head, a big body
and a short tail.

Mouse: I'm small. I have two small eyes,
a small nose and a long tail.

Bear: Who are you?

Mouse: I'm Mouse.



5 Try to do






Draw and say!

Look! I have a big head,
short hair, a small nose...

Talk about you.



6 Read and say



7 Let's chant



A, A, A! Come and play!
B, B, B! Listen to me.
G, G, G! Show me your teeth!
P, P, P! Bend your knees!



Unit 7

8 Reward time

I can describe myself.



What can you do?
Color the happy faces.




I can say the words.



I can read the letters.



I can play the game.



I can do the task.





How many happy faces
have you got?



I've got _____.
I'm...



1 Listen and say



Unit 8


2 Listen, point and say



A H J K E B C D G P T V Y

Hi! Let's play!

OK!



3 Game time



Tall! Tall! Tall!



Short! Short! Short!



Long! Long! Long!



Short! Short! Short!



4 Let's act



Look! She's my mom.
 She is beautiful!
 She has long hair and big eyes.
 He is my dad. He is tall.
 He has short hair and small eyes.
 I love my mom.
 I love my dad.



5 Try to do



Listen, find and match.




Ann

Tom


Ben



6 Read and say



7 Let's chant



8 Reward time

I can describe others.



- He's my dad.
- He's tall.



What can you do?
Color the happy faces.



I can say the words.



I can read the letters.



O R

I can play the game.



I can do the task.



How many happy faces
have you got?



I've got _____.
I'm...



OK!

Good!

Excellent!

1 Listen and say



Good job! What's your name?

My name's Liu Gang.

Which class are you in?

I'm in Class Two.




one

two

three

four



2 Listen, point and say





A H J K E B C D G A T V I O R



I have a big mouth.

You?

Wow!



3 Game time



Listen and do.

Clap your hands four times.

Stamp your foot three times.



Bend your knees one time.

Move your body two times.

Unit 9

4 Let's act



Miss Lin: Which class are you in?

Girl: I'm in Class Two.

Miss Lin: Left side, please.

Which class are you in?

Boy: I'm in Class One.

Miss Lin: Right side, please.

Ready? Go!

Students: Pull! Pull!



5 Try to do



Listen, match and say.



Liu Bing



Fangfang



Chen Liang

He's Liu Bing.
He's in...



Wang Yan




Class Two

Class One

Class Three

Class Four


6 Read and say



7 Let's chant



One, two, three, you and me.
Three, two, one, come and run.
Three, one, two, how are you?
Two, one, three, you can see.



Unit 9

8 Reward time

I can talk about my class.




- Which class are you in?
- I'm in Class Two.



What can you do?
Color the happy faces.



I can say the words.



I can read the letters.



I can play the game.



I can do the task.



How many happy faces
have you got?



I've got _____.
I'm...



1 Listen and say



five

six

seven

eight



Unit 10

2 Listen, point and say



A H J K E B C D G P T V I Y O R Q U W

Are you Mr I?



No. My name's L.




3 Game time



What's your number?

What's your number?

Ha! Ha! I see! You are Number Five!



4 Let's act



Tony: Hi, Jolly.

What's your number?

Jolly: I'm Number Five.

Are you Number Nine?


Tony: No, I'm not.

Jolly: What's your number?

Tony: I'm Number Six.

Animals: Ha! Ha!

Tony: Oh, sorry.



5 Try to do



Listen, write and say.




Li Ming is Number Seven.
Linda...



Unit 10

6 Read and say



7 Let's chant



Number One, let's have fun.
 Number Two, listen and do.
 Number Three, come to the tree.
 Number Four, bounce the ball.
 Number Five, close your eyes.
 Number Six, show me your ears.
 Number Seven, go to the garden.
 Number Eight, have a great day!



8 Reward time

I can talk about numbers.




- What's your number?
- I'm Number Five.




What can you do?
Color the happy faces.



I can say the words.



I can read the letters.




I can play the game.



I can do the task.



How many happy faces
have you got?



I've got _____.
I'm...



1 Listen and say




Happy birthday to you!

Thank you.

How old are you, Annie?

I'm nine.




nine

ten

eleven

twelve





2 Listen, point and say



A H J K E B C D G P T V I Y O R Q U F L

Hi, N!
Let's be friends.

OK!



3 Game time



Say the phone number quickly!

69789021

78933542

43691392

82724459




Unit 11

4 Let's act



Tony: Wow! A birthday cake!
 Little Bee: Happy birthday, Tony.
 Tony: Thank you.
 Little Bee: How old are you?
 Tony: I'm seven.
 Animals: One, two, three...
 Seven candles! Great!
 Tony: Come on! Let's eat.



5 Try to do



Listen, match and say.



Tim



Lily



Mark



Cindy



Tim is ten.
 Lily is...



10



11





12



9



6 Read and say



7 Let's sing



Happy Birthday to You!

Happy birthday to you!
Happy birthday to you!
Happy birthday, dear Billy!
Happy birthday to you!

Unit 11

8 Reward time

I can say my age. 😊


- How old are you?
- I'm nine.




What can you do?
Color the happy faces.



I can say the words. 😊



I can read the letters. 😊



I can play the game. 😊



I can do the task. 😊



How many happy faces
have you got?



I've got ____ 😊.
I'm...




1 Listen and say



thirteen

fourteen

fifteen



Unit 12

2 Listen, point and say



A H J K E B C D G A T V R Q U W F L M N



Hi! Let's play.

OK!

Great!



3 Game time



Open your book
to page 9/15...



4 Let's act



Billy: Guess! How many beans?

Xiao Hui: Ten, ten beans!

Billy: No.

Xiao Hui: Er... Twelve! Twelve beans!

Billy: No!

Xiao Hui: How many beans?

Billy: Let's count. One, two, three...

Xiao Hui: Twelve! Twelve beans!

Billy: No. Look here!

Fifteen beans! Ha! Ha!



5 Try to do




Find and say.



How many A's?

...



Unit 12

6 Read and say



How many crayons?


Twelve, twelve crayons.



Good! Thank you.

How many pencils?

Sixteen, sixteen pencils.



Thank you very much.

I have many books for you.

...



Twenty-four...Oops!

Look! We have many desks and chairs for you!



Thank you so much!

7 Let's sing

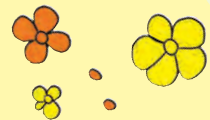


How many letters?



The ABC Song

A-B-C-D-E-F-G,
H-I-J-K-L-M-N,
O-P-Q, R-S-T,
U-V-W, X-Y-Z.
X-Y-Z, now you see,
I can say my ABC.



8 Reward time

I can count to fifteen.



- How many books?
- Thirteen!



What can you do?
Color the happy faces.



I can say the words.




I can read the letters.



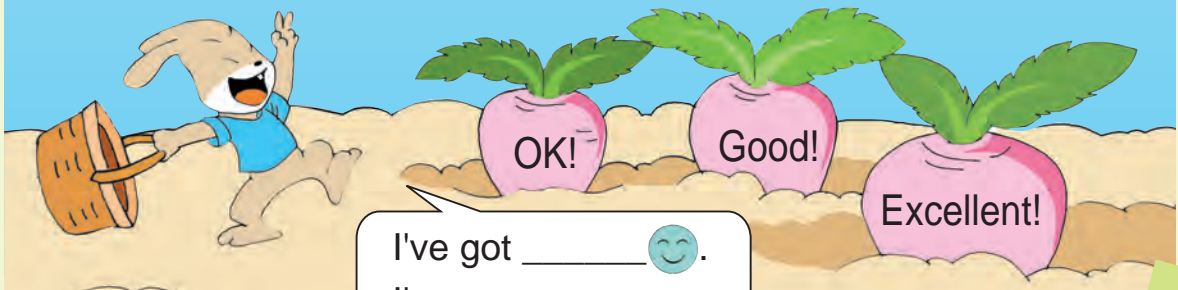
I can play the game.



I can do the task.



How many happy faces
have you got?



I've got _____.
I'm...



Review 2

1 Listen, say and act

Lisa: (*Crying*) Mom! Mom!

Policeman: Hello! What's your name?

Lisa: I'm Lisa.

Policeman: How old are you?

Lisa: I'm four.

(*Crying*) Mom! Mom!

Policeman: Don't cry. Let me help you.

Is she your mom?

Lisa: Yes! Mom! Mom!

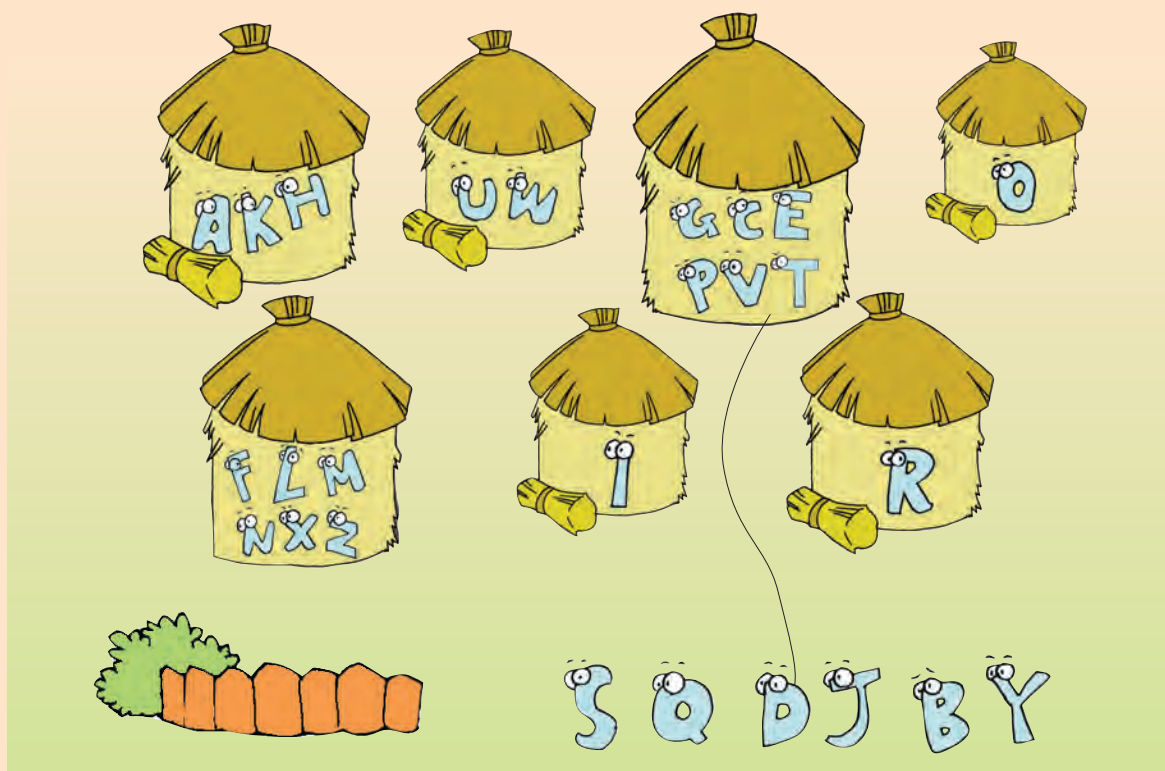
Mom: Oh, my dear!

Thank you very much!



Review 2

2 Read and match



3 Try to do



Listen, match and say.



Number 128!

A ruler!

341

274

625

193

128

213



Review 2

4 Read and write the numbers

Hey! I'm Monster. I have short hair,
a big mouth and a small nose.

I have 3 eyes and ears.

I have arms and legs.

I have pencils, rulers,

 bags, crayons

and books.

Am I funny?



Can you draw and say?



5 Think and chant

One frog, one mouth, one little head,
Two eyes, two ears, four little legs.

Two frogs, two mouths, two little heads,
Four eyes, four ears, eight little legs.

Three frogs...

How many frogs can you count?




6 Let's check

Listen and circle.



How many happy faces have you got?

I've got ____ .



Review 2

7 Little scholar



Do you know these numbers?



Arabic numerals	1	2	3	4	5	6	7	8	9	10
Roman numerals	I	II	III	IV	V	VI	VII	VIII	IX	X

8 Let's sing

Happy New Year

Happy New Year. Happy New Year.
Happy New Year to you all.
We are singing. We are dancing.
Happy New Year to you all.



9 Fun story



Let's Go Fishing

Let's go fishing. OK?



Great!

Let's go!



Go! Go! Go!

Hi, friends!
Let's play!



OK!

Shh...

Let's play!



Great!

How many fish?
Let's count!



One, two,
three,... twelve!

Good girl!

How many fish,
Little Black?



Sorry, Mom.

I'm Unit		OK!	Good!	Excellent!
Unit 1				
Unit 2				
Unit 3				
Unit 4				
Unit 5				
Unit 6				
Review 1				
Unit 7				
Unit 8				
Unit 9				
Unit 10				
Unit 11				
Unit 12				
Review 2				
Total				

How many happy faces
have you got in Book 1?



Words and expressions

(要求学生能听、说、认读本词汇表中单词)

Unit 1

I'm = I am 我是

your 你的

name 名字

Unit 2

class 班级

my 我的

book



bag



pencil



Unit 3

grandpa (口)爷爷;外公

it's = it is 它是

pencil box



pen



eraser



Unit 4

ruler



knife



crayon



Unit 5

game 游戏

nose



ear



eye



mouth



face



Unit 6

hand



leg



arm



body



foot



Unit 7

big

大的

small

小的

long

长的

short

短的;矮的

tall

高的

Unit 8

he's = he is

他是

dad

(口)爸爸

she's = she is

她是

mom

(口)妈妈

clever

聪明的

beautiful

漂亮的

Unit 9

one



two



three



four



Unit 10

yes

是,是的

number

号码;数字

five



six



seven



eight



Unit 11

nine



ten



eleven



twelve



Unit 12

thirteen



fourteen



fifteen




Hello!

你好!

Goodbye! (Bye!)

再见!



Good morning!

早上好!

Thank you.

谢谢(你)。

Good afternoon!

下午好!

Look!

瞧(看)!

How are you?

你(身体)好吗?

Fine, thank you.

很好,谢谢。

Great!

太棒了(太好了)!

Follow me!

跟我做(来)!

Good job!

做得不错!

Happy birthday to you!

祝你生日快乐!

How old are you?

你多大(几岁)了?



Word list

Aa

arm 胳膊

Bb

bag 包, 书包

beautiful 漂亮的

big 大的

body 身体

book 书

Cc

class 班级

clever 聪明的

crayon 蜡笔

Dd

dad (口) 爸爸

Ee

ear 耳朵

eight 八

eleven 十一

eraser 橡皮

eye 眼睛

Ff

face 脸

fifteen 十五

five 五

foot 脚

four 四

fourteen 十四

Gg

game 游戏

grandpa (口) 爷爷; 外公

Hh

hand 手

he's = he is 他是

Ii

I'm = I am 我是

it's = it is 它是

Kk

knife 小刀



Ll

leg 腿

long 长的

Mm

mom (口)妈妈

mouth 嘴,口

my 我的

Nn

name 名字

nine 九

nose 鼻子

number 号码;数字

Oo

one 一

Pp

pen 钢笔

pencil 铅笔

pencil box 文具盒,
铅笔盒

Rr

ruler 尺子

Ss

seven 七

she's = she is 她是

short 短的;矮的

six 六

small 小的

Tt

tall 高的

ten 十

thirteen 十三

three 三

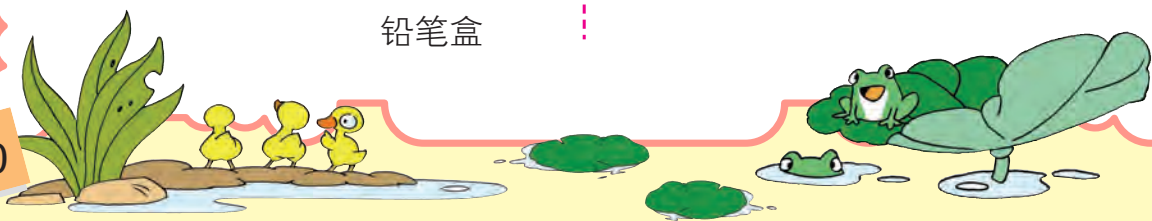
twelve 十二

two 二

Yy

yes 是,是的

your 你的



后记

义务教育教科书《英语》是我社依据教育部最新颁布的《义务教育英语课程标准(2011年版)》精神,在原义务教育课程标准实验教科书《快乐英语》(Fun with English)的基础上,经过充分调研和科学论证,重新修订编写的一套小学英语教材。

编写人员在教材编写的过程中,借鉴了《快乐英语》十余年的使用经验,在继承并巩固原教材“注重思想性,激发学生学习兴趣,培养语言运用能力”的基础上,围绕“话题—功能—结构—任务”的编写思路,对原教材的编排体例、学段间衔接、板块呈现方式、知识结构、语言坡度及复现率等做了全面而深入的修改,精选并补充学生发展所需要的内容,贴近学生生活,紧跟时代,关注学生能力的发展,以学生最感兴趣的方式呈现。

本套教材的主要编写人员如下:

主编:吴悦心 副主编:周朝华

编者:曲端 李英 王慧 Evelyn Pun 郭振伟 郝梅

这些作者均为具有丰富英语教学经验并对英语教育理论有深入研究的高级教师、教研员。另外,我们还聘请了语言专家 Evelyn Pun(美)和 Frank Manuel(加)对全套书的语言进行审校。在此,我们对全体编写人员为教材编写付出的辛勤劳动表示衷心的感谢!

我们希望这套教材能够得到广大师生的认同和喜爱,并在大家的关心和帮助下得到进一步完善和提高。

辽宁师范大学出版社
基础教育教材编辑部
2012年5月

© 吴悦心 2012

出 版 人 王 星
策 划 张 洋
组 稿 张 洋 朱宇光
装帧设计 周佰惠
图画创作 王庆洪 宁 晶 张玉玲 刘靖涛

辽宁师范大学出版社出版

地址:大连市黄河路 850 号

邮政编码:116029

网址:<http://www.lnnup.net>

<http://www.press.lnnu.edu.cn>

邮箱:kuaileyinyu@126.com

编辑部电话:0411-82159901

营销部电话:0411-82159913

大连金华光彩色印刷有限公司印刷

各地新华书店发行

幅面尺寸:185mm×260mm

印张:5.5 字数:100 千字

2012 年 7 月第 1 版

2020 年 5 月第 10 次印刷

责任编辑:张 洋 朱宇光

责任校对:宫春来

ISBN 978-7-5652-0524-8

所购教材,如有印装问题,请与本社联系调换。

版权所有 不得翻印