



义务教育教科书

英语

ENGLISH

(三年级起点)
四年级上册



科学普及出版社
POPULAR SCIENCE PRESS



英语

ENGLISH

(三年级起点)

四年级上册



科学普及出版社

·北京·



图书在版编目 (CIP) 数据

英语. 四年级上册 / 北京市现代教学研究所编著. --北京 : 科学普及出版社,
2013. 7 (2021. 7重印)

(义务教育教科书)

ISBN 978-7-110-07150-2

I. ①英… II. ①北… III. ①英语课-小学-教材 IV. ①G624. 311

中国版本图书馆 CIP 数据核字 (2013) 第 149963 号

主 编 马 承 李世虬
副 主 编 王传伟 安宏侠
美术设计 炽热风美术工作室
审 校 [美] Betty Marple
法律顾问 唐国玺

责任编辑 肖 叶 邓 文
责任校对 王勤杰
责任印制 李晓霖



致 同 学 们

同学们好！

新学期开始了，祝大家在新学期里取得优异的学习成绩。本册课本将带同学们进入一个新奇的英语世界。在“一课一话题，一课一句型，一课一语音，一课一活动”的学习中，大家将和书中的同学们一起度过一学期的愉快时光。

通过学习本册课本，同学们将学会一些谈论新话题的对话，这些新话题包括日常生活、体育活动、学习、家庭、学校生活等。同学们还将学会说一些句子，例如“几点了？”“他在哪儿？”“她是谁？”等。



在这本书里，同学们还将读到一些有趣的小故事，例如：东东匆忙跑去上学，他迟到了吗？红母鸡和小猫、小狗、小鸭一起种麦子，共享劳动果实。阅读了这些小故事，不仅可以学到许多新的知识，还能让同学们体验到学习英语的乐趣，增强学习英语的信心；同时也能领悟到做人的良好品德。

在本学期里，同学们将学会“家庭成员歌”、“几点了？”等动听的英语歌曲，还将学会一些琅琅上口的歌谣，并围绕新知识做一些有趣的游戏和进行模拟情景表演等活动。希望同学们密切配合，

积极参与这些活动，并从中得益，增强实践能力，培养创新精神。



总之，在这个学期里，有许多有趣的东西等着大家去学，有许多好玩的活动等着大家一起去。希望这册课本能成为你的好朋友，陪伴你度过愉快的一学期。

编 者

北京市现代教学研究所



Contents



Lesson 1 We can dance 1

Lesson 2 What's on the desk? 6

Lesson 3 Is this your bag? 11

Lesson 4 Is he your brother? 16

Lesson 5 What can you see? 21

Lesson 6 Revision 26

Lesson 7 Is she a doctor or a nurse? 33

Lesson 8 What's the time? 38

Lesson 9 How many horses can you see? 43

Lesson 10 Where is my dog? 48

Lesson 11 What's this in English? 53

Lesson 12 Revision 58

Words in each lesson 66

Word list 69

Word families 72

Lesson 1

WE CAN DANCE



Let's talk



Hi, my little friends!

Hi, Miss Fish!




Let's swim, OK?

Oh, we can't swim.



We can dance, too.
Let's dance.

No, we can't.
But we can dance.





Let's learn

Can you *sing*?



Yes, we can. / No, we can't.




sing



dance



ride a bike



swim



Let's sing

Can you swim?

Can you swim? Yes, I can.

Can you fly? No, I can't.

Can you sing? Yes, I can.

I can sing well.





Let's practise



Eve, can you swim?

Yes, I can.

Can you dance?

No, I can't.

Eve	√	×	



Listen and tick

1.



Yes.

No.

2.



Yes.

No.

3.



Yes.

No.

4.



Yes.

No.



Marks





Let's act

Hi, Bird! Can you fly?



Yes, I can.

Can you swim?



No, I can't.



Listen, point and read


-e- /e/

-ea- /e/

-i- /I/



vest



bread



swim



hen



skip



legs /legz/



head



gift

b p m f d t n l g k h r s z v w
/b/ /p/ /m/ /f/ /d/ /t/ /n/ /l/ /g/ /k/ /h/ /r/ /s/ /z/ /v/ /w/

Lesson 2

WHAT'S ON THE DESK?



Let's talk

What's on the desk?



Some cups.

What's on the bed?



A box.





Let's learn

What's *on the desk*?

A clock.



on the bed, a doll



in the box, a watch



in the room, a table



Let's chant



Dad gives us duck for supper.
Mum gives us buns for lunch.
Dad likes to have duck.
Mum likes to have buns.





Listen and number



Marks



A game

What's in the bag? Please guess!

No.

Yes.

A hat?

A doll?



Write and say



1. — What's on the bed? — A _____.
2. — What's on the chair? — Some _____.
3. — What's in the _____? — A cat.
4. — What's on the _____? — Some cups.









Listen, point and read

-o- /ɒ/

-u- /ʌ/

-o- /ʌ/

		
clock	cup	son
		
doll	uncle	money

Lesson 3

IS THIS YOUR BAG?



Let's talk


Hello, Eve!
Is this your bag?

Yes, it is.

What's in it?

Look! A **book**.

Oh! It's a **good** book.





Let's learn

Is this *your knife*?

Yes, it is. / No, it isn't.



your knife



my book




his ruler



her crayon



Let's chant



Look! Look! Look!
This is Mr Brook.
He is a cook.
He's a good cook.
He's reading a book.



Listen and match

() 1.



() 2.



() 3.



() 4.



A




B



C



D



Marks



Ask and answer



- Is this your bag?
- Yes, it is.
- What's in your bag?
- A pen.
- What colour is it?
- It's red.





Colour and talk



1 = black

2 = red

3 = yellow

4 = blue



1

2

3

4

— Is it a TV?

— Yes, it is.

— What colour is it?

— It's black.



Listen, point and read

-oo- /ʊ/



book



cook



good



look

Lesson 4

IS HE YOUR BROTHER?



Let's talk

Hello, Monkey!

Hello, Little Panda!


Look! This is my **family**.

Is she your **mother**?

Yes. Mother, this is my friend Monkey.


Nice to meet you.

Nice to meet you, too.






Let's learn





Let's practise



Let's sing

The family song

This is my mother. Nice to meet you. Nice to meet you, too.
This is my father. Nice to meet you. Nice to meet you, too.

This is my sister. Nice to meet you. Nice to meet you, too.
This is my brother. Nice to meet you. Nice to meet you, too.





Listen and choose

() 1.

A



B



() 2.

A



B



() 3.

A



B



() 4.

A



B



Marks



Listen, point and read

-a- /æ/

-er /ə/ -th- /ð/



map



apple



mother



glad



happy



brother

Lesson 5

WHAT CAN YOU SEE?



Let's talk

This is my **room**.
Please come in.

Thank you.

What's in your
schoolbag, Eve?

A book.

Can I **read** it?

Yes, you can.

What can you
see in the book?

I can see a **green tree**.

Can you see **any** birds?

No. I can see **four** bees.
They are black and yellow.

Can you see a pig?

Yes, I can. And
I can see a ship, too.

A ship? No, it's not a ship.
It's a **sheep**.

Oh yes!



Let's learn

What can you see?

I can see a *tree*.

Can you see a *sheep*?

Yes, I can.



car, pig



ship, panda



box, fox



Let's chant


Look at me!
Look at me!
I am a bee.
I am a busy bee.



Look at me!
Look at me!
I am a happy sheep,
Sleeping under a big tree.



Let's practise




— What can you see?
— I can see a sheep.


— Can you see a cup?
— Yes, I can. / No, I can't.



Let's make and practise



Can you see some pigs?



Yes, I can. I can see three pigs.



Listen and number



Marks



Listen, point and read

-ee-, -ea- /i:/

-oo-, -o /u:/

-sh- /ʃ/



tree



room



fish



read



who




sheep

Lesson 6

REVISION



Let's talk



(K = Kate, T = Tom, J = Jim)

K: What's in the box?

T: Look! It's my kite.

Can you see a boy on it?

K: Yes, I can. Is he your friend?

T: Yes, he's my friend, Jim.




K: Is this kite **from** Jim?

T: Yes, it's for my birthday.

K: Can you fly a kite?

T: Yes, I can.




K: Look! That's a bag.

T: A **brown** bag. Is that your bag, Jim?

J: Yes, thank you.

T: Let's go and fly the kite **now**.

K&J: Great!





Revision Exercises

1. Listen and choose.

() 1.

A



B



() 2.

A



B



() 3.

A



B



() 4.

A



B



2. Read and connect.

dog ————— /ɒ/

mother /e/

bag /ə/

pencil /æ/

sister /ʌ/

hill /ɪ/

green /ʊ/



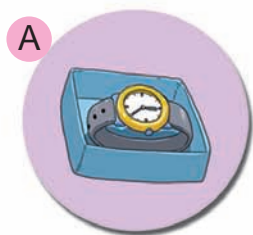
room /i:/

book /u:/

this /ʃ/

sheep /ð/

3. Look, read and choose.



- () 1. I'm Miss Fish. I can swim.
 () 2. — What's in the box? — A watch.
 () 3. — What can you see? — I can see a tree and a sheep.
 () 4. Eve can ride a bike.
 () 5. I can see four bees in the picture.
 () 6. — Is this your knife? — Yes, it is.

4. Look at the picture and fill in the blanks.


1. — Can you see a cow?
 — No, _____.

2. — Can you see a sheep?
 — Yes, _____.






3. — What can you see
 in the picture?
 — I can see _____ pigs.

4. — _____ can you see? — I can _____ a hen.

5. I can see a _____ and a _____, too.



5. Complete the sentences.

1. Tom can swim but he <u>can't skate</u> .	
2. Eve can make cakes but she _____.	
3. Lulu can jump but she _____.	
4. Dongdong can't dance but he _____.	
5. A pig can't fly but it _____.	

6. Give the short answers.

1. What colour is the box?

_____.

2. What's on the dog's head?

_____.

3. Can you see a doll?


_____.

4. Who is the girl?




















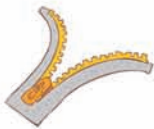
_____.





















5. What's on the desk?

_____.



Pronunciation Summary

b	c	d	f	g
				
bat	cat	dad	fat	dog
h	j	k	l	m
				
hat	jet	kid	lamp	map
n	p	r	s	t
				
nut	pig	red	six	ten
v	w	x	y	z
				
vest	well	fox	yes	zip

A a	E e	I i	O o	U u				
								
ba <u>g</u>	le <u>g</u>	hi <u>ll</u>	cl <u>o</u> ck	cu <u>p</u>				
A a	E e	I i	O o	U u				
								
pl <u>a</u> ne	h <u>e</u>	bi <u>k</u> e	jo <u>k</u> e	tu <u>b</u> e				
/æ/		/e/		/ɪ/				
								
pa <u>n</u> da	fa <u>m</u> ily	hea <u>d</u>	br <u>e</u> ad	bi <u>g</u> li <u>tt</u> le				
/ɒ/		/ʌ/	/ʊ/	/ə/				
								
h <u>o</u> t	wh <u>a</u> t	mo <u>th</u> er	bo <u>o</u> k	si <u>s</u> ter				
/b/	/p/	/m/	/f/	/d/	/t/	/n/	/l/	/g/
/k/	/h/	/r/	/s/	/z/	/v/	/w/	/ð/	/ʃ/

Lesson 7

IS SHE A DOCTOR OR A NURSE?



Let's talk





Who is in the room?

A woman.

Is she a doctor or a nurse?

She is a nurse.

Oh. She's my sister.



Let's learn

Is *she* a doctor or a nurse?



doctor, nurse

She's a doctor.



teacher, doctor



farmer, worker



driver, cook



cook, nurse



worker, driver



Let's sing

Are you a doctor?

Are you a doctor?

Yes, I am. Yes, I am. Yes, I am.

Are you a teacher?

No, I'm not. I am a worker.





Let's practise



Is Mr White a
doctor or a nurse?



Mr White Miss Green Mr Black Miss Smith




He's a doctor.



A game

Is she a doctor or a driver?



She is a driver.



Listen and choose

() 1.

A



B



() 2.

A



B



() 3.

A



B



() 4.

A



B



Marks



Listen, point and read

-or-, -al- /ɔ:/

-ir-, -ur- /ɜ:/

-ar- /ɑ:/

-ch- /tʃ/



horse



bird



car



chick



tall



nurse



farmer



teacher

Lesson 8

WHAT'S THE TIME?



Let's talk

Hi, Miss Li!

Hi, Dongdong!

What's the **time**, please?

It's **eight** o'clock.





Let's learn



one



two



three



four



five




six



seven



eight



nine



ten



eleven



twelve

What's the time?

It's *one* o'clock.



Let's sing

What's the time?

What's the time? What's the time?

It's ten. It's ten.

Take out your pen. Take out your pen.

What's the time? What's the time?

It's two. It's two.

Let's go. Let's go. Let's go to the zoo.





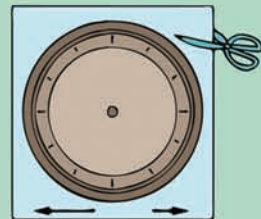

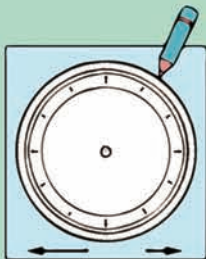
Listen and number



Marks



Let's make a clock





Let's practise



What's the time?

It's four o'clock.



Listen, point and read

-i- /aɪ/

-a- /eɪ/

-ai-, -ay /eɪ/

y- /j/



time



cake



rain



yes



nine



plane



day



yellow

Lesson 9

HOW MANY HORSES CAN YOU SEE?



Let's talk

Can you see a
house over there?

Yes, I can.

Can you see any horses
beside the house?

Yes, I can.

How many horses
can you see?

I can see six horses.

Can you see any **goats**?

No, I can't. But I can see some **cows**.

How many cows can you see?

One, two, three, ..., **eleven, twelve, thirteen**.
Oh, I can see thirteen.

No, not thirteen, but **fifteen**.



Let's learn



cows, eleven



horses, twelve



goats, thirteen



sheep, fourteen

How many cows can you see?



ducks, fifteen



dogs, sixteen



foxes, seventeen



birds, eighteen



bees, nineteen

I can see eleven cows.



Let's sing



Can you see some pears?

Can you see some pears?

Yes, I can, I can.

How many can you see?

I can see fourteen.

Can you see some eggs?

Yes, I can, I can.

How many can you see?

I can see twenty.





A game



Find the numbers



(听数字, 然后举其前一个或后一个数。)



Listen and choose

() 1.

A



B



() 2.

A



X13

B



X18

() 3.

A



X14

B



X15

() 4.

A



B



() 5.

A



B



Marks



Listen, point and read

-o-, -oa- /əʊ/

-ow-, -ou- /aʊ/

-th- /θ/



nose



cow

3

three



coat



house



teeth

Lesson 10

WHERE IS MY DOG?



Let's talk

Good **morning**, Eve.


Good morning, Tom.

I can't find my dog, Tammy.
Can you help me find him?

Yes, we can.

Tammy! Where
are you?

Tammy isn't **near here**.
Where is he?





Let's learn

Where are my shoes?



behind



beside



on



in



under



near

They're *behind* the box.



Look, read and match



()



()

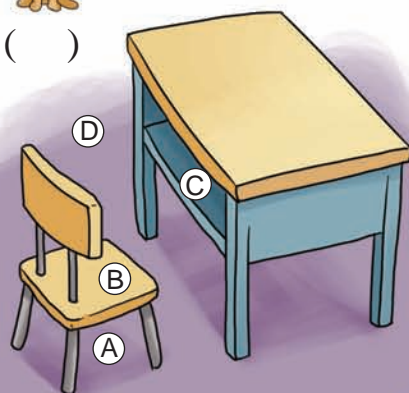


()




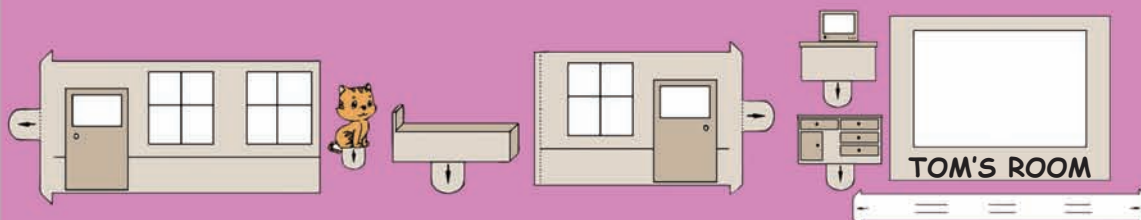
()

A bag is near the desk.
Two books are in the desk.
An apple is on the chair.
A dog is under the chair.





Let's make and practise



What can you see in the room?

Where is it?

I can see a bed.

It's near the window.





Listen and choose

() 1.

A



B



() 2.

A



B



() 3.

A



B



() 4.

A



B



() 5.

A



B



Marks



Listen, point and read

-ere, -ear /ɪə/

-air /eə/

-ere /eə/

-ng /ŋ/



here



chair



where



sing



near



hair



there



morning

Lesson 11

WHAT'S THIS IN ENGLISH?




Let's talk



Excuse me.
What's this in English?

It's a toy **bus**.



Is this a **car**?

No. It's a **jeep**.

Who is in it?

My **aunt**.



What's that in English?

It's a **plane**.

Who's in it?

A boy.

No, I'm not a boy. I'm a girl. My name is Joy.

Oh! Hi, Joy!



Let's learn



car, Eve



plane, Roy



jeep, Jane

What's this in English?

It's a *car*.

Who is in it?

Eve.



train, Buzz



ship, Nick



boat, Dick



Let's chant

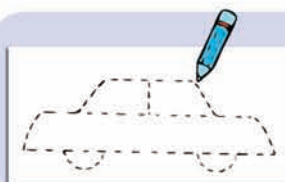
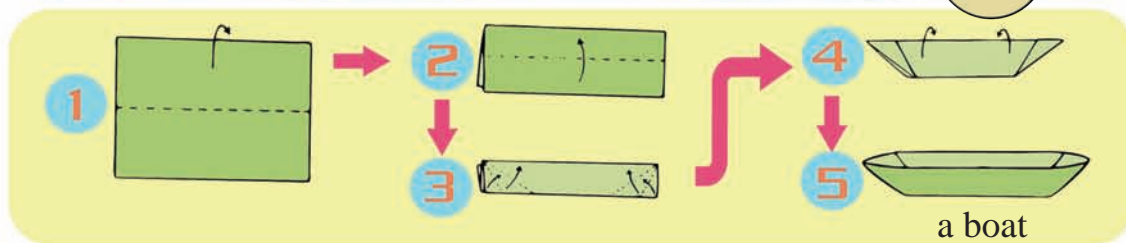


A little boy, a little boy!
Plays with his toys.
He makes a lot of noise.
It's the way he enjoys.





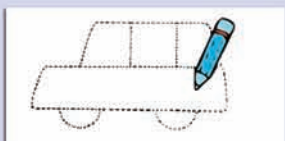
Let's make and practise



Draw.



Colour.



What's this in English?

It's a car.



A game

What's this in English?

A car?

Yes.

What colour is it?

Is it red?

No.



Listen and match

() 1.



() 2.



() 3.



() 4.



() 5.



A



Roy

B



Tom

C



D



E



Kate



Marks



Listen, point and read

-oy /ɔɪ/

j-, -ge /dʒ/



toy



jeep



boy



orange

Lesson 12

REVISION



Let's talk



(Q = Qiqi, E = Eve)

Q: What's that in English?

E: It's a horse.

Q: Who's on the horse?

E: My **uncle**.

Q: Is he a worker or a **farmer**?

E: He's a farmer.

E: Can you see any sheep?

Q: Sheep? Where are they?

E: They're near the house.

Q: Oh, yes.

E: How many sheep can
you see?

Q: I can see fifteen.



E: What's the time, please?

Q: It's twelve o'clock.

E: I have to go now. Goodbye.

Q: Bye-bye.



Read and act



The red hen



Hen: I'm a red hen. I like to **work**.

Duck: I'm a duck.

Cat: I'm a cat.

Dog: I'm a dog.

D, C, D: We like to work, too.

Hen: I **want** to **plant** **wheat**.


Who can help me?

Duck: Me!


Cat: Me!

Dog: Me!

Hen: Then let's **do** it **together**.



Hen: It's fine today.
I want to **cut** the wheat.
Who can help me?
Dog: I can help you.
C, D: We can help you, too.
Hen: Then let's do it together.




Hen: I have to work now.
Who can help me?
D, C, D: Us!
Hen: Then let's do it together.

Hen: It's cold today.
But I have to make some **bread**.
Who can help me?
D, C, D: We can help you.
Hen: Then let's do it together.



Hen: Oh, the bread is nice. Let's **eat** it now.
D, C, D: Oh, how nice it is! Thank you, Hen.
Hen: You're welcome.





Revision Exercises

1. Listen and tick(✓) or cross(x).

(1)



(2)



(3)



(4)



2. Look, read and tick.

Where is Qiqi?

(1)



☐ on the table

☐ under the table

(2)



☐ in the plane

☐ beside the plane

(3)



☐ near the horse

☐ on the horse

(4)



☐ in the car

☐ near the car

(5)



☐ beside the box

☐ on the box





(6)



☐ on the desk

☐ behind the desk

3. Read and choose the question.

	<p>e.g. a. Where is the doll? b. Who is she? c. How many hens can you see?</p>	<p>e.g. <u> b </u> She is Kate.</p>
	<p>a. What's on the desk? b. Can she swim? c. How many sheep can you see?</p>	<p>(1) _____ I can see thirteen.</p>
	<p>a. Is she tall or short? b. What's this in English? c. Is this your pencil?</p>	<p>(2) _____ She's tall.</p>
	<p>a. What's your name? b. What can you see in the tree? c. How are you?</p>	<p>(3) _____ I can see a bird.</p>

4. Look at the pictures and fill in the blanks.



1. — Where are my shoes?
— They are _____ the bed.



2. — What's the time?
— It's _____.


















































3. — What's this in English?
— It's a _____.



4. — How many cows can you see?
— I can see _____ cows.

Pronunciation Summary

/i:/	   <p>three tree read</p>	/eɪ/	  <p>play day</p>
		/aɪ/	  <p>light kite</p>
/ɔ:/	   <p>ball tall horse</p>	/əʊ/	  <p>old cold</p>
/ɜ:/	   <p>bird girl nurse</p>	/aʊ/	  <p>house town</p>
/u:/	   <p>school room who</p>	/ɪə/	  <p>here near</p>
		/eə/	  <p>pear bear</p>
/ɑ:/	   <p>class grass banana</p>	/ɔɪ/	  <p>boy toy</p>
		*/ʊə/	 <p>*poor</p>
/i:/ /ɔ:/ /ɜ:/ /u:/ /ɑ:/ /eɪ/ /aɪ/ /əʊ/ /aʊ/ /ɪə/ /eə/ /ɔɪ/ */ʊə/			

<p>/tʃ/</p>	<div>    </div> <p>chair chick chips</p>	<p>/θ/</p>	<div>   </div> <p>three things</p>
<p>/dʒ/</p>	<div>    </div> <p>jeep Jane orange</p>	<p>/ð/</p>	<div>   </div> <p>mother this</p>
<p>/ʃ/</p>	<div>    </div> <p>sheep ship shoes</p>	<p>/ŋ/</p>	<div>   </div> <p>morning sing</p>
<p>*/ʒ/</p>	<div>  </div> <p>television /'telɪvɪʒən/</p>	<p>/j/</p>	<div>    </div> <p>yellow yes you</p>
<div> <div>/p/ /t/ /k/ /f/ /s/ /θ/ /tʃ/ /ʃ/</div> <div>/b/ /d/ /g/ /v/ /z/ /ð/ /dʒ/ */ʒ/</div> </div> <p>注：有 * 者本阶段暂不要求掌握。</p>			

Words in each lesson

各课词汇表

(注：本表中只收录 Let's talk 等重点部分的生词)



Lesson 1

friend /frend/ 朋友

swim /swim/ 游泳

head /hed/ 头

leg /leg/ 腿

dance /dɑ:ns/ 跳舞

touch /tʌtʃ/ 触摸

bend /bend/ 弯曲



Lesson 2

desk /desk/ 书桌

cup /kʌp/ 茶杯

clock /klɒk/ 钟

guess /ges/ 猜



Lesson 3

book /bʊk/ 书

good /gʊd/ 好的

pen /pen/ 钢笔

pencil /'pensl/ 铅笔

pencil box 文具盒



Lesson 4

family /'fæməli/ 家庭

mother /'mʌðə/ 母亲

father /'fɑ:ðə/ 父亲

girl /gɜ:l/ 女孩



Lesson 5

room /ru:m/ 房间

schoolbag /'sku:l bæɡ/ 书包

read /ri:d/ 读

green /gri:n/ 绿色的

tree /tri:/ 树

any /'eni/ 一些，任何

four /fɔ:/ 四

they /ðeɪ/ 他们

sheep /ʃi:p/ 绵羊



Lesson 6

from /frɒm/ 从，来自

brown /braʊn/ 棕色的

now /naʊ/ 现在



Lesson 7

teacher /'ti:tʃə/ 教师

worker /'wɜ:kə/ 工人

woman /'wʊmən/ 妇女 (复 women)

doctor /'dɒktə/ 医生

or /ɔ:/ 或者，否则

nurse /nɜ:s/ 护士



Lesson 8

time /taɪm/ 时间

eight /eɪt/ 八

late /leɪt/ 迟的

Sunday /'sʌndɪ/ 星期日

o'clock /ə'klɒk/ ... 点钟



Lesson 9

house /haʊs/ 房子

horse /hɔ:s/ 马

beside /br'saɪd/ 在……旁边

six /sɪks/ 六

cow /kaʊ/ 奶牛

eleven /ɪ'levn/ 十一

twelve /twelv/ 十二

thirteen /θɜ:'ti:n/ 十三

fifteen /fɪf'ti:n/ 十五

over /'əʊvə/ 在那边；结束

goat /gəʊt/ 山羊

over there 在那边

how many 多少



Lesson 10

morning /'mɔ:nɪŋ/ 早晨，上午

near /nɪə/ 在……附近

here /hɪə/	这里
under /'ʌndə/	在……下
chair /tʃeə/	椅子
dear /dɪə/	亲爱的



Lesson 11

bus /bʌs/	公共汽车
car /kɑː/	小汽车
aunt /ɑːnt/	姑，姨，舅母等
plane /pleɪn/	飞机
jeep /dʒiːp/	吉普车
Excuse me.	对不起。
in English	用英语



Lesson 12

uncle /'ʌŋkl/	叔，伯，舅等
farmer /'fɑːmə/	农民

work /wɜːk/	工作
want /wɒnt/	想要
plant /plɑːnt/	种植；植物
do /duː/	做
bread /bred/	面包
eat /iːt/	吃
wheat /wiːt/	麦子
together /tə'geðə/	一起
cut /kʌt/	切，砍
have to	不得不
You're welcome.	不客气。

【注】红色词是课标规定的重点词，要求学生能够听、说、认读、拼写；蓝色词要求学生能够听、说、认读，不要求拼写。

Word list

词汇表

A

any /'eni/ 一些，任何 5

aunt /ɑ:nt/ 姑，姨，舅母等 11

B

bend /bend/ 弯曲 1

beside /br'said/ 在……旁边 9

book /buk/ 书 3

bread /bred/ 面包 12

brown /braʊn/ 棕色的 6

bus /bʌs/ 公共汽车 11

C

car /kɑ:/ 小汽车 11

chair /tʃeə/ 椅子 10

clock /klɒk/ 钟 2

cow /kaʊ/ 奶牛 9

cup /kʌp/ 茶杯 2

cut /kʌt/ 切，砍 12

D

dance /dɑ:ns/ 跳舞 1

dear /diə/ 亲爱的 10

desk /desk/ 书桌 2

do /du:/ 做 12

doctor /'dɒktə/ 医生 7

E

eat /i:t/ 吃 12

eight /eɪt/ 八 8

eleven /ɪ'levn/ 十一 9

F

family /'fæməli/ 家庭 4

farmer /'fɑ:mə/ 农民 12

father /'fɑ:ðə/ 父亲 4

fifteen /,fɪf'ti:n/ 十五 9

four /fɔ:/ 四 5

friend /frend/ 朋友 1

from /frɒm/ 从, 来自 6

G

girl /gɜ:l/ 女孩 4

goat /gəʊt/ 山羊 9

good /gʊd/ 好的 3

green /gri:n/ 绿色的 5

guess /ges/ 猜 2

H

head /hed/ 头 1

here /hɪə/ 这里 10

horse /hɔ:s/ 马 9

house /haus/ 房子 9

J

jeep /dʒi:p/ 吉普车 11

L

late /leɪt/ 迟的 8

leg /leg/ 腿 1

M

morning /'mɔ:nɪŋ/ 早晨, 上午 10

mother /'mʌðə/ 母亲 4

N

near /nɪə/ 在……附近 10

now /naʊ/ 现在 6

nurse /nɜ:s/ 护士 7

O

o'clock /ə'klɒk/ ……点钟 8

or /ɔ:/ 或者, 否则 7

over /'əʊvə/ 在那边; 结束 9

P

pen /pen/ 钢笔 3

pencil /'pensl/ 铅笔 3

plane /pleɪn/ 飞机 11

plant /plɑ:nt/ 种植; 植物 12

R

read /ri:d/	读	5
room /ru:m/	房间	5

S

schoolbag /'sku:lbæg/	书包	5
sheep /ʃi:p/	绵羊	5
six /sɪks/	六	9
Sunday /'sʌndɪ/	星期日	8
swim /swɪm/	游泳	1

T

teacher /'ti:tʃə/	教师	7
they /ðeɪ/	他们	5
thirteen /'θɜ: 'ti:n/	十三	9
time /taɪm/	时间	8
together /tə'geðə/	一起	12
touch /tʌtʃ/	触摸	1
tree /tri:/	树	5
twelve /twelv/	十二	9

U

uncle /'ʌŋkl/	叔，伯，舅等	12
under /'ʌndə/	在……下	10

W

want /wɒnt/	想要	12
wheat /wi:t/	麦子	12
woman /'wʊmən/	妇女（复 women）	7
work /wɜ:k/	工作	12
worker /'wɜ:kə/	工人	7

Expressions

Excuse me.	对不起。	11
have to	不得不	12
how many	多少	9
in English	用英语	11
over there	在那边	9
You're welcome.	不客气。	12

【注】红色词是课标规定的重点词。

Word families

分类词汇表

- (D) 1. cat
- () 2. dog
- () 3. pig
- () 4. duck
- () 5. hen
- () 6. chick
- () 7. bird
- () 8. panda
- () 9. bear
- () 10. fish
- () 11. fox
- () 12. rat
- () 13. frog
- () 14. cow
- () 15. sheep
- () 16. horse
- () 17. elephant
- () 18. monkey
- () 19. bee
- () 20. goat



1 <u>one</u>	2 _____	3 _____	4 _____	5 _____
6 _____	7 _____	8 _____	9 _____	10 _____
11 _____	12 _____	13 _____	14 _____	15 _____
16 _____	17 _____	18 _____	19 _____	

(C) 1. boat

() 2. jeep

() 3. bus

() 4. plane

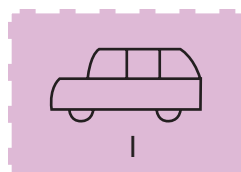

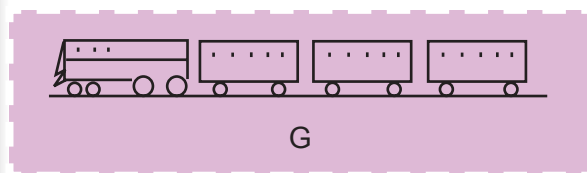
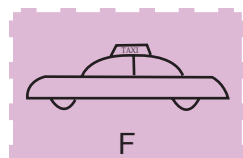
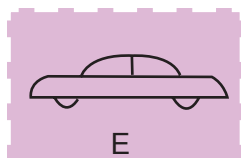
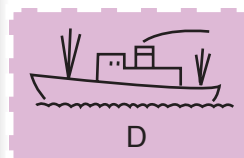

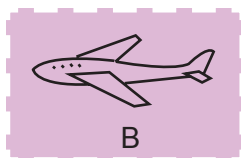
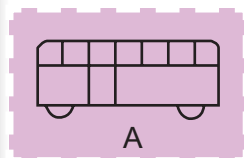
() 5. train

() 6. bike

() 7. car

() 8. ship

() 9. taxi



(C) 1. farmer

() 2. worker

() 3. doctor

() 4. nurse

() 5. teacher



1. *black*

2. w_____

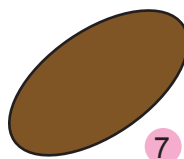
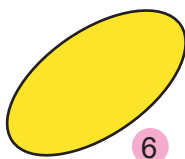
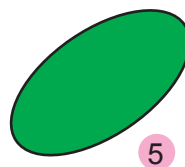
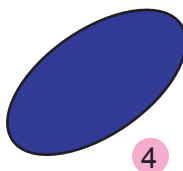
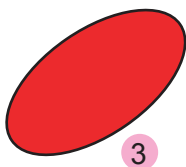
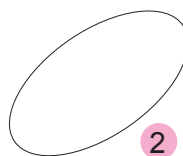
3. r__

4. b_____

5. g_____

6. y_____

7. b_____



(D) 1. pen

() 2. pencil

() 3. book

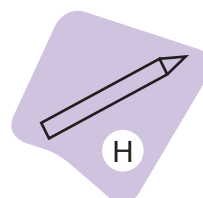
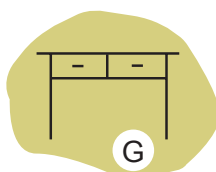
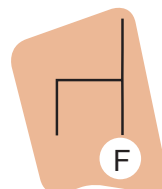
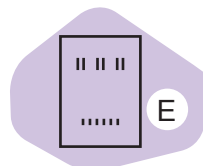
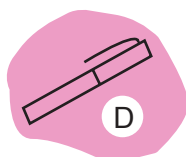
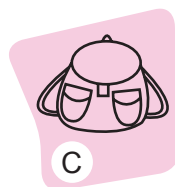
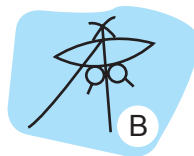
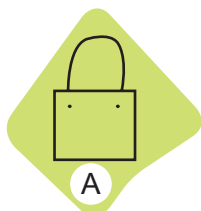
() 4. bag

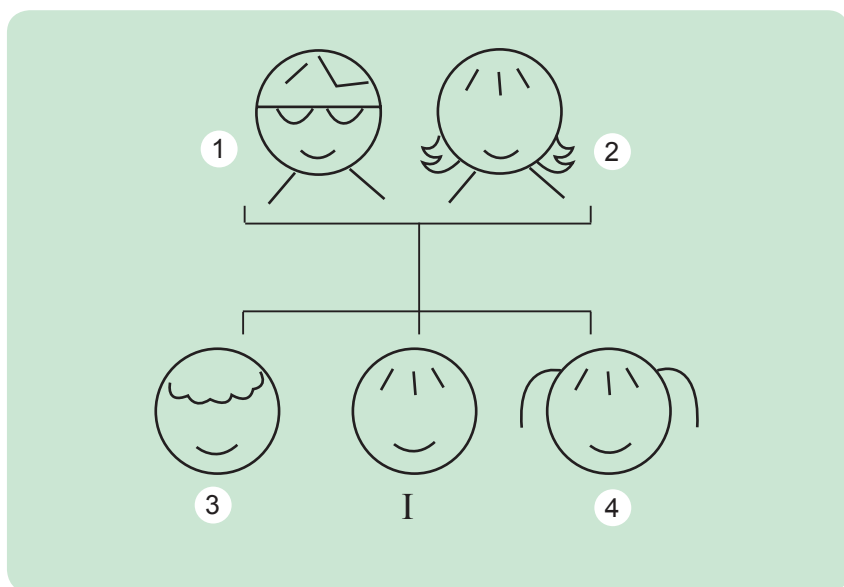
() 5. schoolbag

() 6. kite

() 7. chair

() 8. desk






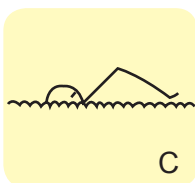
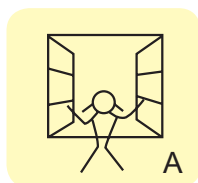


1. *f*_____ man

2. *m*_____ woman

3. *b*_____ boy

4. *s*_____ girl



() 1. look

() 2. sit

(*E*) 3. close

() 4. fly

() 5. open

() 6. run

() 7. sing

() 8. dance

() 9. eat

() 10. read

() 11. swim



后 记


本套教材于 2001 年 8 月经国家教育部审查通过。在 10 年的使用过程中，受到了基层学校和广大师生的欢迎。2011 年在教育部的统一部署下，我们对教材进行了全面修订，使之更具有中国特色、更符合时代特点和更能体现素质教育的要求。

我们主要从以下几方面对教材进行了修订：①更加注重教材的思想性，选入了一些新的、有利于少年儿童道德品质教育的材料；②增加了贴近学生生活实际的听说材料，为学生提供更多的语言实践机会；③加强了知识的复现，在复习课中增加了 Let's talk 版块和 Self-assessment 版块，对学过的知识进行系统复习；④降低了难度，删去了新课标不要求掌握的教学内容，修改了较长、较难的阅读文章并删去了部分较难单词；⑤删去了部分较难的歌曲和歌谣，重新编入了更加新颖有趣的游戏和活动。

本套教材为三年级起点教材，仍保持原教材的编写体例，全套教材共 8 册，供小学 3 ~ 6 年级共四个学年使用。本册 12 课，其中第 6 课和第 12 课为复习课，其余为新课。新课采取“一课一话题、一课一句型、一课一活动、一课一语音”的编排方式，结构与功能相结合。通过语言实践学习语言知识，使学生的语言运用能力得到切实的提高。

本册教材中选用的图片，有一部分未能与作者取得联系，恳请入选图片的作者与我们联系，以便支付稿酬。

在本套教材的编写过程中，姜雪、孙房雪、刘月平等参与了具体编写和修订工作。





英语 ENGLISH

四年级上册

科学普及出版社出版

北京市海淀区中关村南大街16号 邮政编码: 100081

中国科学技术出版社有限公司发行部发行

郑州市欣隆印刷有限公司印刷

*

开本: 787毫米×1092毫米 1/16 印张: 5 字数: 128千字

2013年7月第1版 2021年11月第42次印刷

印数: 3888 801-3924 700册

ISBN 978-7-110-07150-2/G · 3476

(如有印装质量问题, 请与印刷厂联系调换。

联系电话: 0371-68950178 68950325)



定价: 5.08元



绿色印刷产品

批准文号: 豫发改收费 [2021] 388号

举报电话: 12315