



义务教育教科书

英语

ENGLISH

(三年级起点)
三年级下册



 科学普及出版社




英语

ENGLISH

(三年级起点)

三年级下册



科学普及出版社

·北京·



• 图书在版编目(CIP)数据

• 英语. 三年级. 下册/北京市现代教学研究所编著. —北京: 科学普及出版社, 2012. 11 (2021. 11重印)
(义务教育教科书)

ISBN 978-7-110-07901-0

I. ①英… II. ①北… III. ①英语课—小学—教材 IV. ①G624. 311

中国版本图书馆CIP数据核字(2012)第268874号

主 编 马 承 李世虬

副 主 编 王传伟 安宏侠

美术设计 炽热风美术工作室

审 校 [美] Betty Marple

法律顾问 唐国玺


责任编辑 邓 文

责任校对 王勤杰

责任印制 李晓霖



致 同 学 们



同学们好!

新学期开始了,祝大家在新学期里取得优异的学习成绩。本册书将把同学们带进一个新奇的英语世界。在“一课一话题,一课一句型,一课一语音,一课一活动”的学习中,大家将和书中的同学们一起度过一学期的愉快时光。

通过学习本册课本,同学们将学会一些谈论新话题的对话,这些话题涉及学校生活、服饰、位置、食物、天气等内容。同学们还将学会一些新的句子结构,例如“……在哪里”、“他/她是谁”、“我有……”等。

在这本书里,同学们还将读到一些有趣的小故事,例如狐狸假扮鸡外婆,想骗小鸡,可是聪明的小鸡和小鸭用智慧将它赶走了;伊芙过生日,许多小动物都来给她庆祝生日,它们带来了什么礼物呢?阅读了这些小故事,不仅可以学到许多新的知识,还能让同学们体验到学习英语的乐趣,增强学习英语的信心。

在本学期里,同学们将学会“老迈克唐纳叔叔有个农场”、“十只泰迪熊”等几首动听的歌曲,还将学会一些琅琅上口的歌谣,并将围绕新知识做一些有趣的游戏和进行模拟情景表演等活动。希望同学们之间密切配合,积极参与这些活动,并从中有所获益,增强实践能力,培养创新精神。



总之,在这个学期里,有许多有趣的东西等着大家去学,有许多好玩的活动等着大家去做。希望这册课本能成为你的好朋友,陪伴你度过愉快的新学期。

编 者

北京市现代教学研究所



Contents



Lesson 1 I can help you 1

Lesson 2 It's too short 6

Lesson 3 Is that a pig? 11

Lesson 4 Where is my doll? 16

Lesson 5 Let's run a race 21

Lesson 6 Revision 26

Lesson 7 Can you make cakes? 33

Lesson 8 Who is he? 38

Lesson 9 I have a kite 43

Lesson 10 It's cold 48

Lesson 11 Have some coke 53

Lesson 12 Revision 58

Words in each lesson 65

Word list 68

Classified word list 72

Sounds and spellings 74

Lesson 1

I CAN HELP YOU



Let's talk







Let's learn



Let's chant





Let's act



- How do you do?
- How do you do?
- Nice to meet you.
- Nice to meet you, too.

- I'm not good at English.
- I can help you.
- Thank you.
- That's OK. / Not at all.



Group work

Hi, Li Gang! Are you good at English?

	Chinese	English	Maths
Li Gang	×	✓	×
Wang Yan	✓	×	×
Wu Liang	×	✓	×
Ma Li	×	×	✓

Yes, I am.

Li Gang is good at English.













Listen and number



Marks



Let's read

			
cat	rat	cap	hat
			
bag	bat	map	lamp



again me bad English help I'm not good at English.


Lesson 2

IT'S TOO SHORT




Let's talk





Oh, a nice skirt.
But Mum, it's too short.

Too short?
Then let's make a **vest**.



A vest? Oh, it's a nice vest.
I **like** it.



Let's learn

It's a *dress*. It's *long*.

		
<i>dress / long</i>	<i>skirt / short</i>	<i>vest / short</i>
		
<i>coat / long</i>	<i>shirt / old</i>	<i>T-shirt / new</i>



Ask and answer




- What colour is your dress?
- It's red.
- Is it old?
- Yes, it is. / No, it's new.




Draw and say



This is my dress. It's red.
It's new. I like it.



Look and write



Miss Cat's _____ is red.

Mr Pig's vest is _____.

Miss Cat's hat is _____.

Mr Pig's _____ is black.











Listen and number



Marks



Let's read

			
dress	vest	bed	desk
			
hen	egg	pen	red

dress but short then let us make skirt like It's a dress.

Lesson 3 IS THAT A PIG?



Let's talk

How nice **on** a **ship**!

Wow! **So many animals.**


Is that a big pig?

No, it isn't a pig. It's an **elephant**.



Look! Is that a frog?

A frog? **Where?**



There!

Oh, sorry.


No, it's not a frog.
It's a fish.



Let's learn

— Is this/that *a bear*?

— Yes, it is. / No, it isn't.



A game





Let's make and act



I'm a bear.
Are you a panda?

No, I'm a rabbit.



panda




rabbit



Let's sing

Old MacDonald has a farm



1) Old MacDonald has a farm, E I E I O.

And on that farm he has some cows, E I E I O.

With a moo, moo here and a moo, moo there.

Here a moo, there a moo, everywhere a moo moo.

Old MacDonald has a farm, E I E I O.



2) ... some ducks ... with a quack, quack ...

3) ... some pigs ... with an oink, oink ...

4) ... some chicks ... with a chick, chick ...





Listen and choose

() 1.

A



B



() 2.

A



B



() 3.

A



B



() 4.

A



B



() 5.

A











B



Marks



Let's read

			
pig	fish	ship	hill
			
sit	chips	chick	six

on ship many animal elephant where there is that a bear?

Lesson 4

WHERE IS MY DOLL?



Let's talk

Where is my **doll**?

No.

Is it on your **bed**?

Look! It's in the box.

Oh, yes, thank you.

I can't **see** Miss Fox.
Where is **she**?



Is she **with** Mr Dog?

No.

Look! She is with Mr Frog.

Oh, yes.



Let's learn

Where is my *doll*?



It's *in the box*.

doll / in the box

book / in the desk

bag / on the chair

pen / in the pencil box



Let's chant



Where is the dog?

Where is the dog?

It's on a log.

Where is the fox?


Where is the fox?

It's on a box.






A game



Read and write





Listen and choose

() 1.

A



B



() 2.

A



B



() 3.

A



B



() 4.

A



B



() 5.

A











B



Marks



Let's read

			
dog	fox	doll	box
			
frog	ox	clock	sock

bed see she with Where is my doll? It's in the box.

Lesson 5

LET'S RUN A RACE



Let's talk

What a fine **day**!

It's **fun** in the **sun**.

Let's **play** a **game**.

OK.

Let's **run** a **race**.

OK.

One, **two**, run!

Come on! Come on!
Run, run, run!



Let's learn

- What a fine day!
- Let's *play a game*.
- OK.



play a game



run a race



jump



walk



swim



Let's sing



The duck can run



Run, run, run, the duck can run.

Run, run, run, the cat can run.


Run, run, run, the pig can run.

It is fun to run in the sun.





Listen and do



Talk and tick

Let's put the doll in the box.



OK.













Listen and number



Marks



Let's read

			
bus	up	duck	mum
			
sun	run	hut	bun

day sun play game run two let's play a game.

Lesson 6

REVISION



Say and recite

(T = Tom, Q = Qiqi, L = Lucy)

T: This is Lucy. This is Qiqi.

Q: Nice to meet you, Lucy.

L: Nice to meet you, Qiqi.

Q: I'm not good at English.

L: I can help you.

Q: Thank you.



(C = Cat, M = Mum)

C: Mum, where is my red dress?

M: In the box.

C: Oh, yes, thank you.

C: Is this my dress, Mum?

M: Yes.

C: It's too short.

M: Oh, let's make a skirt.

C: Wow! How nice!





Read and act



Grandma Fox




I am a fox. I'm **hungry**.
Oh, it's a **hut**.
Little Chick is in it.

Open the **door**, Little Chick.

Who is it?

It's me, **Grandma**.

Oh, Grandma. Please **wait**.
Let me open the door.



Shh! It's not Grandma.
It's a bad fox.

A bad fox?
Oh, yes, it is.


Open the door.
Open the door.

We can't let **him** in.



But how?

Wait, I can help you.



Hello, Mrs Hen!
I'm Mr Dog.
Let me open the door.




Dog? Oh, no. Goodbye.

Ha-ha!



Revision Exercises

1. Listen and number.



2. Complete the words.



dr___ b_d ___p b__ b__













s__ g___ r__ t__ w__


























3. Complete the sentences.

	1. I'm ____ good at English.
	2. It's a nice skirt, ____ it's too short.
	3. — Is that ____ elephant? — Yes, it is.
	4. My doll ____ in the bag.
	5. What ____ fine day!

4. Read the following words.

				
fat	leg	swim	hot	cup
				
hand	ten	milk	mom	nut

Sounds and spellings

A a					
	bag	bad	cap	black	hat
E e					
	dress	bed	red	hen	<i>pen</i>
I i					
	ship	fish	pig	sit	chick
O o					
	box	dog	fox	frog	doll
U u					
	sun	run	mum	duck	<i>up</i>

【注】 黑体词是课标规定的重点词，斜体词只要求会读。

hungry little open door who grandma wait we him

Lesson 7

CAN YOU MAKE CAKES?



Let's talk

Hello, Kate!

What's on the **table**?

Some **cakes**.

Oh, how nice!

Please **have** one.

Thank you.



Can you make cakes?

No, I can't.

But my mum can.



Can she make buns?

Yes, she can make buns
and **noodles**.



Let's learn

— Can you make *cakes*?

— Yes, I can. / No, I can't.



Write and say



1. — Can you make a _____? — Yes, I can.

2. — Can you make _____? — No, I can't.


3. — Have an _____. — Thank you.

4. — What's on the _____? — Some buns.






Let's make



Happy Mother's Day.



Look and say



Can you see an egg?

No, I can't.



Listen and choose

() 1.

A



B



() 2.

A



B



() 3.

A



B



() 4.

A




B



() 5.

A



B



Marks



Let's read







			
cake	plate	game	face
			
lake	plane	name	snake

table some cake have noodle Can you make cakes?


Lesson 8

WHO IS HE?



Let's talk

Hello, Eve!




Hello, Qiqi!

That **boy** looks like you.

Who is **he**?



He is Steve. We are **brother** and **sister**.



Hello, Tom! Who is he?

He's my little brother.



Hi, what's your name?

My name is Pete.

How old are you?

I'm **three**.



Let's learn

— Who is *he/she*?

— *He/She* is my *brother/sister*.



brother



mother



sister



teacher



father



Let's chant



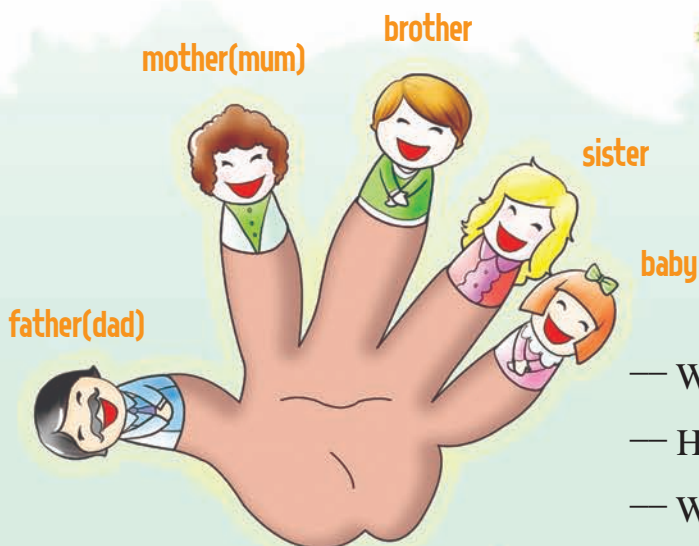
Who is the boy?
Who is he?
He's my brother Pete.
He looks like me.
I like him.
And he likes me.



Ask and answer



Make and say



- Who is he/she?
- He/She is ...
- What's his/her name?
- His/Her name is ...



Listen and choose

() 1.

A



B



() 2.

A



B



() 3.

A

9

B

3

() 4.

A



B



() 5.

A









B



Marks



Let's read

		
he	she	me
		
we	Pete	Eve

boy he brother sister three Who is he? He's my brother.

Lesson 9

I HAVE A KITE



Let's talk



Look! I have a kite.

Yes, I can.

Wow! How nice!
Can you fly it?





Let's learn



Let's sing

Fly your kite

Fly, fly, fly your kite.

High in the sky.

Fly high, fly high.

Let your kite fly high.





Listen and do



Take out your book.



Open your book.



Look at your book.



Put down your book.



Close your book.



Look at the blackboard.



Guess and write

What is it?

It's ...



.....
.....
.....



.....
.....
.....



.....
.....
.....



.....
.....
.....



.....
.....
.....



.....
.....
.....



Listen and choose

() 1.

A



B



() 2.

A



B



() 3.

A



B



() 4.

A



B



() 5.

A









B



Marks



Let's read

9			
nine	kite	bike	rice
5			
five	fly	ride	fine

kite fly new bike great why toy I have a kite.

Lesson 10

IT'S COLD



Let's talk

Oh, it's so **cold**!
Are you cold?

Yes, I'm cold, Mum.



Then let's **go home**.

OK.



Oh, your **nose** is red.
Are you **still** cold, Tom?

Yes, Mum.



Then let me **close** the door.

Thank you, Mum.





Let's learn

— Is it *cold*?

— Yes, it is. / No, it isn't.



cold



hot



warm



cool



Look and say



Is it *warm*?

Yes, it is.

Let's ride a bike.

OK.



warm, ride a bike



hot, open the door



cold, go home



cool, fly a kite



Look and write



c___



n___



k___



b___



th___



cl___



A game



Fly a kite.



Fly a kite?



Yes.



Listen and tick

1.



A



B

2.



A



B

3.



A



B

4.



A











B



Marks



Let's read

			
go	close	nose	home
			
coke	bone	stone	rose

cold go home nose close Is it cold? Yes, it is.

Lesson 11

HAVE SOME COKE



Let's talk





How do you do, Eve?

This is my mum. This is Eve.

How do you do, Mrs Black?

Have a **pear**.

No, thanks.

Have some **coke**, please.

Thank you.



Let's learn

— Have *some coke*.

— Thank you. / No, thanks.



Let's sing

Ten little teddy bears

One little, two little, three little teddy bears,
 Four little, five little, six little teddy bears,
 Seven little, eight little, nine little teddy bears,
 Ten little teddy bears.





Ask and answer



Have a cake.

No, thanks.

Have some water.



Thank you.



Talk and write

Lulu, have some coke.



No, thanks.
I like water.

Tom, have an apple.




Thank you.
I like apples.



Name	Food/Drink
Lulu	water
Tom	apples













Listen and number



Marks



Let's read

				
plane	he	line	bone	mule
				
skate	she	cry	rope	tube


come happy birthday Have some coke. Thank you.

Lesson 12

REVISION



Say and recite



(K = Kate, T = Tom)

K: Hi, Tom! I have a new bike.

T: Can you ride it?

K: Yes, I can. Let's ride it, OK?

T: Is it cold **today**?

K: No, it's **warm**.

T: Great!

T: Please come in, Kate.

K: Thank you.

T: Have a cake, please.

K: No, thanks.

T: Then have some coke.

K: Thank you.



K: Who is he?

T: He's my brother, Pete.

K: He looks like you.

T: Yes.






Read and act



Eve's birthday



Let me **get** some
apples for **her**.

It's Eve's birthday.

Let me get
some pears.

Let me get some
bananas.

Happy birthday, Eve.



Some pears for you.

Some bananas for you.

Some apples for you.

Thank you.



Let's **sing** "Happy Birthday".

Yes, let's.

Let's have the cake!

Thank you.



Let's sing

Happy birthday




Happy birthday to you.

Happy birthday to you.

Happy birthday, dear Eve.

Happy birthday to you.





Revision Exercises

1. Listen and number.



2. Classify the following words.

bike frog cap get black bun help dress
red we five sing ten she nine noodle
run he ship duck egg make hat elephant

动物		食品	
颜色		人称代词	
交通工具		服装鞋帽	
数字		动作	

3. Look and write.

I'm Sam. I'm ten years old.

This is my d_____.

He can make a k_____.

This is my m_____.

She can make a c_____.

This is my s_____.

She is good at E_____.

This is my b_____.

He can ride a b_____.



4. Circle the words.
























EGDRESSUACSHORTEFBCOLDWZGHOM



JWARMHKITABLEMNPDOORQSIASUN



Sounds and spellings

<p>A a</p>	 cake	 name	 game	 race	 <i>plate</i>
<p>E e</p>	 we	 he	 she	 me	 <i>Pete</i>
<p>I i Y y</p>	 bike	 kite	 white	 fly	 ride
<p>O o</p>	 go	 no	 home	 nose	 close
<p>U u</p>	 <i>mule</i>	 <i>tube</i>	 <i>use</i>	 <i>cube</i>	 <i>Hume</i>

【注】 黑体词是课标规定的重点词，斜体词只要求会读；
字母下面有圆点的不发音，有横线的读浊音。

today warm get her seven sing

Words in each lesson

各课词汇表

(注：字母下面有圆点的不发音，有横线的读浊音；本表中只收录 Let's talk 部分的生词)



Lesson 1

again	再
me	我 (宾格)
bad	坏的
English	英语；英国的
help	帮助
glad	高兴的
Me, too.	我也是。
be good at	擅长



Lesson 2

dress	连衣裙，女服
but	但是
short	短的，矮的
<u>then</u>	那么
let	让
us	我们 (宾格)
make	做
skirt	女裙

like 喜欢；像

vest 背心

let's = let us 让我们



Lesson 3

on 在……上

ship 轮船

many 许多

animal 动物

elephant 大象

where 在哪里

there 在那里

so 如此，那么；因此



Lesson 4

bed 床

see 看见

she 她

with 和，用

doll 洋娃娃



Lesson 5

day 白天, 日子

sun 太阳

play 玩; 戏剧

game 游戏

run 跑

two 二

fun 乐趣

race 赛跑

play a game 做游戏

run a race 赛跑

Come on. 加油。



Lesson 6

hungry 饥饿的

little 小的

open 打开

door 门

who 谁

grandma 奶奶, 外婆

wait 等待

we 我们

him 他 (宾格)

hut 小屋



Lesson 7

table 桌子

some 一些

cake 蛋糕

have 有, 吃

noodle 面条



Lesson 8

boy 男孩

he 他

brother 兄弟

sister 姐妹

three 三

look like 看上去像



Lesson 9

kite 风筝

fly	放(风筝等), 飞
new	新的
bike	自行车
great	伟大的, 极好的
why	为什么
toy	玩具
ride	骑



Lesson 10

cold	冷的
go	去
home	家
nose	鼻子
close	关上
still	仍然
go home	回家



Lesson 11

come	来
-------------	---

happy	快乐的
birthday	生日
pear	梨
coke	可乐
come in	进来



Lesson 12

today	今天
warm	温暖的
get	得到, 获得
her	她(宾格); 她的
seven	七
sing	唱
candle	蜡烛

【注】黑体词是课标规定的重点词，要求学生会读，听得懂，会拼写，能说出词义。白体词只要求学生会读，听得懂，能说出词义，不要求拼写。

Word list

词 汇 表

(注: 单词后所标注的数字为该词首次出现的册次和课次, 1 为三年级上册, 2 为三年级下册)

A		
a	一(个)	1-1
again	再	2-1
am	是	1-1
an	一(个)	1-8
and	和	1-9
animal	动物	2-3
apple	苹果	1-11
are	是	1-2

B		
baby	婴儿	1-11
bad	坏的	2-1
bag	书包	1-9
banana	香蕉	1-11
bear	熊	1-6
bed	床	2-4
bee	蜜蜂	1-7
big	大的	1-12
bike	自行车	2-9
bird	鸟	1-7
birthday	生日	2-11
black	黑色的	1-9

blue	蓝色的	1-9
box	盒子	1-9
boy	男孩	2-8
brother	兄弟	2-8
bun	馒头	1-8
but	但是	2-2
bye	再见	1-3

C		
cake	蛋糕	2-7
can	能	1-12
candle	蜡烛	2-12
cap	便帽	1-9
cat	猫	1-1
chick	小鸡	1-11
close	关上	2-10
coke	可乐	2-11
cold	冷的	2-10
colour	颜色	1-9
come	来	2-11

D		
dad	爸爸	1-10
day	白天, 日子	2-5

dog	狗	1-1
doll	洋娃娃	2-4
door	门	2-6
down	向下	1-4
dress	连衣裙，女服	2-2
duck	鸭子	1-6

E

egg	鸡蛋	1-8
elephant	大象	2-3
English	英语；英国的	2-1

F

fat	肥胖的	1-7
find	找到	1-12
fine	好的，晴朗的	1-10
fish	鱼	1-7
five	五	1-5
fly	放（风筝等），飞	2-9
for	为，给	1-11
fox	狐狸	1-1
frog	青蛙	1-7
fun	乐趣	2-5

G

game	游戏	2-5
get	得到，获得	2-12

glad	高兴的	2-1
go	去	2-10
goodbye	再见	1-3
grandma	奶奶，外婆	2-6
great	伟大的，极好的	2-9

H

happy	快乐的	2-11
hat	礼帽	1-9
have	有，吃	2-7
he	他	2-8
hello	你好	1-1
help	帮助	2-1
hen	母鸡	1-7
her	她（宾格）；她的	2-12
hi	嗨	1-1
him	他（宾格）	2-6
home	家	2-10
hot	热的	1-8
how	多么，如何	1-5
hungry	饥饿的	2-6
hut	小屋	2-6

I

I	我	1-1
in	在……里面	1-9

is	是	1-3
it	它	1-6

K

kite	风筝	2-9
-------------	----	-----

L

let	让	2-2
letter	信，字母	1-6
like	喜欢；像	2-2
little	小的	2-6
look	看	1-7

M

make	做	2-2
many	许多	2-3
me	我（宾格）	2-1
Miss	小姐	1-2
monkey	猴子	1-12
Mr	先生	1-2
Mrs	夫人	1-10
mum	妈妈	1-10
my	我的	1-3

N

name	名字	1-3
new	新的	2-9
nice	好的	1-10

nine	九	1-5
no	不	1-2

noodle	面条	2-7
nose	鼻子	2-10
not	不	1-6

O

old	老的，旧的，……岁的	1-5
on	在……上	2-3
one	一	1-5
open	打开	2-6

P

panda	熊猫	1-6
pear	梨	2-11
pig	猪	1-1
play	玩；戏剧	2-5
please	请	1-4

R

race	赛跑	2-5
rat	老鼠	1-8
red	红色的	1-8
ride	骑	2-9
run	跑	2-5

S

sad	悲伤的	1-12
------------	-----	------

see	看见	2-4
seven	七	2-12
she	她	2-4
ship	轮船	2-3
short	短的, 矮的	2-2
sing	唱	2-12
sister	姐妹	2-8
sit	坐	1-4
skirt	女裙	2-2
so	如此, 那么; 因此	2-3
some	一些	2-7
sorry	对不起	1-12
still	仍然	2-10
sun	太阳	2-5

T

table	桌子	2-7
ten	十	1-5
thank	谢谢	1-6
that	那个	1-8
the	这个	1-7
then	那么	2-2
there	在那里	2-3
this	这个	1-8
three	三	2-8

today	今天	2-12
too	也, 太	1-3
toy	玩具	2-9
two	二	2-5

U

us	我们 (宾格)	2-2
-----------	---------	-----

V

vest	背心	2-2
-------------	----	-----

W

wait	等待	2-6
warm	温暖的	2-12
we	我们	2-6
what	什么	1-4
where	在哪里	2-3
white	白色的	1-9
who	谁	2-6
why	为什么	2-9
with	和, 用	2-4

Y

yellow	黄色的	1-12
yes	是的	1-2
you	你 (们)	1-2
your	你 (们) 的	1-4

【注】黑体词是课标规定的重点词。

Classified word list

分类词汇表

动 物

animal	动物
elephant	大象
<i>rabbit</i>	兔子
<i>deer</i>	鹿
<i>tiger</i>	老虎

家庭成员及人

grandma	奶奶
brother	兄弟
sister	姐妹
boy	男孩
<i>father</i>	父亲
<i>mother</i>	母亲
<i>teacher</i>	教师

日常生活

home	家
bed	床
sun	太阳
door	门
table	桌子
<i>hut</i>	小屋
<i>candle</i>	蜡烛

服 装

skirt	裙子
dress	连衣裙, 女服
<i>vest</i>	背心
<i>coat</i>	外套
<i>shirt</i>	男衬衣
<i>T-shirt</i>	T 恤衫

食品、水果及饮料

cake	蛋糕
noodle	面条
<i>pear</i>	梨
<i>coke</i>	可乐
<i>chips</i>	炸薯条
<i>water</i>	水
<i>milk</i>	牛奶
<i>tea</i>	茶

玩 具

toy	玩具
kite	风筝
<i>doll</i>	洋娃娃

交通工具

ship	轮船
bike	自行车
<i>plane</i>	飞机
<i>bus</i>	公共汽车

学习文体

English	英语
game	游戏
<i>fun</i>	乐趣
<i>race</i>	赛跑
<i>Chinese</i>	语文
<i>maths</i>	数学
<i>desk</i>	课桌
<i>chair</i>	椅子
<i>pen</i>	钢笔
<i>book</i>	书
<i>pencil box</i>	文具盒

时间及日期

day	日，天
today	今天
birthday	生日

代 词

we	我们
him	他（宾格）
she	她
he	他
her	她的
me	我
us	我们（宾格）
who	谁
some	一些

形 容 词

short	短的
bad	坏的
hungry	饥饿的
little	小的
new	新的
warm	温暖的
great	伟大的，极好的
happy	快乐的
many	很多的
cold	冷的
glad	高兴的
long	长的
cool	凉爽的

动 词

play	玩
sing	唱歌
see	看见
run	跑

fly	飞
have	有，吃
wait	等
let	让
come	来
go	去
close	关
open	打开
get	得到
make	制作
like	喜欢
help	帮助
ride	骑
jump	跳
walk	走
swim	游泳

数 词



two	二
three	三
seven	七

其 它

nose	鼻子
again	再
but	但是
<u>then</u>	那么
on	在... ..上
where	在哪里
<u>there</u>	在那里
<u>with</u>	和，用
why	为什么
so	如此，那么，因此
still	仍然

【注】黑体词是课标规定的重点词，斜体词只要求会读。

Sounds and spellings

<p>A a</p>	<div>       </div> <p>cat sad fat rat glad hand</p> <p>am an and bad black can cap dad <u>th</u>at bag hat</p>
<p>E e</p>	<div>       </div> <p>egg ten yes vest desk leg</p> <p>red bed hen dress let help get <u>th</u>en pen</p>
<p>I i</p>	<div>       </div> <p>sing six hill gift chips swim</p> <p>big fish pig him in is it ship sit <u>th</u>is <u>th</u> with chick</p>
<p>O o</p>	<div>       </div> <p>hot dog box frog rock clock mop</p> <p>not on doll fox <u>o</u>f long <u>o</u>x mom</p>
<p>U u</p>	<div>       </div> <p>bun hut bus cup nut jump</p> <p>duck mum run sun but us fun <u>u</u>p bug</p>

A a					
	<i>face</i>	<i>skate</i>	<i>lake</i>	<i>snake</i>	<i>plane</i>
	cake	name	make	game	race <i>plate</i>
E e					
	we	he	she	<i>Eve</i>	<i>Pete</i>
	me	<i>eve</i>	<i>Steve</i>		
I i Y y					
	nine	<i>rice</i>	<i>ice</i>	<i>line</i>	<i>cry</i>
	I hi bike kite nice fine like white my fly why ride				
O o					
	coke	<i>bone</i>	<i>stone</i>	<i>rose</i>	<i>rope</i>
	go	no	home	no<u>s</u>e	clo<u>s</u>e <i>so</i>
U u					
	<i>mule</i>	<i>tube</i>	<i>u<u>s</u>e</i>	<i>cube</i>	<i>Hume</i>
	<i>cute</i>	<i>mute</i>	<i>f<u>u</u>s<u>e</u></i>	<i>duke</i>	<i>hu<u>g</u>e</i>

【注】 黑体词是课标规定的重点词，斜体词只要求会读。



后 记


本套教材于 2001 年 8 月经国家教育部审查通过。在 10 年的使用过程中，受到了基层学校和广大师生的欢迎。2011 年在教育部的统一部署下，我们对教材进行了全面修订，使之更具有中国特色、更符合时代特点和更能体现素质教育的要求。

我们主要从以下几方面对教材进行了修订：①更加注重教材的思想性，选入了一些新的、有利于少年儿童道德品质教育的材料；②增加了贴近学生生活实际的听说材料，为学生提供更多的语言实践机会；③加强了知识的复现，在复习课中增加了 Say and recite 版块，对学过的知识进行系统复习；④降低了难度，删去了新课标不要求掌握的教学内容，修改了较长、较难的阅读文章并删去了部分较难单词；⑤删去了部分较难的歌曲和不够顺口的歌谣，重新编入了更加新颖有趣的游戏和活动。

本套教材仍保持原来的编写体例，全套教材共 8 册，供小学 3 ~ 6 年级共四个学年使用。本册 12 课，其中第 6 课和第 12 课为复习课，其余为新课。新课采取“一课一话题、一课一句型、一课一活动、一课一语音（从四年级下册起为一课一阅读）”的编排方式，结构与功能相结合。通过语言实践学习语言知识，在语流中学习语音，使学生的语言运用能力得到切实的提高。

本套教材为三年级起点教材，第 1 册从字母开始学习。同时我们还编写了一年级起点小学英语教材，其前 4 册可以和本套教材相衔接。这 4 册教材供小学一、二年级使用，以培养学生学习兴趣为主要目的，只要求学生通过积极参与去感知和体验英语，不要求学生认读单词和掌握语言知识。而本套教材则要求学生能听、能说、能认读，并能掌握一定的语言知识。这两套教材的教学目的和要求不同，一年级起点教材的前 4 册是本套教材的铺垫，本套教材又是这 4 册教材的升华，因此能自然衔接，不会产生重复。

在本套教材的编写过程中，姜雪、孙房雪、刘月平等参与了具体编写和修订工作。



英语 ENGLISH

三年级下册

科学普及出版社出版

北京市海淀区中关村南大街16号 邮政编码: 100081

中国科学技术出版社有限公司发行部发行

郑州市欣隆印刷有限公司印刷

*

开本: 787毫米×1092毫米 1/16 印张: 5 字数: 128千字

2012年11月第1版 2021年1月第35次印刷

印数: 3396 901-3867 200册

ISBN 978-7-110-07901-0 / G · 3306

(如有印装质量问题, 请与印刷厂联系调换)

联系电话: 0371-68950178 68950325



定价: 4.84元



批准文号: 豫发改收费 [2016] 984号

举报电话: 12358