



义务教育教科书

ENGLISH 英语

二年
级

(一年级起点)

上册



清华大学出版社





义务教育教科书

ENGLISH
英语

二年
级

(一年级起点)

上册

主 编：范文芳

副主编：宗 燕 Faridah Pawan

This book belongs to



清华大学出版社
北 京

本书封面贴有清华大学出版社防伪标签，无标签者不得销售。
版权所有，侵权必究。侵权举报电话：010-62782989 13701121933

图书在版编目(CIP)数据

英语. 二年级. 上册 / 范文芳主编. — 北京: 清华大学出版社, 2013
一年级起点
ISBN 978-7-302-33519-1

I. ①英… II. ①范… III. ①英语课—小学—教材 IV. ①G624.311

中国版本图书馆CIP数据核字(2013)第187714号

责任编辑: 宗 燕
责任校对: 李 梅
责任印制: 宋 林

出版发行: 清华大学出版社

网 址: <http://www.tup.com.cn>, <http://www.wqbook.com>
地 址: 北京清华大学学研大厦A座 邮 编: 100084
社 总 机: 010-62770175 邮 购: 010-62786544
投稿与读者服务: 010-62776969, c-service@tup.tsinghua.edu.cn
质 量 反 馈: 010-62772015, zhiliang@tup.tsinghua.edu.cn
课 件 下 载: <http://www.wqbook.com/qhysl/>

印 装 者: 清华大学印刷厂

经 销: 全国新华书店

开 本: 185mm×260mm

印 张: 5

版 次: 2013年8月第1版

印 次: 2014年6月第 次印刷

定 价: 5.30元

产品编号: 040300-03

前 言

——致同学

同学们，欢迎你们使用由清华大学“大、中、小学一条龙英语教学”研究与实践项目组编写的《英语》课本！

我们为什么要学习英语呢？

你们肯定知道，这是因为英语很重要。英语像汉语一样，能够描述丰富多彩的世界，表达各种各样的思想。通过英语，我们可以更多地了解奇妙的世界，了解世界上更多的人，同时也可以把中国介绍给世界上更多的人，让世界上更多的人了解我们的祖国，了解我们自己。

在21世纪全球化的国际舞台上，英语已经成为国际交流中的一种重要工具，因此，我们都要学好英语。但是，学好一门语言却不是一朝一夕的事情，而是需要多年的努力。你们年纪小，模仿力强，记忆力好，正是学习英语的最佳时期。希望你们努力学好英语，为长大成材打下基础。

我们要学习英语还有另外一个原因，那就是英语非常有趣！英语可以像积木、玩具汽车、布娃娃、拼图、动画片一样，给我们带来无穷的乐趣！

翻开清华大学“大、中、小学一条龙英语教学”研究与实践项目组为你们编写的这套《英语》课本，你们肯定会被那令人赏心悦目的图画所吸引；听听课文录音，你们也一定会喜欢那纯正的英语和优美的歌曲。



这套教材以你们感兴趣的话题为中心，选取的是与你们日常生活息息相关的内容。教材中安排了你们喜欢的动物、食物以及你们喜欢的活动如游泳、踢足球等，还有许多生动有趣的故事，相信你们会喜欢这套教材。在老师的指导下，在听、说、唱、动、读、写中学会用英语说自己想说的话，写出自己的心声。

英语很重要！英语很有趣！让我们共同努力，把英语学好！

作者

于清华园

2012年1月



CONTENTS

UNIT 1

THE ENGLISH LETTERS.....1

UNIT 2

CLOTHES.....17

UNIT 3

WEATHER.....33

UNIT 4

OPPOSITES.....49

FUN READING

THE LITTLE DOUGH MAN.....65

VOCABULARY.....73



A B C D E F G

I can say my ABCs.



UNIT 1



THE ENGLISH LETTERS

UNIT 1

LESSON 1

1. Listen, look and say.

Aa



apple

A is for apple.

Bb



bag

B is for bag.

Cc



cat

C is for cat.

2. Trace and write.

Aa

Aa

Bb

Bb

Cc

Cc

3. Let's play!



What do you want?

I want the apple.



I want the candy.



I want the cat.



I want the bag.



4. Let's sing!



A's for apple. B's for bag.

C's for cat, a little cat.

ABC, ABC.

I have learned my ABC.

1. Listen, look and say.

Dd



duck

D is for duck.

Ee



egg

E is for egg.

Ff



flower

F is for flower.

Gg



grass

G is for grass.

2. Trace and write.

Tracing practice for the letters D, E, F, and G. Each row shows the letter with stroke order arrows and numbers, followed by a dashed version for tracing.

Row 1: **Dd** (with stroke order arrows) - Dd (dashed)

Row 2: **Ee** (with stroke order arrows) - Ee (dashed)

Row 3: **Ff** (with stroke order arrows) - Ff (dashed)

Row 4: **Gg** (with stroke order arrows) - Gg (dashed)

3. Listen, look and match.



The boy wants the egg.
The girl wants the flower.
The rabbit wants the grass.



4. Let's sing!



D's for duck. E's for egg.
F's for flower. G's for grass.
DEFG, DEFG.
I have learned my DEFG.

1. Listen, look and say.

Hh



hand

H is for hand.

li



ice cream

I is for ice cream.

Jj



juice

J is for juice.

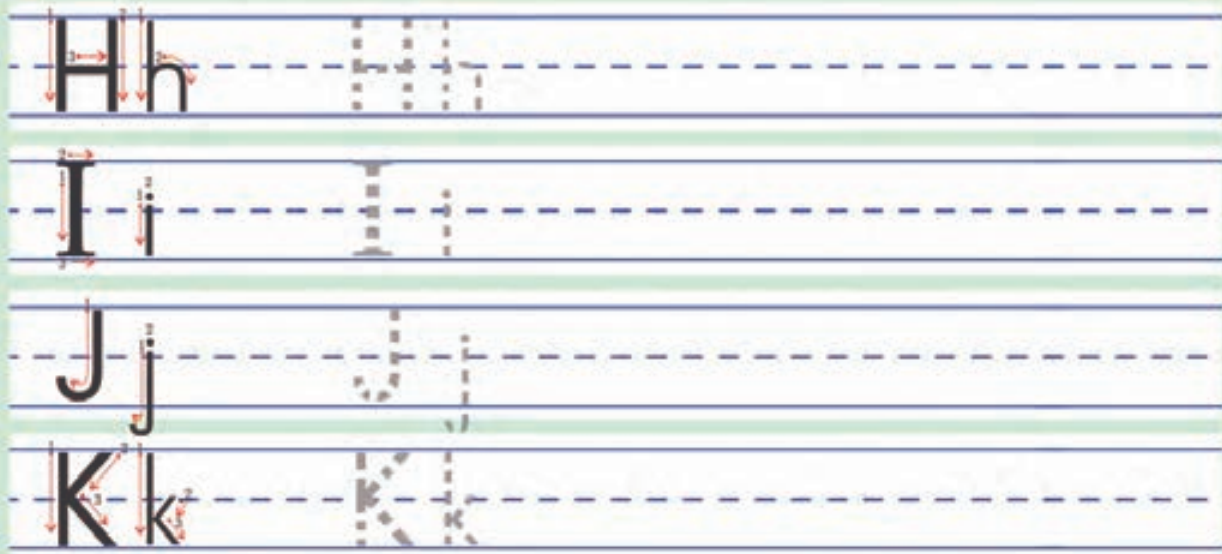
Kk



kite

K is for kite.

2. Trace and write.



3. Listen and check.



4. Listen, look and match.

The ice cream is sweet.

The kite can fly in the sky.

Can I have some apple juice?



5. Let's say it!



I scream.
You scream.
We all scream,
For ice cream!



1. Listen, look and say.

Ll



leg

L is for leg.

Mm



monkey

M is for monkey.

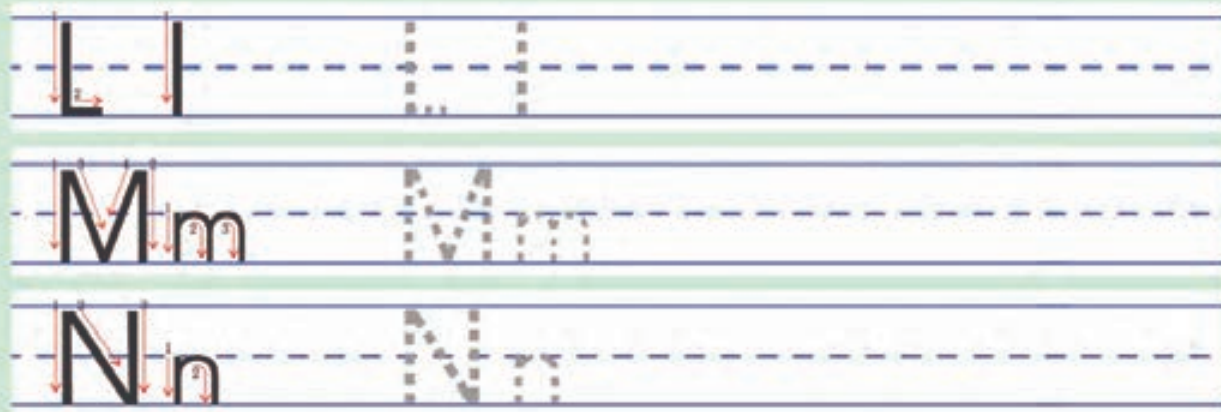
Nn



noodles

N is for noodles.

2. Trace and write.



3. Listen and number.



4. Listen, look and match.



**My mother wants some noodles.
The monkey wants a banana.**



5. Let's sing!



**L's for leg. M's for monkey.
N's for noodles, yummy noodles.
LMN, LMN. LMN, LMN.
ABCDEFGH; IJKLMNOP.**

1. Listen, look and say.

Oo



orange

O is for orange.

Pp



pupil

P is for pupil.

Qq



queen

Q is for queen.

Rr



rice

R is for rice.

Ss



soup

S is for soup.

Tt

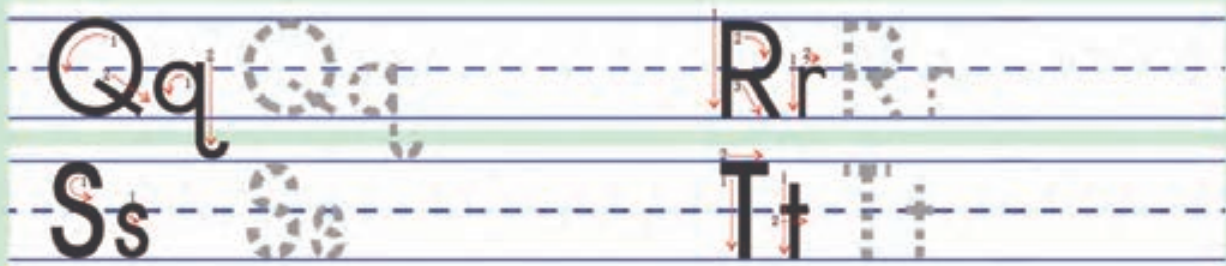


tiger

T is for tiger.

2. Trace and write.





3. Listen, look and match.

orange

pupil

queen

rice

soup

tiger



4. Let's say it!



I'm a pupil.
I love my books.
I love my teachers.
I love my school!

1. Listen, look and say.

Uu



umbrella

U is for umbrella.

Vv



vegetables

V is for vegetables.

Ww



water

W is for water.

Xx



box

X is in "box".

Yy



yogurt

Y is for yogurt.

Zz

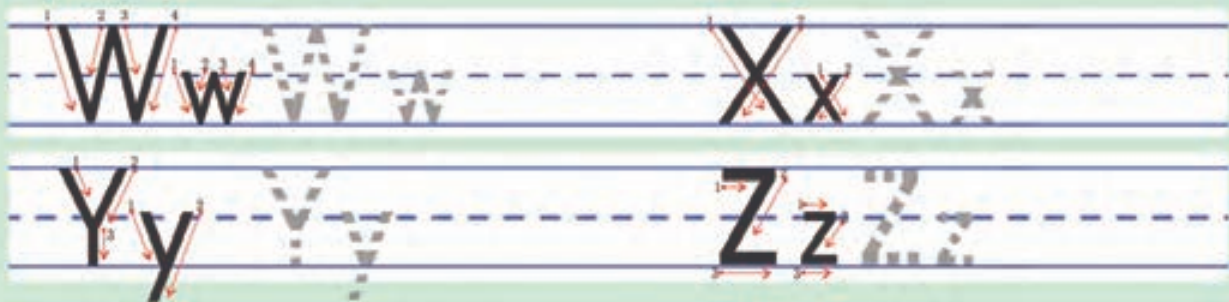


zoo

Z is for zoo.

2. Trace and write.





3. Listen, look and match.

umbrella

vegetables

water

box

yogurt

zoo



4. Let's say it!



Umbrella! Umbrella!
My umbrella is open.
Come to stand,
Under my umbrella.

UNIT 1

LESSON 7

1. Trace the English letters. Then write and read them.



2. Let's sing!



**A B C D E F G; H I J K L M N;
O P Q R S T; U V W X Y Z.**

**Now you see, now you see,
I can say my ABCs.**

3. Use the cards below to say your ABCs.

Like this:



Aa

A is for apple.



Bb



Cc



Dd



Ee



Ff



Gg



Hh



Ii



Jj



Kk



Ll



Mm



Nn



Oo



Pp



Qq



Rr



Ss



Tt



Uu



Vv



Ww



Xx



Yy



Zz



This is for you, Jenny.



**A new dress!
Thank you, Mother.**



UNIT 2



CLOTHES

1. Listen, look and say.



skirt



a new skirt

2. Work in pairs.



Mother, can I wear my new skirt today?

Yes, you can.



What a beautiful skirt!

Thank you.



3. Listen, look and match.

bag

skirt

shoes

queen



4. Ask and answer.



Mom, can I wear my pink skirt today?

Yes, you can.



5. Let's sing!



**Dear mother, dear mother,
Can I wear my new skirt today?
Yes, you can. Yes, you can.
You can wear your new skirt today.**

1. Listen, look and say.



dress



a new dress

2. Work in pairs.



Mother, can I wear my new dress today?



Yes, you can.



What a beautiful dress!



Thank you.

3. Listen and check.



4. Talk about it.



What a beautiful dress!



Thank you.



5. Let's sing!



Dear mother, dear mother,
Can I wear my new dress today?
Yes, you can. Yes, you can.
You can wear your new dress today.

1. Listen, look and say.



trousers



old trousers



new trousers

2. Work in pairs.

**Father, can I wear
my new trousers today?**



**No, you can't.
Wear your old trousers.**

3. Listen and number.



4. Ask and answer.

Mom, can I wear my new skirt today?



**No, you can't.
Wear your old skirt.**



5. Let's sing!



**Dear father, dear father,
Can I wear my new trousers?
No, you can't. No, you can't.
You should wear your old trousers.**

1. Listen, look and say.



T-shirt



shirt

2. Work in pairs.

Father, can I wear my shirt today?



**No, you can't.
Wear your T-shirt.**

3. Listen and number.



4. Ask and answer.



Father, can I have some apple juice?

No, you can't. Have some orange juice.



5. Let's sing!



Dear father, dear father,
Can I wear my new shirt today?
No, you can't. No, you can't.
You should wear your T-shirt today.

1. Listen, look and say.



coat



cap

2. Work in pairs.



Do you like my coat?



It's beautiful!



Do you like my cap?



It's very good!

3. Listen and check.



4. Talk about it.



Your dress is beautiful!



Thank you.



5. Let's sing!



**Dear father, dear father,
Do you like my yellow coat?
Yes, I do. Yes, I do.
It looks very good on you!**

1. Listen, look and say.



shoes



shorts

2. Work in pairs.



Do you like my shoes?



They're beautiful!



Do you like my shorts?



They're very good!

3. Listen and check.



4. Talk about it.



Your trousers are very good!

Thank you.



5. Let's sing!



Dear father, dear father,
Do you like my blue shorts?
Yes, I do. Yes, I do.
They look very good on you!

1. Listen, look and say.



shirt



dress



skirt



T-shirt



trousers



shorts



cap



old coat



new coat

2. Ask and answer.



Mom, can I wear my dress today?



No, you cannot.



What can I wear?



Wear your skirt.



3. Listen and check.



What's the weather like today?

It's snowy.

UNIT 3



WEATHER

1. Listen, look and say.



nice



park



swing



slide

2. Work in pairs.

It's nice today.



Let's go to the park.

Let's play on the slide.

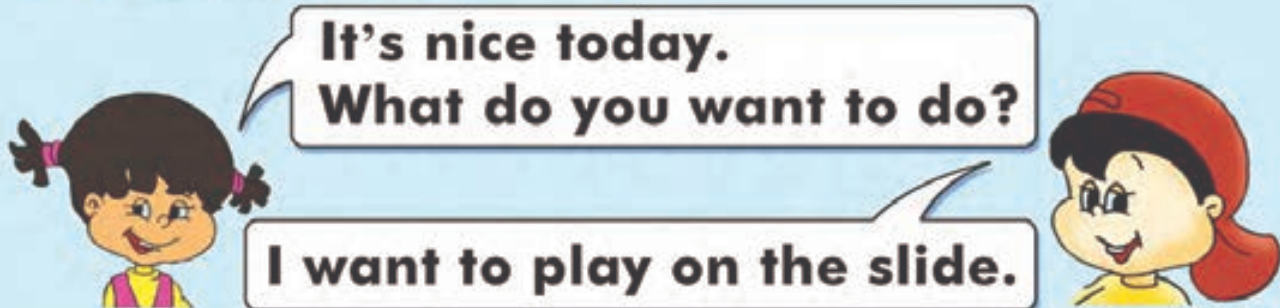


Let's play on the swing.

3. Listen and check.



4. Ask and answer.



5. Let's sing!



Nice, nice, nice! It's nice today.
Let us go play on the swing.
On the swing, on the swing,
We are happy, very happy.

1. Listen, look and say.



hot



buy

2. Work in pairs.

It's hot today.

Let's go swimming.



Let's buy some ice cream.

Let's stand under the tree.



3. Listen and check.



4. Ask and answer.



It's hot today.
What can I wear, Mother?



You can wear your dress.



5. Let's sing!



Hot, hot, hot! It's hot today.
Let us go stand under the tree.
Under the tree, under the tree,
We are happy, very happy.

1. Listen, look and say.



cold



home



do homework

2. Work in pairs.

It's cold today.

Let's stay at home.



Let's do our homework.



Let's read some stories.

3. Listen and check.



4. Ask and answer.

What's the weather like today?



It's cloudy.

5. Let's sing!



**Cold, cold, cold! It's cold today.
Let us stay at home instead.
Do homework, do homework.
We are happy, very happy.**

1. Listen, look and say.



windy



kite

2. Work in pairs.

**It's windy today.
What can we do?**

**Let's go
fly kites.**



Look, our kites are flying so high!

3. Listen and number.



4. Listen, look and match.



5. Let's sing!



**Windy, windy! It's windy today.
Let us go fly kites in the sky.
In the sky, in the sky,
The kites are flying, flying so high!**

1. Listen, look and say.



rainy



play a game



watch TV

2. Work in pairs.

It's rainy today. What can we do?



Let's play a game at home.



Let's watch TV at home.

3. Listen and number.



4. Let's sing!



**Rainy, rainy! It's rainy today.
Let us stay at home instead.
Watch TV, watch TV.
We are happy, very happy.**

1. Listen, look and say.



snow



snowy



snowman

2. Work in pairs.

**It's snowy today.
What can we do?**



Let's go play in the snow.



Let's make a snowman.

3. Listen and check.



4. Ask and answer.

It's snowy today. What can we do?



Let's do our homework at home.

5. Let's sing!



Come and look! It's snowing.
Let us go play in the snow.
Make a snowman,
Make a snowman.
We are happy, very happy.

1. Listen, look and say.



go to the park



play on the swing



play on the slide



go swimming



buy ice cream



stand under the tree



stay at home



do homework



read stories



watch TV



play a game



fly kites

2. Ask and answer.



What's the weather like today?



It's snowy.



What can we do?



Let's make a snowman.



3. Let's sing!



What's the weather,
What's the weather,
What's the weather like today?
Is it rainy? Is it snowy?
Is it windy all day long?



Stand up!



Sit down!



UNIT 4



OPPOSITES

1. Listen, look and say.



tail

long



short

2. Work in pairs.



Who has a long tail?

The monkey has a long tail.



Who has a short tail?

The rabbit has a short tail.



3. Let's play!

**The monkey
has a long tail.**

**The elephant
has a short tail.**



**The rabbit
has long ears.**

**The duck
has short legs.**

4. Let's sing!



**The monkey has a long tail, a long tail, a long tail.
The monkey has a long tail, a very long tail.
A long tail, a long tail, a long tail, a long tail.
The monkey has a long tail, a very long tail.**

1. Listen, look and say.



mouse



big



small

2. Work in pairs.



Who has big eyes?

The frog has big eyes.



Who has small eyes?

The mouse has small eyes.



3. Let's play!

**The frog
has big eyes.**



**The mouse has
small eyes.**



**The elephant has
big ears.**



**The rabbit has
long ears.**

4. Let's say it!



**An elephant has big ears.
He has short legs.
But my goodness!
What a long nose!**

1. Listen, look and say.



pig



fox



fat

thin

2. Work in pairs.



3. Listen and check.



4. Listen to the riddle. Check the right picture.

**I'm thin.
I have small ears.
I have a big tail.
I like to eat meat.
What am I?**



5. Let's sing!



**The pig is fat.
The pig is fat.
The pig is fat, very fat.
La la la, la la la. La la la, la la la.**

1. Listen, look and say.



turtle



fast

slow

2. Work in pairs.

Who is fast?


The rabbit is fast.



Who is slow?


The turtle is slow.

3. Listen and check.



4. Listen to the riddle. Check the right picture.

**I'm fast.
I have long ears.
I have red eyes.
I have a short tail.
What am I?**



5. Let's sing!



**The rabbit is fast.
The rabbit is fast.
The rabbit is fast, very fast.
La la la, la la la. La la la, la la la.**

1. Listen, look and say.



giraffe



dog



tall short

2. Work in pairs.

Who is tall?



The giraffe is tall.



Who is short?



The dog is short.



3. Listen and number.



4. Talk about it.



The boy is tall.



The girl is short.



5. Let's sing!



**The giraffe is tall.
The giraffe is tall.
The giraffe is tall, very tall.
La la la, la la la. La la la, la la la.**

1. Listen, look and say.



wolf



light

heavy

2. Work in pairs.

Who is heavy?

The elephant is heavy.



Who is light?

The wolf is light.

3. Listen and number.



4. Talk about it.



The bear is heavy.



The cat is light.



5. Let's sing!



**The wolf is light.
The wolf is light.
The wolf is light, very light.
La la la, la la la. La la la, la la la.**

1. Listen, look and say.



cat



mouse



pig



dog



fox



wolf



giraffe



turtle

2. Listen to the riddle. Check the right picture.

I'm big and tall.
I have big ears.
I have short legs.
I have a long nose.



I'm small and fast.
I have small eyes.
I have big ears.
I don't like cats.



3. Talk about it.



The rabbit is fast.




The turtle is slow.



The tree is tall.



The flower is short.



4. Let's say it!



**Billy and I! He's tall. I'm short.
Billy and I! He's fat. I'm thin.
Linda and I! She's fast. I'm slow.
Linda and I! She's light. I'm heavy.**



crocodile



dough man



dough

river

FUN READING



THE LITTLE DOUGH MAN

It's fun to play with dough.




George likes to play with dough.

I want to make a little dough man.



George is making a little dough man.

What a surprise!



The little dough man runs away.

Stop, little dough man!



No, I won't. Come and catch me.

The little dough man runs on.
George runs after the little dough man.



Come back. Come back!

Stop, little dough man!



No, I won't. You can't catch me.

The little dough man runs into the woods.
The dog runs after the little dough man.




Come back. Come back!



Stop, little dough man!

No, I won't. Come and catch me.

**Stop, little dough man.
It's dangerous!**



The little dough man runs to a river.

**Mr Crocodile, help me
cross the river, please.**



OK. Jump on my back.

The little dough man sees a crocodile.

Come back, little dough man.


**No, I won't.
I want to cross the river.**



The little dough man jumps onto the crocodile's back.

Goodbye, George! Goodbye, dog!

Oh, no!



The crocodile and the little dough man swim away.


Why do you stop, Mr Crocodile?



**I'm hungry.
I want to eat you.**

The crocodile stops in the middle of the river.

Goodbye, little dough man.



Oh, no!

The crocodile opens his mouth
and eats the little dough man.

VOCABULARY

B

bag 包, 袋	(2)
beautiful 美丽的	(18)
box 盒子	(12)
buy 买, 买得	(36)

C

candy 糖果	(3)
can't=can not 不可以	(22)
cap 便帽, (男)帽	(26)
cat 猫	(2)
cloudy 多云的, 阴天的	(39)
coat 外套, 大衣	(26)
cold 冷的; 感冒	(38)

D

dog 狗	(58)
dress 连衣裙	(20)

F

fast 快的	(56)
fat 肥胖的	(54)
fly 使飞行, 驾驶(飞机等)	(40)
fox 狐狸	(54)

G

game 游戏	(42)
play a game 做游戏	(42)

giraffe 长颈鹿	(58)
good 好的	(26)

H

heavy 重的	(60)
high 高的	(40)
home 家	(38)
homework 家庭作业	(38)
hot 热的	(36)

J

juice 果汁	(6)
-----------------	-----

K

kite 风筝	(6)
----------------	-----

L

leg 腿	(8)
light 轻的	(60)
long 长的	(50)
look 看	(40)

M

make 做, 制造	(44)
mouse (mice) 老鼠	(52)

N

new 新的	(18)
nice 美好的, 适宜的	(34)



noodle 面条 (8)

O

old 旧的, 老的 (22)

our 我们的 (38)

P

park 公园 (34)

pig 猪 (54)

play 玩 (34)

pupil 小学生, 学生 (10)

Q

***queen** 王后 (10)

R

rainy 下雨的 (42)

S

shirt 衬衫 (24)

short 短的, 矮的 (50)

shorts 短裤 (28)

skirt 裙子 (18)

slide 滑梯 (34)

slow 慢的 (56)

small 小的 (52)

snow 雪; 下雪 (44)

snowman (snowmen) 雪人 (44)

snowy 下雪的 (44)

so 如此的 (40)

soup 汤 (10)

stand 站, 立 (36)

stay 停留, 保持下去 (38)

story (stories) 故事 (38)

swim (swimming) 游泳 (36)

go swimming 去游泳 (36)

swing 秋千 (34)

T

tail 尾巴 (50)

tall 高的 (58)

thin 瘦的 (54)

they 他们, 她们, 它们 (28)

today 今天 (18)

trousers 长裤子 (22)

T-shirt T恤衫 (24)

turtle 乌龟 (56)

TV 电视 (42)

U

umbrella 雨伞 (12)

V

vegetable 蔬菜 (12)

very 很, 非常 (26)

W

watch 看, 注视 (42)

wear 穿, 戴 (18)

weather 天气 (39)

what (表示感叹) 多么的 (18)

windy 有风的, 刮风的 (40)

wolf (wolves) 狼 (60)

注释: 带 * 的单词不要求掌握,
只需要在上下文中理解。

后 记

清华版小学《英语》（一年级起点）教材是由清华大学“大、中、小学一条龙英语教学”研究与实践项目组编写的。

清华大学“大、中、小学一条龙英语教学”研究与实践项目开始于1998年，至今已历时十多个年头。这个项目在研究进程中，先后受到国家社会科学基金项目、教育部高教司英语教学改革项目和清华大学985项目等多个项目的支持。经过十多年的教学与研究，这个项目取得了许多重要成果，赢得了有关专家、教师、家长和学生们的广泛好评，在全国基础英语教育界享有很高的声誉。中央电视台、北京电视台、清华大学电视台、《北京日报》、*China Daily*、《外语教学与研究》《中小学外语教学》《人民教育》等多种媒体先后报道、刊登该项实验的有关成果，在社会上引起了较大反响。清华大学于2006年授予这个项目“清华大学教学成果奖”一等奖。清华版小学《英语》（一年级起点）教材是该项目的重要研究成果之一。

本套教材力求体现世界先进的教育思想、新的语言观和外语学习观，突出语言的交际功能及其人文性特点，以发展语言实践能力为主线，以培养学生用英语进行交际的能力为最终目标，同时注重培养学生的学习兴趣，提高学生的综合人文素养，从根本上体现了教育部制定的义务教育《英语课程标准》的基本教育理念和教育思想。过去十多年的英语教学实验证明，完成本教材学习的学生，能够对英语学习产生强烈的兴趣，习得良好的英语语感，具备较高的听、说能力和初步的读、写能力，进入中学后在英语学科上具有明显的优势。

本套教材的研究与实践，是在清华大学“大、中、小学一条龙英语教学”研究与实践项目领导小组的领导下，在专家顾问委员会的指导下，在小学英语教材编写委员会全体成员的共同努力下完成的。参加本次义务教育教科书编写的人员，除主编和副主编外，还有清华附小的马艳红、范敏、王洁、陈新蕾、张美新、芦荣、俞琨、王奇志、黄耀华、蔡建敏、赵若冰、任丹，和北大附小的范冰、朱晓媛、李瑜、刘桂红。另外，国内外许多教育教学专家、学科专家、教研人员、一线教师，以及家长和学生，都对本套教材的编写与实践提出了许多宝贵的建议。特此一并致谢。

清华大学“大、中、小学一条龙英语教学”研究与实践项目组

2013年12月

于清华园

ENGLISH



ISBN 978-7-302-33519-1



9 787302 335191

定价：5.30 元