



★ 义务教育教科书 ★

# English 英语

三年级起点

三年级上册



接力出版社  
Publishing House

全国百佳图书出版单位  
Top 100 Publishing Houses in China



★ 义务教育教科书 ★

# English 英语

三年级起点

三年级上册

主 编：刘文渊

副主编：张京生



Name (姓名) \_\_\_\_\_ Class (班级) \_\_\_\_\_ School (学校) \_\_\_\_\_





# 给同学们的话

同学们，你们好！欢迎进入新奇、有趣的英语世界。接下来你们会结识很多小朋友，他们将会陪伴你们在一系列生动的情景和丰富的活动中学习英语，体验用英语交流的乐趣。

学习英语不仅仅需要模仿和背诵，更重要的是掌握正确的学习方法。要有信心，敢于开口；要勇于表达，乐于交流；要勤于练习，学以致用。

同学们，相信你们在使用这套教科书进行学习的同时，不仅能够领略异域的风情和文化，而且能够感受英语学习的快乐与喜悦。我们更希望你们熟练掌握英语阅读和表达的能力，学有所用，将来成为对社会、对国家有用的人才。

在这新奇、有趣的英语世界里，同学们尽情遨游吧！

加油！你们是最棒的！

编者





# Hello! Hello!

**Ann**

**Miss Li**

**Peter**





**Tom**

**John**

**Lingling**





# Contents



- 1 Lesson 1 Hello!
- 4 Lesson 2 Good morning!
- 7 Lesson 3 I am a pupil.
- 10 Lesson 4 A box?
- 13 Lesson 5 Is it a tree?
- 16 Lesson 6 What is this?
- 19 Lesson 7 It's an apple.
- 22 Lesson 8 It's not a ball.
- 25 Revision 1
- 29 Lesson 9 Show me a ball.
- 32 Lesson 10 Are you Ann?







35 Lesson 11 I am hot.

38 Lesson 12 Are you a teacher?

41 Lesson 13 This is Peter.

44 Lesson 14 Who is she?

47 Lesson 15 He is a bus driver.

50 Lesson 16 Numbers 1~10

53 Revision 2

57 Your Picture Dictionary

62 The English Alphabet

63 词汇表 I (三年级上册)

67 词汇表 II (三年级上册)







## Lesson 1

# Hello!



Look, listen and say



Hello!

Hello!



Hello, Tom.

Hello, Ann.



Ann

Tom





Listen and say



Hello.  
I am Lingling.



Hello, Lingling.  
I am Ann.


Hello, John.  
I am \_\_\_\_\_.







## Listen and guess



Lingling?

No. I am Lingling.



## Check and tick



I know these words:

- |                                |                              |
|--------------------------------|------------------------------|
| <input type="checkbox"/> hello | <input type="checkbox"/> no  |
| <input type="checkbox"/> I     | <input type="checkbox"/> yes |
| <input type="checkbox"/> am    |                              |

I can make self introduction with:

- ☐ Hello. I am Lingling.
- ☐ Hello, Lingling. I am Ann.






## Lesson 2

# Good morning!



Look, listen and say  







Look and say



Hello, Ann.



Hello, Tom.

Hello, Tom.  
Hello, Ann.

Good morning,  
Miss Li.







Listen and sing



## Good Morning

1=C  $\frac{3}{4}$

Lyrics by anonymous

Composed by Mildred Hill, Patti Hill

$\underline{\dot{5}} \underline{\dot{5}} \dot{6} \dot{5} \mid 1 \dot{7} - \mid \underline{\dot{5}} \underline{\dot{5}} \dot{6} \dot{5} \mid 2 \ 1 - \mid$   
*Good morn-ing to you. Good morn-ing to you.*

$\underline{\dot{5}} \underline{\dot{5}} \ 5 \ 3 \mid 1 \dot{7} \dot{6} \mid \underline{4} \underline{4} \ 3 \ 1 \mid 2 \ 1 - :||$   
*Good morn-ing dear teacher. Good morn-ing to you.*



Check and tick



I know these words:

- |                                  |                                  |
|----------------------------------|----------------------------------|
| <input type="checkbox"/> good    | <input type="checkbox"/> goodbye |
| <input type="checkbox"/> morning | <input type="checkbox"/> mum     |
| <input type="checkbox"/> dad     | <input type="checkbox"/> Miss    |

I can greet and say goodbye  
to people with:

- ☐ Good morning, Dad.  
☐ Goodbye, Mum.





## Lesson 3

# I am a pupil.



Look, listen and say



I am Tom.  
I am a pupil.



I am Ann.  
I am a pupil.



I am Miss Li.  
I am a teacher.



I am Miss Li.  
I am a teacher.





Look, listen and do



Stand up.

Hello.  
I am Miss Li.

Good morning,  
Miss Li.



Sit down, please.







Listen and do



Stand up, Peter.

Sit down, Peter.

Stand up, Peter.



Check and tick



I know these words:

- |                                  |                                 |
|----------------------------------|---------------------------------|
| <input type="checkbox"/> a       | <input type="checkbox"/> up     |
| <input type="checkbox"/> pupil   | <input type="checkbox"/> sit    |
| <input type="checkbox"/> teacher | <input type="checkbox"/> down   |
| <input type="checkbox"/> stand   | <input type="checkbox"/> please |

I can introduce myself with:

- ☐ I am Tom.
- ☐ I am a pupil.





## Lesson 4

## A box?



Look, listen and say



A: A box?

A: An apple?

B: Yes.

B: No.

Mike



a ball

Tom



a bag

Ann



a cat

John



a book

Peter



a box

Lingling






an apple





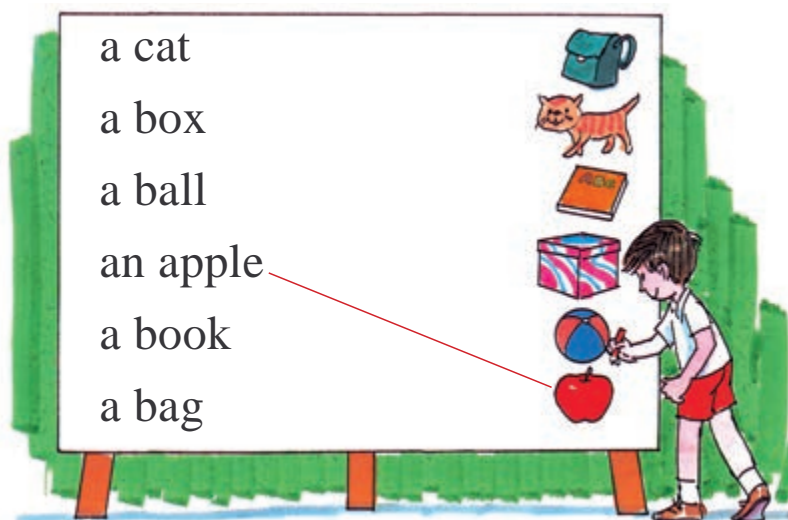
## Ask and answer







## Look and match



## Look, listen and say



Aa



an **a**pple



a **a**g




a **a**t

Bb



a **b**ook



a **b**ox



a **b**all



## Check and tick



I know these words:

- |                                |                               |
|--------------------------------|-------------------------------|
| <input type="checkbox"/> box   | <input type="checkbox"/> bag  |
| <input type="checkbox"/> an    | <input type="checkbox"/> cat  |
| <input type="checkbox"/> apple | <input type="checkbox"/> book |
| <input type="checkbox"/> ball  |                               |

I can talk about **things** with:

- ☐ A box?
- ☐ Yes.
- ☐ An apple?
- ☐ No.





## Lesson 5

# Is it a tree?




Look, listen and say ▶ 🎧

A: Is it a tree?

B: Yes.

A: Is it a ruler?

B: No.







## Look and guess

Is it a ball?



No.



Is it a boy?




No.



Is it a girl?



No.



Is it a tree?



Yes.







Listen, point and say ▶



It is a book.



It is a book.



It is a pencil.



It is a pencil.



Check and tick ▶

I know these words:

- |                                |                                 |
|--------------------------------|---------------------------------|
| <input type="checkbox"/> is    | <input type="checkbox"/> pen    |
| <input type="checkbox"/> it    | <input type="checkbox"/> pencil |
| <input type="checkbox"/> tree  | <input type="checkbox"/> boy    |
| <input type="checkbox"/> ruler | <input type="checkbox"/> girl   |

I can ask about **things** with:

- ☐ Is it a tree?
- ☐ Yes.
- ☐ Is it a ruler?
- ☐ No. It is a book.





## Lesson 6


# What is this?



Look, listen and say



What is this?







## Ask and answer




What's this?



It's a dog.



What's this?



It's a door.



What's this?



It's a chair.







Look, listen and say



Cc



a cat



a chair



a car

Dd



a desk



a door



a dog



Check and tick



I know these words:

- |                                |                                |
|--------------------------------|--------------------------------|
| <input type="checkbox"/> what  | <input type="checkbox"/> bus   |
| <input type="checkbox"/> this  | <input type="checkbox"/> dog   |
| <input type="checkbox"/> car   | <input type="checkbox"/> door  |
| <input type="checkbox"/> taxi  | <input type="checkbox"/> chair |
| <input type="checkbox"/> train | <input type="checkbox"/> desk  |

I can ask about things with:

- ☐ What is this?
- ☐ It is a car.
- ☐ What's this?
- ☐ It's a dog.





## Lesson 7

# It's an apple.



Look, listen and say



A: What's this?

B: It's an apple.



an apple



a book



a banana



an orange



a ruler



a ball





## Touch and guess

A: Is it a ball?

B: No.

A: Is it an orange?

B: Yes.

Come here,  
Tom.



What's this?




Is it a ball?

No.



Is it an orange?

Yes.







Look, listen and say



Ee



a bed



a pen

Ff



a fish



a farmer



Check and tick



I know these words:

- |                                 |                                 |
|---------------------------------|---------------------------------|
| <input type="checkbox"/> banana | <input type="checkbox"/> bed    |
| <input type="checkbox"/> orange | <input type="checkbox"/> fish   |
| <input type="checkbox"/> come   | <input type="checkbox"/> farmer |
| <input type="checkbox"/> here   |                                 |

I can talk about **things** with:

- ☐ Is it a ball?
- ☐ No.
- ☐ Is it an orange?
- ☐ Yes.



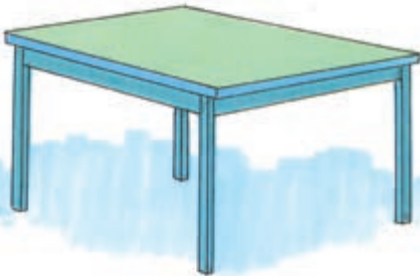


## Lesson 8

# It's not a ball.



Look, listen and say



This is a table.  
It's not a desk.

This is an egg.  
It's not a ball.



This is a train.  
It's not a bus.






## Look and say



This is a pencil.  
It's not a pen.



This is a cat.  
It's not a dog.







## Listen and sing



### My Bag



1=E  $\frac{3}{4}$

Anonymous

5 3 - | 5 3 - | 2 1 2 | 1 - - |  
*My bag, my bag. It is my bag.*

2 2 3 | 4 - 2 | 3 3 4 | 5 - 3 |  
*It is my bag. It is my bag.*

5 3 - | 5 3 - | 4 3 2 | 1 - - :||  
*My bag, my bag. I like my bag.*



## Check and tick



I know these words:

- ☐ not
- ☐ table
- ☐ egg

I can talk about **things** with:

- ☐ This is an apple.
- ☐ It's not a ball.





## Revision 1



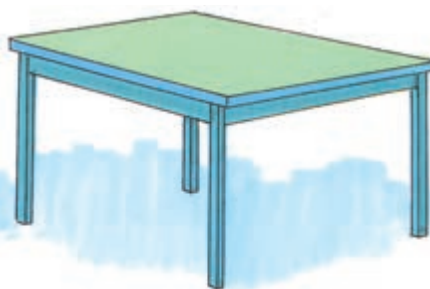
Look, listen and say ▶ 🎧



This is a tree.



This is a desk.



This is a table.



This is a bus.



This is a chair.










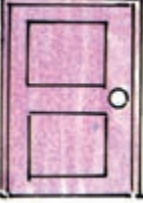











Look and say



This is \_\_\_\_\_.

S T A R T	1		2		3		4		5	
	<div>a box    a bus    a bed a door    a ruler    a bag</div>									6
11		10		9		8		7		
12		<div>a tree    an apple    a table a car    a pencil    a train</div>								
13		14		15		16		17		
<div>an orange    a book    a chair a pen    an egg    a fish</div>									18	
FINISH										





Look, listen and do



1




What is this?


2




3



4



5







Look, listen and do




1

Is this a box?




2




3



4



5







## Lesson 9

# Show me a ball.



Look, listen and say



a face



a cap



a shoe



an apple



an egg



a ball



Listen and do



Show me a ball.



Here it is.



Show me an egg.



Here it is.







Listen and draw



Draw a desk.



Draw a face.

A face?  
Show me a face, please.








## Touch and guess

A: Is it a ball?

B: Yes, it is.

A: Is it an egg?

B: No, it isn't.



## Check and tick

I know these words:

- |                               |                               |
|-------------------------------|-------------------------------|
| <input type="checkbox"/> me   | <input type="checkbox"/> shoe |
| <input type="checkbox"/> face | <input type="checkbox"/> draw |
| <input type="checkbox"/> cap  |                               |

I can make requests with:

- ☐ Show me a ball.
- ☐ Draw a desk.
- ☐ Show me a face, please.





## Lesson 10

# Are you Ann?



Listen, act and answer



Go! Go! Stop!  
Are you Ann?



No.





Listen and guess



Hello, John.



Are you a girl?

Yes.



Are you Ann?

No.



Yes.

Are you Lingling?







Look, listen and say



A: Are you a pupil?

B: Yes.

A: Are you a boy?

B: Yes.

A: Are you Bill?

B: No.

A: Are you Mike?

B: Yes. I'm Mike.



Check and tick



I know these words:

- ☐ are
- ☐ you
- ☐ go
- ☐ stop

I can talk about **people** with:

- ☐ Are you Ann?
- ☐ No.
- ☐ Are you a girl?
- ☐ Yes.





## Lesson 11

## I am hot.



Look, listen and say



I am hot.



I am cold.



I am tired.



I am ill.



Drink this.



I am fine now.








Look, listen and act



Now I am not hungry.







## Ask and answer



A: Are you hungry?

B: Yes.

A: Are you cold?

B: No.

A: Are you hot?

B: Yes.

A: Are you tired?

B: No.



## Check and tick



I know these words:

- |                                |                                 |
|--------------------------------|---------------------------------|
| <input type="checkbox"/> hot   | <input type="checkbox"/> drink  |
| <input type="checkbox"/> cold  | <input type="checkbox"/> fine   |
| <input type="checkbox"/> tired | <input type="checkbox"/> now    |
| <input type="checkbox"/> ill   | <input type="checkbox"/> hungry |

I can talk about **feeling and emotion** with:

- ☐ I am hot.
- ☐ Are you cold?
- ☐ Are you hungry?
- ☐ I am not hungry.





## Lesson 12

# Are you a teacher?



Look, listen and say



a teacher



a driver



a farmer



a doctor



a nurse



a pupil





Look, listen and guess



Are you a pupil?



No, I'm not.



Are you a teacher?



Yes, I am.



Are you a doctor?



No, I'm not.



Are you a nurse?



Yes, I am.





Look, listen and say



Gg



a girl



a bag



a dog

Hh



hot



a head



a hand



Check and tick



I know these words:

- |                                 |                               |
|---------------------------------|-------------------------------|
| <input type="checkbox"/> driver | <input type="checkbox"/> head |
| <input type="checkbox"/> doctor | <input type="checkbox"/> hand |
| <input type="checkbox"/> nurse  |                               |

I can talk about **jobs** with:

- ☐ Are you a teacher?
- ☐ Yes, I am.
- ☐ Are you a doctor?
- ☐ No, I'm not.





## Lesson 13

# This is Peter.



Look, listen and say



Good morning,  
Miss Li.

Good morning.  
This is Peter.

Hello, Peter.

This is Ann.

Hello, Ann.

This is Tom.

Hello, Tom.





Listen, draw and guess



Draw a face.



Who?



He is Peter.



No.

She is Ann.



Yes.





Look, listen and say



I i



an ice cream



a ship

J j



juice



jump



Check and tick



I know these words:

- |                                    |                                |
|------------------------------------|--------------------------------|
| <input type="checkbox"/> who       | <input type="checkbox"/> ship  |
| <input type="checkbox"/> he        | <input type="checkbox"/> juice |
| <input type="checkbox"/> she       | <input type="checkbox"/> jump  |
| <input type="checkbox"/> ice cream |                                |

I can introduce people with:

- ☐ This is Peter.
- ☐ She is Ann.





## Lesson 14

## Who is she?



Look, listen and say



A: Who is she?

B: She is Miss Li.



Miss Li



Miss Chen



Mrs Wang



Mrs Tang



Miss Brown



Miss White





## Ask and answer




Who is she?

She is Miss Chen.



She is Mrs Wang.


Who is she?







Look, listen and say



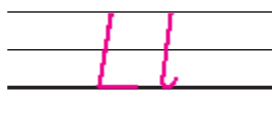
a book



a kite




a desk



a ruler



a leg



a table



Check and tick



I know these words:

- ☐ Mrs
- ☐ kite
- ☐ leg

I can talk about **people** with:

- ☐ Who is she?
- ☐ She is Miss Li.





## Lesson 15

# He is a bus driver.



Look, listen and say




He is Mr Zhou.  
He is a bus driver.



Mr Yang



a teacher



Mr White

a doctor

Mr Tan



a taxi driver



Mr Wang

a farmer





## Ask and answer



Who is he?

He is Mr Tan.

He is a taxi driver.



Who is he?

He is Mr White.  
He is a doctor.







Look, listen and say ▶



M m



a farmer



a monkey

N n



a nurse



a nose



Listen and chant ▶



A B C

A B C ,

Look and see.

E F G ,

A cat in the tree.

L M N ,

A boy and a train.



Check and tick ▶

I know these words:

- ☐ Mr
- ☐ monkey
- ☐ nose

I can talk about **people and their jobs** with:

- ☐ Who is he?
- ☐ He is Mr Zhou.
- ☐ He is a bus driver.





## Lesson 16

# Numbers 1~10



Look, listen and say



one



three



four



two



eight



nine



ten



six



seven



five








Look and say



Look, listen and do







## Listen and chant



1



One, two! How do you do?

4

One, two! How do you do?

Three, four! Open the door.

Five, six! Pick up sticks.

Seven, eight! Sit straight.

Nine, ten! Say it again.

2

3

7

5

6

10



## Check and tick



I know these words:

- |                                |                                |
|--------------------------------|--------------------------------|
| <input type="checkbox"/> one   | <input type="checkbox"/> six   |
| <input type="checkbox"/> two   | <input type="checkbox"/> seven |
| <input type="checkbox"/> three | <input type="checkbox"/> eight |
| <input type="checkbox"/> four  | <input type="checkbox"/> nine  |
| <input type="checkbox"/> five  | <input type="checkbox"/> ten   |



# Revision 2

## Look, listen and choose

He is hot.

She is hungry.



## Look, listen and say



119



110



120



114



12121





## Ask and answer



Who is he?

He is Mr Zhou.  
He is a bus driver.



Who is she?


She is Mrs Tang.  
She is a doctor.








Ask and answer



What's this?

It's a book.







# Listen and sing

## I Go into Town

1=G  $\frac{2}{4}$

Lyrics by anonymous  
Composed by Jame Lord Pierpont

$\underline{3} \ \underline{3}$ $\underline{3} \ \underline{0}$		$\underline{3} \ \underline{3}$ $\underline{3} \ \underline{0}$		$\underline{3} \ \underline{5}$ $\underline{1} \cdot \underline{2}$		3   -	
I go up.		I go down.		I go in-to		town.	

$\underline{4} \ \underline{4}$ $\underline{4} \ \underline{0}$		$\underline{3} \ \underline{3}$ $\underline{3} \ \underline{0}$		$\underline{5} \ \underline{5}$ $\underline{4} \ \underline{2}$		1   -	
Beep-beep-beep.		Vroom-vroom-vroom.		I go in-to		town.	

$\underline{5} \ \underline{3}$ $\underline{2} \ \underline{1}$		5   -		$\underline{5} \ \underline{3}$ $\underline{2} \ \underline{1}$		6   -	
I go up and		down.		I go in-to		town.	

$\underline{6} \ \underline{4}$ $\underline{3} \ \underline{2}$		$\underline{5} \ \underline{5}$ 5		$\underline{6} \ \underline{5}$ $\underline{4} \ \underline{2}$		1   -	
I go up and		I go down.		I go in-to		town.	

$\underline{3} \ \underline{3}$ $\underline{3} \ \underline{0}$		$\underline{3} \ \underline{3}$ $\underline{3} \ \underline{0}$		$\underline{3} \ \underline{5}$ $\underline{1} \cdot \underline{2}$		3   -	
I go up.		I go down.		I go in-to		town.	


$\underline{4} \ \underline{4}$ $\underline{4} \ \underline{0}$		$\underline{3} \ \underline{3}$ $\underline{3} \ \underline{0}$		5   5		4   2		1   -	:
Beep-beep-beep.		Vroom-vroom-vroom.		I go		in - to		town.	





# YOUR PICTURE DICTIONARY

1



apple

2



bag

3



ball

4



banana

5



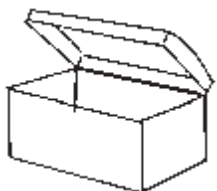
bed

6



book

7



box

8



boy

9



bus

10



cap

11



car

12



cat





13



chair

14



cold

15



desk

16



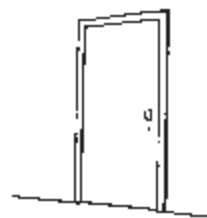
doctor

17



dog

18



door

19



draw

20



driver

21



drink

22



egg

23



face

24



farmer





25



fish

26



girl

27



hand

28



head

29



hot

30



hungry

31



ice cream

32



juice

33



jump

34



kite

35



leg

36



monkey





37



nose

38



number

39



nurse

40



orange

41



pen

42



pencil

43



pupil

44



ruler

45



ship

46



shoe

47



sit

48

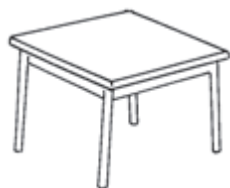


stand





49



table

50



taxi

51



teacher

52



tired

53



train

54



tree





## The English Alphabet

Aa Bb Cc Dd Ee Ff Gg

Hh Ii Jj Kk Ll Mm Nn

Oo Pp Qq Rr Ss Tt Uu

Vv Ww Xx Yy Zz

Aa

Bb

Cc

Dd

Ee

Ff

Gg

Hh

Ii

Jj

Kk

Ll

Mm

Nn

Oo

Pp

Qq

Rr

Ss

Tt

Uu

Vv

Ww

Xx

Yy

Zz







## 词汇表 I (三年级上册)



### Lesson 1

hello	喂, 你好
I	我
am	是
no	不, 不是
yes	是, 是的



### Lesson 2

good	好的
morning	早晨, 上午
dad	爸爸
goodbye	再见
mum	妈妈
Miss	小姐



### Lesson 3

a	一(个)
pupil	小学生
teacher	教师, 老师
stand	站, 立
up	向上
sit	坐
down	向下
please	请



### Lesson 4

box	箱, 盒
an	一(个)
apple	苹果
ball	球
bag	袋, 包
cat	猫
book	书





## Lesson 5

is	是
it	它
tree	树
ruler	尺, 直尺
pen	钢笔
pencil	铅笔
boy	男孩
girl	女孩



## Lesson 7

banana	香蕉
orange	橘子
come	来
here	这里
bed	床
fish	鱼
farmer	农民



## Lesson 6

what	什么
this	这, 这个
car	汽车, 小汽车
taxi	出租汽车
train	火车
bus	公共汽车
dog	狗
door	门
chair	椅子
desk	书桌



## Lesson 8

not	不
table	桌子
egg	鸡蛋



## Lesson 9

show	出示
me	我
face	脸
cap	便帽
shoe	鞋
draw	画, 绘制





## Lesson 10

are	是
you	你, 你们
go	开始, 去, 走
stop	停止



## Lesson 11

hot	热的
cold	冷的
tired	疲劳的
ill	有病的
drink	饮, 喝
fine	好的, 健康的
now	现在
hungry	饥饿的



## Lesson 12

driver	司机
doctor	医生
nurse	护士

head  
hand

头  
手



## Lesson 13

who	谁
he	他
she	她
ice cream	冰淇淋
ship	(大) 船
juice	果汁
jump	跳跃



## Lesson 14

Mrs	夫人, 太太
kite	风筝
leg	腿



## Lesson 15

Mr	先生
----	----





monkey	猴子
nose	鼻子



## Lesson 16

number	数字
<b>one</b>	一
<b>two</b>	二
<b>three</b>	三
<b>four</b>	四
<b>five</b>	五
<b>six</b>	六
<b>seven</b>	七
<b>eight</b>	八
<b>nine</b>	九
<b>ten</b>	十

附:

<b>come here</b>	过来
<b>good morning</b>	早上好
<b>goodbye</b>	再见
<b>here it is</b>	在这里
<b>sit down</b>	坐下
<b>stand up</b>	起立

(注: 标注为粗体的属于二级词汇, 其他属于拓展词汇。)





## 词汇表 II (三年级上册)

### A

a	一(个)
am	是
an	一(个)
apple	苹果
are	是

### C

cap	便帽
car	汽车, 小汽车
cat	猫
chair	椅子
cold	冷的
come	来

### B

bag	袋, 包
ball	球
banana	香蕉
bed	床
book	书
box	箱, 盒
boy	男孩
bus	公共汽车

### D

dad	爸爸
desk	书桌
doctor	医生
dog	狗
door	门
down	向下
draw	画, 绘制
drink	饮, 喝
driver	司机





## E

egg

鸡蛋

hello

喂, 你好

here

这里

hot

热的

hungry

饥饿的

## F

face

脸

farmer

农民

fine

好的, 健康的

fish

鱼

## I

I

我

ice cream

冰淇淋

ill

有病的

is

是

it

它

## G

girl

女孩

go

开始, 去, 走

good

好的

goodbye

再见

## J

juice

果汁

jump

跳跃

## H

hand

手

he

他

head

头

## K

kite

风筝





**L**

leg

腿

**O**

orange

橘子

**M**

me

我

Miss

小姐

monkey

猴子

morning

早晨, 上午

Mr

先生

Mrs

夫人, 太太

mum

妈妈

**P**

pen

钢笔

pencil

铅笔

please

请

pupil

小学生

**N**

no

不, 不是

nose

鼻子

not

不

now

现在

number

数字

nurse

护士

**R**

ruler

尺, 直尺

**S**

she

她

ship

(大) 船

shoe

鞋

show

出示





sit	坐
stand	站，立
stop	停止

## T

table	桌子
taxi	出租汽车
teacher	教师，老师
this	这，这个
tired	疲劳的
train	火车
tree	树

## U

up	向上
----	----

## W

what	什么
who	谁

## Y

yes	是，是的
you	你，你们

附：

one	一
two	二
three	三
four	四
five	五
six	六
seven	七
eight	八
nine	九
ten	十

come here	过来
good morning	早上好
goodbye	再见
here it is	在这里
sit down	坐下
stand up	起立

(注：标注为粗体的属于二级词汇，其他属于拓展词汇。)





## 后记

《义务教育教科书 英语》是根据教育部制定的《义务教育英语课程标准》由我国英语教学专家、特级英语教师合作编写的一套全新的小学英语教材，共八册，每学期一册。《义务教育教科书 英语》（三年级上册），供以小学三年级为起点开设英语的学校第一学年第一学期使用。

本套教材特别注重英语学科工具性和人文性的统一，强调“用英语做事情”的理念，贴近学生生活，培养学生综合运用英语的能力，有助于学生在学习过程中发展语言能力、思维能力和交流合作能力。

本套教材采用单课（Lesson）的编排方式，以话题为线索，以情景和对话为主要呈现形式，以学生兴趣为切入点，以活动为主要方式，注重语言结构和交际功能相结合，培养学生积极主动的学习习惯，在学习过程中领会和认识不同文化，促进学生的全面发展。

本册呈现99个基本词、2个拓展词，出现了陈述句和疑问句等基本句型以及介绍、问候、告别和学校生活等话题和功能项目。每课专设“Check and tick”栏目作为本课语言学习的重点提示。

《义务教育教科书 英语》由主编刘文渊和副主编张京生主持修订工作。参与本册教科书修订工作的主要人员有刘玉祥、王亚春、谢群，尹莹、季玫、高霞、董小梅也为本册教科书的修订做了一定的工作。同时修订工作还得到了国内有关专家的大力支持。

诚请专家、教师、家长、学生对本套教材提出宝贵意见，以便修改提高。





责任编辑：胡庆嘉 沈 婷

特邀编辑：傅大伟 张冬梅

美术编辑：甘 源 栗龙斌

特邀美术编辑：杨 玲 陈 昊

责任编辑：刘进爽



绿色印刷产品

价格依据文件号：桂发改价格规〔2019〕1043号



定价：5.00元