



义务教育教科书

英语

(三年级起点)

四年级

上册



外语教学与研究出版社



义务教育教科书

英语

(三年级起点)

四年级

上册

主 编：桂诗春

副主编：邹启明 黄志红



外语教学与研究出版社

FOREIGN LANGUAGE TEACHING AND RESEARCH PRESS

北京 BEIJING

出 版 人：蔡剑峰
项目统筹：王 芳
项目策划：申 蓓 陈海燕
项目负责：黄江岩
责任编辑：黄江岩 张 翹
封面设计：平 原
插 图：炫木马时尚设计工作室
@壹图 GettyImages

英语 (三年级起点)
四年级上册 学生用书
主 编：桂诗春
副主编：邹启明 黄志红
编 者：黄丽燕 唐锡玲 谢李莉
Andy Curtis Adrian Tennant
Edwin Baak

基础教育出版分社：

地 址：北京市西三环北路19号 外研社大厦 基础教育出版分社（100089）

咨询电话：010-88819666（编辑部）/ 88819688（市场部）

传 真：010-88819422（编辑部）/ 88819423（市场部）

网 址：<http://www.nse.cn>

电子信箱：beed@fltrp.com 或登录 <http://www.nse.cn>（留言反馈）栏目

购书电话：010-88819928 / 9929 / 9930（邮购部）

购书传真：010-88819428（邮购部）



亲爱的小朋友们：

你们可曾想过周游世界与各国小朋友畅谈？你们可曾想过长大以后，用英语在广阔的世界舞台上展示自己的聪明才智，和不同肤色、不同种族的人一起共建美好的地球村？相信你们一定有这样的愿望。

《英语》（新交际）将帮助你们在轻松愉快的环境下学习英语，了解中外文化，享受学习英语的乐趣，感受运用英语进行交流的喜悦。

这套教材中有五个小朋友：Katy, Ben, Susan, Mike 和 Tommy，他们都是你们的同龄人，和你们一样有自己的个性，也有自己的理想。他们来自讲英语的国家，有着不同的生活背景。他们将伴随你们一起学习，共同成长。另外，还有一个来自不同星球的伙伴，他叫 Danny。Danny 的睿智和幽默将会给你们的英语学习带来无穷的乐趣。希望你们喜欢这些小朋友，好好学习英语！

编者





CONTENTS



Unit One My Pets

Lesson One	2
Lesson Two	7
Review One	12



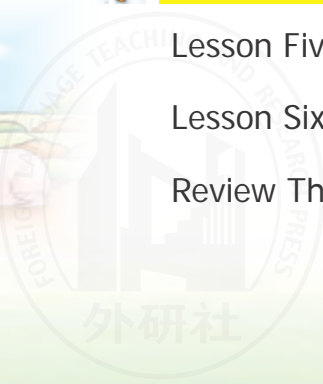
Unit Two Zoo Animals

Lesson Three	14
Lesson Four	19
Review Two	24



Unit Three Farm Animals

Lesson Five	26
Lesson Six	31
Review Three	36





Unit Four My Toys

Lesson Seven 38

Lesson Eight 43

Review Four 48



Unit Five Meals in a Day

Lesson Nine 50

Lesson Ten 55

Review Five 60



Unit Six Dinner Time

Lesson Eleven 62

Lesson Twelve 67

Review Six 72



Words and Expressions in Each Unit.....74

Word List..... 78

Lesson One

LET'S CHANT

My Dog

My dog listens when I talk.

He goes with me for a walk.

When I sleep, he sleeps, too.

He does everything I do.

LEARN THE WORDS



pets



cute



strong



speak



teach

LET'S LISTEN

Listen and repeat.

Katy, this is my cat, Kitty.
Do you like her?

Yes, she's lovely.



Katy, what's
the name of
your rabbit?

His name is Bunny.
Do you like him?



Yes, he's very cute.

Ben, your dog is
very strong.

Yes, he is.

Mike, do you
have a pet?



Yes, I do. Birdie!
Come here!

Hello! How are you?

Wow! He can speak!



LET'S TALK

1 Practise the dialogues.

Do you have a pet?

Yes, I do.
I have a dog.



What's the name of your cat?

Her name is Marble.



2 Talk about your pets.

Do you have a pet?

Yes, I do. I have a...

What's the name of your...?

His/Her name is...



SOUND TIME

1 Listen, point and say.

close

go

nose

no

2 Listen and repeat.

Touch your nose,
Touch your nose.

Go, go, go!

Close your eyes,
Close your eyes.

No, no, no!

LET'S READ



Read and act out the story.



LET'S WRITE

1 Look, read and write.



pet

A: Do you have a pet?



his/Puppy

B: Yes, I do. His name is Puppy.



bird

A:



her/Birdie

B:

2 Read, choose and write.

1 _____ (katy, **Katy**), do you have a pet?

2 His name is _____ (**Bunny**, **bunny**).

CULTURE TIME

Pets Around the World




monkeys



crickets



myna



snakes



goldfish



chameleon



Lesson Two

LET'S SING

Four Little Ducks

1=C $\frac{2}{4}$

3 5 5 | 5 3 | 3 2 | 2 — |
 Four little ducks go out to play,
 2 5 5 | 5 2 | 2 1 | 1 — |
 over the hills and far away.
 3 5 | 3 4 | 3 2 | 2 — |
 Mother Duck calls, "Quack! Quack! Quack!"
 5 5 | 5 5 4 | 3 1 | 1 — :||
 Only one little duck comes back.

LEARN THE WORDS



fish



carrot



ball



high



get on

LET'S LISTEN



Listen and repeat.

Susan, does Kitty like fish?

Yes, she does.



Does Bunny like fish, too?

No, he doesn't. He likes carrots.



What does your dog do for you, Ben?

A lot of things. Doggie, bring me back my ball!



Mike, what does your bird do for you?

He wakes me up every morning.



LET'S TALK

1 Practise the dialogues.



2 Talk about your pets.

I have a...

Yes... / No...



Does it like...?

What does it do for you?

...

SOUND TIME

1 Listen, point and say.

box

dog

hot

shop

2 Listen and repeat.

Hot dog, hot dog, cold and hot,
Hot dog, hot dog, long and short.
Hot dog, hot dog, in the shop,
Hot dog, hot dog, in the box.

LET'S READ



Read and act out the story.



LET'S WRITE

1 Look, read and write.



Susan



fish

A: Does Susan like fish? B: Yes, she does. She likes fish.



Mike

A:



oranges

B:

2 Read, choose and write.

1 What does your dog do for you, _____ (ben, Ben)?


2 Does _____ (Kitty, kitty) like fish?

CULTURE TIME

Things Pets Like to Do




sleep



sing




kiss



climb













swim



sit

Review One

1 Listen and match.

1  John	2  Mary	3  Jack	4  Sue	5  Peter
A 	B 	C 	D 	E 

Note: A red line connects John (1) to the cat (A).




2 Read, group and write.

rabbit, run, cute, fish, dog, cat, open the door, bird, duck, lovely, clever, strong, wake... up, colourful, beautiful, jump, speak, play with, sing, fly...




Pets		
<p>rabbit...</p> <hr/> <hr/> <hr/>	<p>run...</p> <hr/> <hr/> <hr/>	<p>cute...</p> <hr/> <hr/> <hr/>

3 Listen and tick the correct answers.



1 Who has a dog?

	<input type="checkbox"/>
	<input type="checkbox"/>
	<input type="checkbox"/>

2 What's the dog's name?

	<input type="checkbox"/>
	<input type="checkbox"/>
	<input type="checkbox"/>

3 What does the dog do?

	<input type="checkbox"/>
	<input type="checkbox"/>
	<input type="checkbox"/>

4 Read and write.

Our Pets

1 I have a cat. Her name is Mimi. She has a long tail. She likes fish. She can open the door for me.



Mimi

a long tail

fish

open the door

2 I have a rabbit. His name is Xiaobai. He has red eyes and long ears. He likes carrots. He plays with me.



3 This is my bird. His name is Birdie. He is red. He likes apples. He wakes me up every morning.



5 Make a poster.



Missing

Name: Doggie

Size: small

Colour of hair: white

Colour of eyes: black

Age: 2 years old



: 3867215

Missing

Name: _____

Size: _____

Colour of hair: _____

Colour of eyes: _____

Age: _____



: _____

photo

My work is



Lesson Three

LET'S CHANT

Animals in My House

A tiger in my sitting room,

Sleeping on the floor.

An elephant in my bathroom,

Bumping at the door.

A monkey in my bedroom,

Painting on the wall.

My house looks like a zoo.

I don't know what to do.

LEARN THE WORDS



elephants




tigers



zoo



animals




fan

LET'S LISTEN



Listen and repeat.



LET'S TALK

1 Practise the dialogues.

Look! There's an elephant over there.

Its nose is long!



Its ears are so big!



Where are the tigers?

They are over there.

2 Talk about the animals in the zoo.

Where are the elephants?



They are over there.

Look at that elephant! Its...!

SOUND TIME

1 Listen, point and say.

tomorrow sorry morning shorts

2 Listen and repeat.

Tomorrow morning let's buy more,
More teddy bears, more Barbie dolls.
Tomorrow morning let's buy more,
More cars, more boats from the store.

LET'S READ



Read and act out the story.



LET'S WRITE

1 Look, read and write.



animals

Where are the animals?



a long nose

It has a long nose!



tigers



strong legs

2 Read and add , ! or ? to complete the sentences.

1 Its nose is so long__

2 Where are the tigers__

CULTURE TIME

National Animals



Lesson Four

LET'S SING

Ten Little Tigers

1=A $\frac{2}{4}$

1 1 1 | 1 3 0 | 2 1 2 3 | 1 — |
 Ten little tigers playing by the lake.
 One little tiger playing by the lake.

3 3 3 | 3 5 0 | 4 3 4 5 | 3 1 1 |
 Ten little tigers playing by the lake. And if
 One little tiger playing by the lake. And if

6 6 6 | 5 3 0 1 | 2 3 2 1 | 6 5 5 5 |
 one little tiger suddenly runs away, there'll be
 that little tiger suddenly runs away, there'll be

1 1 1 | 1 3 0 | 2 1 2 3 | 1 — :||
 nine little tigers playing by the lake.
 no little tigers playing by the lake.

LEARN THE WORDS



monkeys



pandas



water



lion



food



Listen and repeat.



LET'S TALK

1 Practise the dialogues.



What does the panda eat?

It eats bamboo.



Where does the monkey sleep?

It sleeps in a tree.

2 Talk about the animals in the zoo.

What does the... eat?

Where does it...?



It eats...

It...

SOUND TIME

1 Listen, point and say.

blue ruler pupil computer

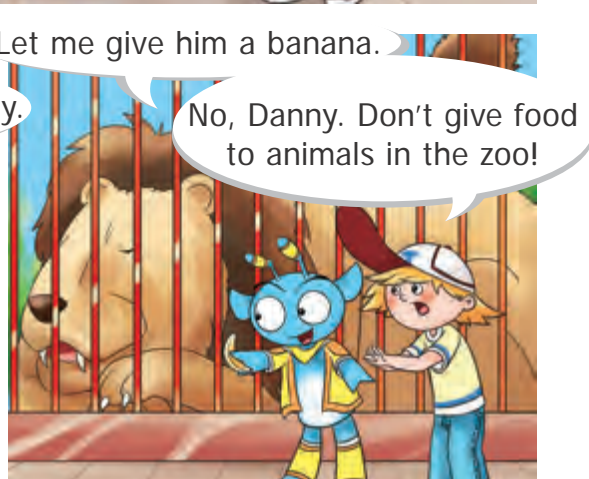
2 Listen and repeat.

Rulers red, rulers blue,
Rulers, rulers, I have two.

Rulers red, rulers blue,
School pupils all need you.

LET'S READ

Read and act out the story.



LET'S WRITE

1 Look, read and write.



monkey



fruit

A: What does the monkey eat?

B: It eats fruit.



panda bamboo

A:

B:

2 Read and add **?**, **.**, or **!** to complete the sentence.

1 What does the panda eat__ Katy__

2 It eats bamboo__ And what does the monkey eat__

CULTURE TIME


Animals and People



dolphin



cormorants



pigeons



elephant



camels





guide dog


Review Two

1 Listen and tick the correct boxes. 


1



☐



☒


☐


2



☐



☐


☐


3



☐



☐


☐

4


☐


☐


☐

2 Read, group and write.

tiger, strong, a big mouth, monkey, panda, elephant, black and white, lion, clever, cute, a long nose, hippo, tall, big ears...

Zoo Animals

tiger...

strong...

a big mouth...

3 Listen, choose and write. 

trees bamboo bananas cage water

Monkeys	Tigers	Hippos	Pandas	Elephants
sleep in the <u>trees</u>	sleep in the _____	sleep in the _____	eat _____	eat _____

4 Read and write.



Big Tom has a long _____.
He has _____ ears and
_____ legs.

Look at my picture. My name is Big Tom. My nose is long. My ears are big. My legs are strong.



5 Make a riddle and guess in groups.

Who Am I?

I have big black eyes.
I am black and white.
I like to eat bamboo.
I live in Sichuan.

Who am I?
_____ panda _____

Who Am I?

I have _____.
I am _____.
I like to eat _____.
I live in _____.

Who am I?

My work is





Farm Animals

Lesson Five

LET'S CHANT

A Chicken Farm

A rooster's standing on the wall,
Watching the hens on the lawn.
Baby chickens are running in the sun,
Jumping and playing. Fun! Fun! Fun!

LEARN THE WORDS



farm



ducks



feed



chicken



egg

LET'S LISTEN



Listen and repeat.



What do the ducks like to eat, Mr Park?

They like small fish.
Look! They are looking for fish in the water.



When do you feed the chickens, Mr Park?

We feed them in the morning and in the afternoon.



I want to live on the farm!

On the farm? Why?

Then I can have chicken and duck every day.





Farm Animals

LET'S TALK

1 Practise the dialogues.

What do the ducks like to eat?

They like small fish.



When do you feed your cat?

I feed her in the morning and in the evening.



2 Talk about farm animals.

What do... like to eat?

When do you feed them?



They like...

I feed them...

SOUND TIME

1 Listen, point and say.

sun

duck

jump

run

2 Listen and repeat.

Duckie is coming, coming,
Puppy is running, running,

Bunny is jumping, jumping,
On a warm sunny morning.

LET'S READ

Read and act out the story.

Tommy, what is the hen doing?

She's warming the eggs for them to hatch.



When do the chickens come out of the eggs?

In three or four weeks.



That's too long. Let me help her.

How can you do that?

Chickens! Chickens! Out!



Daddy! Daddy!

Oh no!



Farm Animals

LET'S WRITE

1 Look, read and write.



ducks

What do the ducks like to eat?



chickens



chickens

When do you feed your chickens?



cats

2 Read, choose and write.

- 1 When do you feed the chickens, _____ (mr, Mr) _____ (park, Park)?
- 2 Tommy, _____ (What, what) is the hen doing?

CULTURE TIME

Farm Animals

Free-range farm animals



cows



sheep



chickens

Battery farm animals



cows



sheep



chickens



Lesson Six

LET'S SING

Bingo!

1=G $\frac{2}{4}$

$\underline{5}$ | $\underline{1\ 1}$ $\underline{1\ 1\ 5}$ | $\underline{6\ 6\ 5\ 5}$ | $\underline{1\ 1}$ $\underline{1\ 2}$ | $3\ 1$ |

There is a farmer. He has a cow and Bingo is his name, sir!

There is a farmer. He has a pig and Bingo is his name, sir!

There is a farmer. He has a sheep and Bingo is his name, sir!

$3\ 3$ | $\underline{4\ 4\ 4\ 0}$ | $2\ 2$ | $\underline{3\ 3}$ $\underline{3\ 0}$ |

B - I - N - G - O! B - I - N - G - O!

$1\ 1$ | $\underline{2\ 2\ 2\ 1}$ | $\underline{7\ 5\ 6\ 7}$ | $1\ 0$:||

B - I - N - G - O! And Bingo is his name, sir!

LEARN THE WORDS



cow



milk



sheep




horse



pigs



Listen and repeat.



LET'S TALK

1 Practise the dialogues.

Which farm animal do you like?

I like sheep.



Why do you like them?

Because they give us wool.



2 Talk about the farm animals you like.

Which farm animal do you like?

Why do you like them?



I like...

Because...

SOUND TIME

1 Listen, point and say.

turn

nurse

hurt

burn

2 Listen and repeat.

The tea is burning, burning hot.

My mouth is hurting, hurting a lot.

"Come and help me, Miss Nurse.

I've burnt my mouth and it hurts!"

LET'S READ



Read and act out the story.



One! Two! Three! Four! Five! Six! Wow! So many babies.

Yes, but some mother pigs have many more.

Well, the baby pigs all look the same, just like my family.



LET'S WRITE

1 Look, read and copy.



A: Why do you like cows?



B: Because they give us milk.



A: _____



B: _____

2 Read and add , ? . or ! to complete the sentences.

1 A: I want to ride the horse__

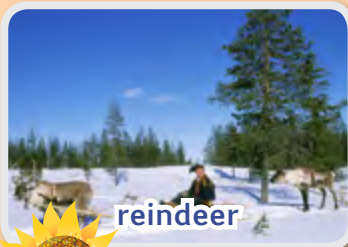
B: No__Mike. It's dangerous__

2 A: Is that a mother pig__

B: Yes__it is__

CULTURE TIME

Working Animals



Review Three

1 Listen and number the pictures. 


☐

☐

☐

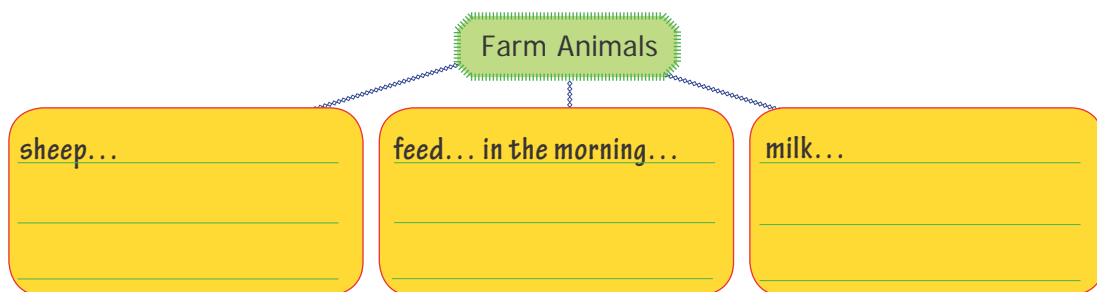
☐

☒

☐

2 Read, group and write.

sheep, feed... in the morning, milk, duck, egg, pig, horse, hen, cow,
wool, feed... in the evening, chicken, bird, feed... in the afternoon



3 Listen, match and talk. 



hens



Which farm animal do you like, Jack?



horses



I like...



cows



Why do you like them?



sheep



Because...

4 Read, ask and answer.

Feeding Time on Mr Park's Farm


	Morning	Afternoon	Evening
Chickens	✓	✓	×
Cows	✓	✓	✓
Sheep	✓	✓	×
Ducks	✓	×	✓
Horses	×	✓	✓
Pigs	✓	✓	✓

When do you feed the chickens?

I feed them in the morning and in the afternoon.

5 Draw your farm and describe it.

Welcome to my farm. I have... I feed them...



My work is



Lesson Seven

LET'S SING

Teddy Bear

1=A $\frac{2}{4}$

3 · 1 1 | 4 · 2 2 | 5 · 6 5 · 7 | 2 · 1 1 |

Teddy bear, teddy bear, closing eyes and sleeping tight.

Barbie doll, Barbie doll, closing eyes and sleeping tight.

3 · 1 1 | 4 · 2 2 | 5 · 6 5 · 7 | 2 · 1 1 :||

Teddy bear, teddy bear, closing eyes and sleeping tight.

Barbie doll, Barbie doll, closing eyes and sleeping tight.

LEARN THE WORDS



toys



shop



car



boat



doll

LET'S LISTEN



Listen and repeat.

Christmas is coming.
Let's go to the toy shop.



What toys
do you like?

Mum, I want this
teddy bear. It's lovely.



What about you,
Mike and Ben?

I want this
red car.

I like this
boat a lot.



OK. Let's wait
for Santa Claus.



LET'S TALK

1 Practise the dialogues.

Dear, what toys do you like?

Mum, I want this teddy bear.



I like this boat. It looks so good.

I like this doll. It's lovely.



2 Talk about the toys you like.

What toys do you like?

I like...



I like... It's... /They're...
What about you?



SOUND TIME

1 Listen, point and say.

Ben pen

baby paper

bear pear

2 Listen and repeat.

Piggy and Birdie are sitting on a chair.

One with an apple, one with a pear.


"Come and sit down, Baby Bear.

Share our apple, share our pear."

LET'S READ




Read and act out the story.



LET'S WRITE

1 Look, read and write.



A: What toys do you like?



teddy bears

B: I like teddy bears.



animals

A:



tigers

B:


2 Read, choose and write.

1 _____ (you've, You've) got enough toys.

2 _____ (Why, why) do you still want more?

CULTURE TIME

Traditional Toys



Lesson Eight

LET'S CHANT

Lovely Toys

Jenny has a Barbie doll.

She's sleeping on the floor.

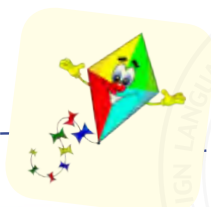
Jackie has a teddy bear.

He's sitting on the chair.

LEARN THE WORDS



idea



kite



friends



happy



swap

LET'S LISTEN

Listen and repeat.

Kids, do you want to swap your toys?

Yes, we do.

Then, bring your toys here tomorrow.

The next day

Look! This is a kite from China.

Wow! How beautiful! Katy, do you like my teddy bear?

Katy, this is my favourite car. Do you like it?

Sorry, Susan. I've got one.


Sorry, Mike. I don't like cars.

Katy, what about this boat? I made it myself.

Oh, I like it. Now, the kite is yours!

LET'S TALK

1 Practise the dialogues.



2 Role-play: Swaping toys with your classmates.

Look! This is...

Oh, it's...
Do you like my...?



...

SOUND TIME

1 Listen, point and say.

do too dog talk door tall

2 Listen and repeat.

Tommy's dog likes to walk. Tommy's dog is big and tall.
Danny's bird likes to talk. Danny's bird is nice and small.

LET'S READ



Read and act out the story.



LET'S WRITE

1 Look, read and write.



A: Do you like my boat?



B: Sorry, I don't like boats.



A:



B:

2 Read, choose and write.

1

(What, what) can I do with these toys?

2

(You, you) can swap them with your friends.

CULTURE TIME

Today's Toys



Rubik's Cube



ipad



yo-yos



remote-controlled truck



transformer



robot

Review Four

1 Listen and match. 

1 2 3 4 5

A B C D E

2 Read, group and write.

red, teddy bear, small, Barbie doll, brown, kite, blue, old, toy boat, tall, good, yellow, toy car, black, short, white, orange, green...




Toys

red...

teddy bear...

small...

3 Listen, draw and talk. 

					
Mike					
Susan					
Ben					
Katy					

Mike, do you like my...?

Yes, I like it a lot.

What about my...?

Sorry, I don't like...

4 Read and write.

Jenny: This is my toy boat. I made it myself. Do you like it, Tom?

Tom: Sorry, I don't like boats. Look, I have a kite. It's beautiful. It's from China. Do you like it?

Jenny: Yes, I like it a lot.

Jenny has a _____. She made it herself.

Tom has a _____. It's _____. It's from _____.



5 Make a shopping list.

Christmas is coming...





Your Friends	Presents for Them
Li Hua	Barbie doll
_____	_____
_____	_____
_____	_____
_____	_____
_____	_____

My work is



Lesson Nine

LET'S CHANT

Meals in a Day

My breakfast is quite rich,
With milk, eggs and sandwiches.
My lunch is really nice,
With chicken, fish and rice.
My supper is very simple,
With noodles and vegetables.

LEARN THE WORDS



breakfast



noodles



vegetables



bread




drink

LET'S LISTEN



Listen and repeat.



LET'S TALK

1 Practise the dialogues.

What do we have for breakfast?

We have eggs and bread.



What does Tommy want for breakfast?

He wants noodles.



2 Talk about your breakfast.

What do you want for breakfast?

I want...

What does... want for breakfast?

He/She wants...



SOUND TIME

1 Listen, point and say.

cat get

cake gate

cold gold

2 Listen and repeat.

"Where are you going, Mr Gold?
Today is far too cold."

"Go to the shop, to get a cake,
A cake for the birthday of Jake."

LET'S READ



Read and act out the story.



LET'S WRITE

1 Look, read and write.



Mike, he noodles vegetables



A: What does Mike want for breakfast?

B: He wants noodles and vegetables.



Katy, she

A:



milk eggs

B:

2 Read, choose and write.

1 My father and _____ (i, I) have noodles for breakfast every morning.

2 I have _____ (Chinese, chinese) noodles for breakfast every day.

CULTURE TIME

Breakfast in Different Cities



Lesson Ten

LET'S SING

Tea Time

 $1=G \quad \frac{2}{4}$

5 · 6 5 4 | 3 1 1 | 2 · 3 2 1 | 7 5 5 |

Polly put the kettle on, Polly put the kettle on.

Polly took the teacups out, Polly took the teacups out.

5 · 6 5 4 | 3 1 1 2 | 6 7 | 1 — ||

Polly put the kettle on. We shall have tea.

Polly took the teacups out. We shall have tea.

LEARN THE WORDS



lunch




rice



chicken




salad



potato



Listen and repeat.



LET'S TALK

1 Practise the dialogues.

What do you have for lunch at school?

I have chicken and rice.



Oh, that's healthy.

What does Jenny have for lunch?

She has a hamburger and French fries.



But that's not healthy.

2 Talk about your lunch.

What do you have for lunch today, Linda?

I have... What does... have for lunch?

He has...

Oh, that's healthy. / But that's not healthy.



SOUND TIME

1 Listen, point and say.

mice nice mummy number make name

2 Listen and repeat.

"Mickey Mouse, Mickey Mouse,
Come to dinner in my house."



"No, no, Nancy," says the mouse,

"Mummy will not let me out of the house."

LET'S READ



Read and act out the story.



LET'S WRITE


1 Look, read and write.


Susan supper

A: What does Susan
have for supper?

 
rice fish

B: She has rice and fish.


Tom breakfast

A:


milk bread

B:

2 Read and add ' or , to complete the sentences.

- 1 I__ll have chicken__fish and potatoes for lunch.
- 2 I__m very hungry. I can__t wait for my lunch.

CULTURE TIME

Traditional Food for Festivals





Meals in a Day

Review Five

1 Listen, number the pictures and tick the boxes.

<input type="radio"/>		breakfast	lunch	supper
<input type="radio"/>		breakfast	lunch	supper
1		breakfast	lunch <input checked="" type="checkbox"/>	supper <input checked="" type="checkbox"/>
<input type="radio"/>		breakfast	lunch	supper
<input type="radio"/>		breakfast	lunch	supper

2 Read, group and write.

bread, rice, fish, orange juice, hamburger, egg, noodles, *jiaozi*, chicken, carrot, sandwich, pork, tea, Coke, French fries, salad, vegetable, milk, potato, ice cream...

My Meals in a Day		
Breakfast	Lunch	Supper
_____	_____	_____
_____	_____	_____
_____	_____	_____

3 Listen, choose and write. Then talk.

chicken eggs rice orange juice fish

	Breakfast	Lunch	Supper
John	a hot dog, orange juice		chicken, eggs
Wendy		rice, _____, vegetables	potatoes, _____
Jane	_____, eggs	vegetables, _____	
Tom		a sandwich, _____	

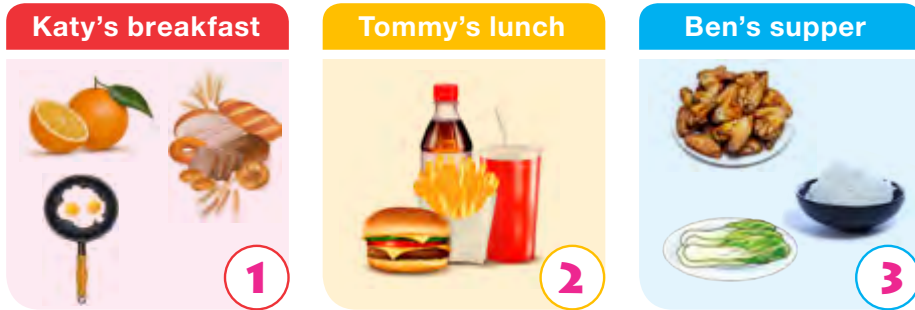
What does John have for...?

He has...

What does he want for...

He wants...

4 Look and decide which meal is healthy or unhealthy. Then complete the sentences.



Katy's breakfast is healthy. She has bread, eggs and oranges.

Tommy's lunch is _____. He has _____, _____ and _____.

Ben's supper is _____. He has _____, _____ and _____.

5 Plan a healthy menu and talk about it.

My Healthy Menu

	Today	Tomorrow
Breakfast		
Lunch		
Supper		

My work is





Dinner Time

Lesson Eleven

LET'S SING

What Do You Like?

1=C $\frac{4}{4}$

5 . 5 5 5 | 5 i 5 3 | 4 . 4 4 4 |

What do you like, John and Henry? We like chicken.

4 5 4 2 | 5 . 5 5 5 | 5 i i 5 3 |

We like salad. What do you like, Mary and Jenny?

2 4 3 2 | 1 1 1 0 | 0 0 0 0 ||

We like all the healthy food, healthy food.

LEARN THE WORDS



ask



dinner



beef



soup



tomatoes

LET'S LISTEN



Listen and repeat.

Mum, my friends all like Chinese food.

Thank you, Mum.

Good. You can ask them to come for dinner tomorrow evening.



What does Ben like to eat?

What do your friends like to eat?

Well, Susan likes vegetables and eggs.

What about Mike?

Ben loves chicken.

Mike likes beef.



OK. What about fish soup, tomato with eggs, chicken, beef balls and some vegetables?

Great! They are healthy and tasty.



LET'S TALK

1 Practise the dialogues.

What do your friends like to eat?



They like chicken, potatoes and salad.

What does Wendy like to eat?



She likes fish, vegetables and rice.

2 Talk about the food you and your friends like.

What do you like to eat?

I like...

What does... like to eat?

He/She likes...



SOUND TIME

1 Listen, point and say.

fan van

wife drive

friend very

2 Listen and repeat.

Vickie and Freddy sitting in a car,
Driving and driving very fast.
Freddy and Vickie sitting in a van,
Talking and talking with their friends.

LET'S READ



Read and act out the story.



I want apples and ice cream.

Here you are.

Oh! Where is the chicken leg?

Ha! Ha! It's not a real one.

I also want a chicken leg and salad.

Here you are.



LET'S WRITE

1 Look, read and write.



Ben

A: What does Ben like to eat?   B: Ben likes chicken and rice.



Susan

A:



fish



salad

B:

2 Read and add ? , . , or ! to complete the sentences.

- 1 Ben loves chicken and Mike likes beef__
- 2 What about fish soup__ tomato with eggs__ chicken__ beef balls and some vegetables__

CULTURE TIME

Food Around the World



sushi (Japan)



spring rolls (China)



snails (France)




bibimbap (Korea)



bagels (USA)



spaghetti (Italy)



Lesson Twelve

LET'S CHANT

Food I Like

I like fish and beef balls,
 'Cause I want to be strong and tall.
 I like duck and I like eggs,
 And I love chicken legs.

LEARN THE WORDS



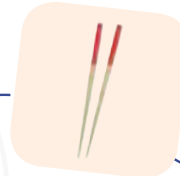
smell



spoon



use



chopsticks



delicious



 Listen and repeat.



LET'S TALK

1 Practise the dialogues.

Have some soup, please.

Thank you.



Would you like some chicken?

Yes, please. Oh, it smells good!



2 Role-play: Dinner time.

Have some... please.

Thank you. Oh, it...

Would you like some...?

Yes, please. / Sorry, I don't like...



SOUND TIME

1 Listen, point and say.

low row

look read

left right

2 Listen and repeat.

Lucy Ray's riding on her bike.

Turning left and turning right.

Ruby Lake's sitting on her bike.

Looking left and looking right.

LET'S READ

 Read and act out the story.

Wow! So much food! I like it all.

Yes! Chicken, duck, fish, vegetables, fruit, and ice cream, too!



I've got some chicken, some fish, a salad and an ice cream, too!

You have got so much food. Can you eat all of it?



Danny, I can't eat any more. What can I do?

Let me help you.



Danny, you are great!

I won't help you next time!



LET'S WRITE

1 Look, read and write.



soup

Have some soup, please.



fish



chicken

Would you like some chicken?



vegetables

2 Read, choose and write.

1 Thank you, _____ (mrs, Mrs) Wang.

2 Ben likes chicken, _____ (and, And) Mike likes beef.

CULTURE TIME

Desserts Around the World



Tiramisu



cheese cake



ice cream



mousse cake



pudding

Review Six

1 Listen and number the pictures. 🎧





















2 Read, group and write.

orange juice, beef, fish soup, apple, tea, grape, milk, duck, pineapple, chicken, Coke, orange, watermelon, tomato soup, banana, pork, pear, lychee...

Food			
Drinks	Meat	Soup	Fruit
orange juice	beef	fish soup	apple

3 Listen, choose and write. Then talk.

chicken rice healthy

Wang Dan has _____, _____ and vegetables for lunch.
They are _____ and delicious.

What does Wang Dan have
for lunch at school?

She has...

4 Read, match and talk.

- | | |
|-------------------------------------------------|-----------------------|
| 1 Would you like some eggs, Mary? | A Oh, it smells good! |
| 2 Peter, please eat the soup with your spoon. | B Yes, please. |
| 3 Time for dinner, kids. Have some soup first. | C You're welcome. |
| 4 It's a delicious dinner. Thank you, Mrs Wang. | D OK. |


5 Fill in the blanks and make a poster.



Chinese Food

Jiaozi, beef balls and fish soup are Chinese food. They are delicious. You can eat _____ and _____ with chopsticks.
You can eat _____ with a spoon.

My work is



Words and Expressions in Each Unit

(带*号词为课标二级词汇以外的词，只做理解要求，不需要掌握和应用)

Unit 1

Lesson One

pet* 宠物
cute* 可爱的
strong 强壮的
speak 说话
teach* 教
kitty* 小猫 (儿语)
rabbit* 兔子
bunny* 兔子 (儿语)
birdie* 小鸟 (儿语)
clever 聪明的
doggie* 小狗 (儿语)
sing 唱, 唱歌
wonderful* 奇妙的

Lesson Two

fish 鱼

carrot* 胡萝卜
ball 球
high 高的; 高地
get on 登上
doesn't = does not 不
a lot* of 许多的
thing* 事情, 事物
bring 带来, 拿来
bring back 把……带回来
wake* 唤醒
wake* up 唤醒, 弄醒
every 每一 (个)
mountain* 山
show* 给……看
back 背部

Unit 2

Lesson Three

elephant 大象

tiger 老虎

zoo 动物园

animal 动物

fan 扇子

over* there 在那边, 在那里

our 我们的

home 家

king* 国王

sleep 睡觉

Lesson Four

monkey 猴子

panda 熊猫

water 水

why 为什么

lion* 狮子

food 食物

life* 生活

hippo* 河马

bamboo* 竹子

think 想, 认为

hungry 饥饿的

give 给

because* 因为

cage* 笼子

Unit 3

Lesson Five

farm 农场

duck 鸭子

feed* 喂养, 饲养, 给……施肥

chicken (·小·) 鸡, 鸡肉

egg 鸡蛋

look for 寻找

when 什么时候

live 居住

day 天, 日子

hen* 母鸡

warm 使暖和

hatch* 孵化

come out of 从……中出来

week 星期

Lesson Six

cow 奶牛

milk 牛奶

sheep 绵羊

horse 马

pig 猪

which* 哪一个

wool* 羊毛

ride* 骑 (马等)

dangerous* 危险的

clean 干净的

just* 正好, 恰好

just* like 就像

Unit 4

Lesson Seven

toy 玩具

shop 商店

car 汽车

boat 船

doll* 洋娃娃

Christmas* 圣诞节

hurray* 好哇

teddy bear 泰迪熊

Barbie doll* 芭比娃娃

wait 等待

Santa Claus* 圣诞老人

wish* 希望, 祝愿

could* 可以, 能够

still* 仍然, 还

Lesson Eight

idea 想法

kite 风筝

friend 朋友

swap* 交换

tomorrow 明天

favourite 最喜欢的

myself* 我自己, 我亲自

yours* 你(们)的(东西)

do with 处置, 处理

little 小的, 可爱的

Merry* Christmas*! 圣诞节快乐!

Unit 5

Lesson Nine

breakfast 早餐

noodle 面条

vegetable 蔬菜

bread 面包

drink 喝

come from 源自, 产自

make... strong 使……变得强壮

Lesson Ten

lunch 午餐

rice 米饭, 大米

salad* 色拉

potato 马铃薯, 土豆

sandwich* 三明治

meat* 肉

French* fries* 炸薯条

hamburger* 汉堡包

Coke* 可乐

healthy 健康的

supper* 晚餐

pork* 猪肉

Unit 6

Lesson Eleven

ask 邀请, 提问

dinner 正餐

beef* 牛肉

soup 汤

tomato 番茄

Chinese 中国的

tasty* 美味的

magic* 有魔力的

Here you are. 给你。

real* 真实的

Lesson Twelve

smell* 闻; 发出……的气味

spoon* 勺子

use 使用

chopsticks* 筷子

delicious* 美味的

first* 首先, 第一

won't = will not 不

next time 下一次



Word List

(带*号词为课标二级词汇以外的词，只做理解要求，不需要掌握和应用)

A

a lot* of 许多的

animal 动物

ask 邀请，提问

B

back 背部

ball 球

bamboo* 竹子

Barbie doll* 芭比娃娃

because* 因为

beef* 牛肉

birdie* 小鸟 (儿语)

boat 船

bread 面包

breakfast 早餐

bring 带来，拿来

bring back 把……带回来

bunny* 兔子 (儿语)

C

cage* 笼子

car 汽车

carrot* 胡萝卜

chicken (·小·) 鸡，鸡肉

Chinese 中国的

chopsticks* 筷子

Christmas* 圣诞节

clean 干净的

clever 聪明的

Coke* 可乐

come from 源自，产自

come out* of 从……中出来

could* 可以，能够

cow 奶牛

cute* 可爱的

D

dangerous* 危险的

day 天，日子

delicious* 美味的

dinner 正餐

do with 处置, 处理

doesn't = does not 不

doggie* 小狗 (儿语)

doll* 洋娃娃

drink 喝

duck 鸭子, 鸭肉

E

egg 鸡蛋

elephant 大象

every 每一 (个)

F

fan 扇子

farm 农场

favourite 最喜欢的

feed* 喂养, 饲养, 给……施肥

first 首先, 第一

fish 鱼

food 食物

French* fries* 炸薯条

friend 朋友

G

get on 登上

give 给

H

hamburger* 汉堡包

hatch* 孵化

healthy 健康的

hen* 母鸡

Here you are. 给你。

high 高的; 高地

hippo* 河马

home 家

horse 马

hungry 饥饿的

hurray* 好哇

I

idea 想法

J

just* 正好, 恰好

just* like 就像

K

king* 国王

kite 风筝

kitty* 小猫 (儿语)

L

life* 生活

lion* 狮子

little 小的, 可爱的

live 居住

look for 寻找

lunch 午餐

M

magic* 有魔力的

make... strong 使……变得强壮

meat* 肉

Merry* Christmas*! 圣诞节快乐!

milk 牛奶

monkey 猴子

mountain* 山

myself* 我自己, 我亲自

N

next time 下一次

noodle 面条

O

our 我们的

over* there 在那边, 在那里

P

panda 熊猫

pet* 宠物

pig 猪

pork* 猪肉

potato 马铃薯, 土豆

R

rabbit* 兔子

real* 真实的

rice 米饭, 大米

ride* 骑 (马等)

S

salad* 色拉

sandwich* 三明治

Santa Claus* 圣诞老人

sheep 绵羊

shop 商店

show* 给……看

sing 唱, 唱歌

sleep 睡觉

smell* 闻; 发出……的气味

soup 汤

speak 说话

spoon* 勺子

still* 仍然, 还

strong 强壮的

supper* 晚餐

swap* 交换

T

tasty* 美味的

teach* 教

teddy bear 泰迪熊

thing* 事情, 事物

think 想, 认为

tiger 老虎

tomato 番茄

tomorrow 明天

toy 玩具

U

use 使用

V

vegetable 蔬菜

W

wait 等待

wake* 唤醒

wake* up 唤醒, 弄醒

warm 使暖和

water 水

week 星期

when 什么时候

which* 哪一个

why 为什么

wish* 希望, 祝愿

wonderful* 奇妙的

won't = will not 不

wool* 羊毛

Y

yours* 你(们)的(东西)

Z

zoo 动物园



同学们，学过这本教材之后，你们和书中的六个小伙伴，特别是来自外星球的 Danny 交上朋友了吗？你能像他们一样说出一些英语、用英语与人进行简单的交流了吗？你喜欢上这套教材、喜欢上学习英语了吗？我们真切地希望你们能够继续努力，在课堂上、在生活中大胆地使用英语，多用英语做事，让学英语和用英语成为自己生活的一部分。

这套教材从构思到创作完成都倾注着一批优秀的教学和教材编写专家的心血，凝结着他们的智慧与汗水。除主编、执行主编及主要编者以外，我们还要特别感谢曾经为这套教材辛勤付出、无私奉献的一批优秀教师和其他编写人员，他们是：鲁宗干、张杰、李季、匡丽亚、彭雪红、区碧茹、杨柳青和许桦淳。没有他们和编写组的共同努力，就没有这套教材。

我们期待同学们在不久的将来能用英语在广阔的世界舞台上展示自己的才能，能和不同肤色、不同种族的人一起共建美好的地球村！

本教材编写组
2013 年 6 月





English *in* Action



绿色印刷产品

