



义务教育教科书

# 英语

(三年级起点)

三年级

下册



外语教学与研究出版社



义务教育教科书

# 英语

(三年级起点)

## 三年级

下册

主 编：桂诗春

副主编：邹启明 黄志红



外语教学与研究出版社

FOREIGN LANGUAGE TEACHING AND RESEARCH PRESS

北京 BEIJING

出 版 人：蔡剑峰  
项目统筹：王 芳  
项目策划：申 蓓 陈海燕  
项目负责：黄江岩  
责任编辑：黄江岩 张 翹  
封面设计：平 原

英语 (三年级起点)  
三年级下册 学生用书  
主 编：桂诗春  
副主编：邹启明 黄志红  
编 者：黄丽燕 唐锡玲 谢李莉  
Andy Curtis Adrian Tennant  
Edwin Baak

基础教育出版分社：

地 址：北京市西三环北路19号 外研社大厦 基础教育出版分社（100089）

咨询电话：010-88819666（编辑部）/ 88819688（市场部）

传 真：010-88819422（编辑部）/ 88819423（市场部）

网 址：<http://www.nse.cn>

电子信箱：[beed@fltrp.com](mailto:beed@fltrp.com) 或登录 <http://www.nse.cn>（留言反馈）栏目

购书电话：010-88819928 / 9929 / 9930（邮购部）

购书传真：010-88819428（邮购部）

# 致小朋友


亲爱的小朋友们：

你们可曾想过周游世界与各国小朋友畅谈？你们可曾想过长大以后，用英语在广阔的世界舞台上展示自己的聪明才智，和不同肤色、不同种族的人一起共建美好的地球村？相信你们一定有这样的愿望。

《英语》（新交际）将帮助你们在轻松愉快的环境下学习英语，了解中外文化，享受学习英语的乐趣，感受运用英语进行交流的喜悦。

这套教材中有五个小朋友：Katy, Ben, Susan, Mike和Tommy，他们都是你们的同龄人，和你们一样有自己的个性，也有自己的理想。他们来自讲英语的国家，有着不同的生活背景。他们将伴随你们一起学习，共同成长。另外，还有一个来自不同星球的伙伴，他叫Danny。Danny的睿智和幽默将会给你们的英语学习带来无穷的乐趣。希望你们喜欢这些小朋友，好好学习英语！

编者







# CONTENTS

## Unit One Fruit / 2

Aim: To be able to talk about fruit.

Lesson One / 2

Lesson Two / 7

Lesson Three / 12

Review One / 17



## Unit Two My Body / 19

Aim: To be able to talk about body parts.

Lesson Four / 19

Lesson Five / 24

Lesson Six / 29

Review Two / 34



外研社



### **Unit Three Colours / 36**

**Aim:** To be able to talk about colours.

Lesson Seven / 36

Lesson Eight / 41

Lesson Nine / 46

Review Three / 51



### **Unit Four Clothes / 53**

**Aim:** To be able to talk about clothes.

Lesson Ten / 53

Lesson Eleven / 58

Lesson Twelve / 63


Review Four / 68



### **Unit Five Final Revision / 70**

**Words and Expressions in Each Unit / 74**

**Word List / 78**



# Unit One Fruit

## Lesson One

### LET'S CHANT

#### I Like Apples


I like apples. What about you?

I like apples and oranges, too.

I like bananas. What about you?

I like bananas and pineapples, too.

### LEARN THE WORDS



apple



orange



banana



fruit

## LET'S LISTEN

**Listen and repeat.**

Katy, what's in your schoolbag? It's so full.

I have some books.

How many?

One, two... twelve. Oh, she has twelve books!

Ben, your bag is full, too. What's in it?

Let's have a look.

He has an apple, an orange, a banana and three books.

Can I have an apple?

Can I have an orange?

Can I have a banana?

Hm... Yes, OK.



## LET'S TALK

### 1. Practise the dialogues.

• What's in your schoolbag?



: I have a pencil box, some books and some paper.

• Can I have a banana?



: Yes, please.

### 2. Role-play: Asking for fruit.

apple banana orange pineapple

• Can I have an apple?



: Yes, please.

## SOUND TIME

### 1. Listen, point and say.

ruler

socks

ten

### 2. Listen and chant.

Right, right, right, you are right.

Star, star, star, a movie star.

Ten, ten, ten, Lesson Ten.

## LET'S READ



**Read and act out the story.**

What's in your bag?

Some fruit.

What's this?

It's a banana.

Can I have it?

Yes, please.

One more.

Ouch!

Are you OK?

Yes... I'll never  
do that again.

## LET'S WRITE



Read and trace.

apple orange banana fruit

Can I have an apple? Yes, please.

## FUN TIME



Play a card game.

• Let's play a card game.

: OK.

• Can I have an orange?

: Sorry, no oranges.



• Can I have an apple?

: Yes, please.

Great! I have four apples.



# Lesson Two







## Fruit I Like

1=F  $\frac{2}{4}$

<u>5</u> <u>1</u>	<u>1</u> <u>1</u>	<u>7</u> <u>2</u>	<u>1</u>	<u>5</u> <u>3</u>	<u>3</u> <u>3</u>	<u>2</u> <u>4</u>	<u>3</u>
Apples, apples,	I like	you.		Apples, apples,	I like	you.	
Watermelons,	I like	you.		Watermelons,	I like	you.	
<u>5</u> <u>5</u>	<u>6</u>	<u>4</u> <u>4</u>	<u>5</u>	<u>3</u> <u>3</u>	<u>4</u> <u>4</u>	<u>2</u> <u>2</u>	<u>1</u> :
Apples	red, apples	green.		Apples, apples,	I like	you.	
Melons	big, melons	small.		Watermelons,	I like	you.	



			
red	green	yellow	small



## LET'S LISTEN



**Listen and repeat.**

Good morning.  
Can I help you?

Yes, we'd like  
some fruit.

What fruit  
would you like?

I'd like a  
watermelon.

They're lychees.  
They're from China.

Look! What kind  
of fruit is this?

Can I try one?

Yes, please do.

It's good.  
Let's buy some.

OK.



## LET'S TALK

### 1. Practise the dialogues.



### 2. Role-play: Buying fruit.

apple banana orange watermelon lychee



## SOUND TIME

### 1. Listen, point and say.

TV

window

box

### 2. Listen and chant.

Very good, very good, very, very good!

Want, want, want, what do you want?

Six, six, six, four, five, six.



LET'S READ



Read and act out the story.

A red apple, a green pear, and a yellow banana. Apple, pear, banana. Guess now.




It's a green pear.

No. Try again.

It's a red apple.

Wrong again.



A yellow banana!

Yummy! Yummy!

## LET'S WRITE

Read and trace.

red green yellow small big

What fruit would you like? Oranges.

## FUN TIME

Play a guessing game.





## Lesson Three

LET'S SING



## A Fruit Bar

1=C  $\frac{2}{4}$ 

$\underline{1\ 1}$     $\underline{3\ 3}$  |  $\underline{2\ 2}$     $\underline{1}$  |  $\underline{3\ 3}$     $\underline{5\ 5}$  |  $\underline{4\ 4}$     $\underline{3}$  |  
 Apple   juice is   sweet and sour.   Apple   juice is   sweet and sour.  
 $\underline{5\ 5}$     $\underline{6}$  |  $\underline{4\ 4}$     $\underline{5}$  |  $\underline{3\ 3}$     $\underline{4\ 4}$  |  $\underline{2\ 2}$     $\underline{1}$  ||  
 Ice cream cold, black tea   hot.   Tell me   what you'd like to have.

LEARN THE WORDS



tea



ice cream



juice



hot



cold

## LET'S LISTEN

**Listen and repeat.**

Would you like a cup of tea?

Thanks. Oh, the tea is hot. Do you have any ice cream?

No, but we have cold grape juice.



Can I have some?

Yes, here you are.

Thank you, Ben.



Ben, can I have some, too?

Share it with Mike, Ben.

Yes, Mum.

Well, we have only one glass now.

Thank you, Ben.



## LET'S TALK



## 1. Practise the dialogues.

• Do you have any ice cream?

∴ No, but we have cold orange juice.

∴ Can I have some?

∴ Yes, here you are.



## 2. Ask your partner what fruit he/she has.

apple orange banana grape pear watermelon lychee

• Do you have an apple?

∴ No, but I have an orange.



## SOUND TIME



## 1. Listen, point and say.

you

zoo

## 2. Listen and chant.

Yes, yes, yes, let's say yes.

Zoo, zoo, zoo, go to the zoo.


## LET'S READ



Read and act out the story.

Wow! So much fruit.  
Are the apples sweet?

Sure.



What about the pears?

They're sweet, too.



And the oranges?

They're sweet  
and sour.



Oh, I'm very full.





## LET'S WRITE



Read and trace.

tea ice cream juice hot cold

Do you have any ice cream?

No, but we have cold grape juice.

## FUN TIME



Play a guessing game.



# Review One

## 1. Listen and speak.

(1) Listen and number the pictures.

①



○

○



○

○



○

○



○


(2) Listen again and repeat.

A: What's in the box?

B: Apples, pears, bananas and oranges.

## 2. Read and write.

(1) Look and write.



(2) Read and answer the questions.

① Can I have an orange?

Yes, \_\_\_\_\_.

Sorry, \_\_\_\_\_.

② What fruit would you like?

I'd like \_\_\_\_\_.

③ Do you have bananas?

No, \_\_\_\_\_.

My work is





# Unit Two My Body

## Lesson Four

LET'S SING




### Body Song

1=D  $\frac{4}{4}$

5	—	6	5	#4	5		3	5	5	5	0	
Head,		shoulders,		knees and			toes, knees and			toes.		
5	—	6	5	#4	5		2	5	5	5	4	3 2
Head,		shoulders,		knees and			toes, knees and			toes,		and
1	3	5	.	i			2 i	7 i	6	.	i	
eyes and		ears		and			mouth and			nose,		oh.
7	7	5	6	7			i	i	i	i	0	
Head, shoulders,		knees		and			toes, knees and			toes!		

LEARN THE WORDS



## LET'S LISTEN



**Listen and repeat.**



Let's play a touching game. Touch your ears.

Ears!

Ben! Touch here.



Touch your mouth.  
That's good!



Touch your nose.  
Very good!



Close your eyes and  
turn around.

Ha! Ha! Ha!

No, Ben!  
We are playing a  
touching game.

## LET'S TALK

### 1. Practise the dialogues.



### 2. Touch and say.

ear head nose eye mouth face



## SOUND TIME

### 1. Listen, point and say.

age

face

late

game

### 2. Listen and chant.

Face, face, face, touch your face.

Game, game, game, play a touching game.




## LET'S READ



**Read and act out the story.**


Danny, let's play a touching game.

OK.



Ready? Let's begin!  
Touch your nose!

Now, touch your head. Well done!



Nose!

Danny, your nose is here.



Now, it's my turn.  
Touch your tail!

Tail? But I don't have one.

Tommy, touch here.





## LET'S WRITE



Read and trace.

head eye ear nose mouth

play a game turn around well done

## FUN TIME



Play a touching game.



## Lesson Five

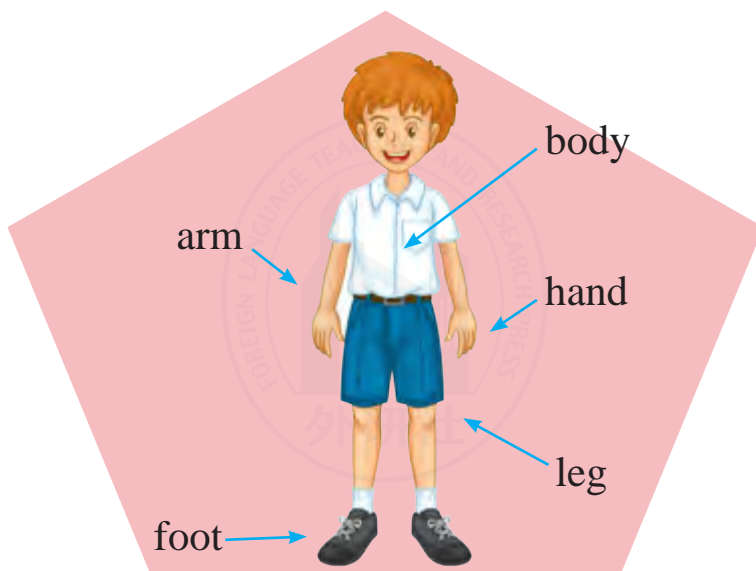
### LET'S CHANT



### Your Hands



Put your hands on your head,  
On your arms and on your legs.  
Up to touch your mouth and nose,  
Down to touch your feet and toes.

### LEARN THE WORDS



## LET'S LISTEN

**Listen and repeat.**





## LET'S TALK



### 1. Practise the dialogues.



### 2. Role-play: Having a PE class.

line up   turn left/right/around   arms up/down  
put your left/right foot in/out   stop



## SOUND TIME



### 1. Listen, point and say.

bag

cat

dad

man

### 2. Listen and chant.

Cat, cat, cat, a little cat.


Hands, hands, hands, wash your hands.



## LET'S READ



**Read and act out the story.**



## LET'S WRITE



Read and trace.

body hand arm leg foot feet

line up turn left turn right

## FUN TIME



Listen and draw.



## Lesson Six



### See with Eyes

1=C  $\frac{2}{4}$

1 3

5

1 3

5

i 6

5

With my eyes, with my eyes, I can see.  
With my nose, with my nose, I can smell.

1 3

5

1 3

5

4 2

1

||

With my ears, with my ears, I can hear.  
With my mouth, with my mouth, I can eat.



hair



fingers



eat



find



hear



## LET'S LISTEN



**Listen and repeat.**

Look at the man  
in the picture.



What's this?  
Is it his hair?

Yes.

What's that? His nose?

Right.



Look at his hands!



How many fingers  
does he have?

One, two... twelve!  
He has twelve fingers!

Ben, his mouth  
looks like a hot dog.



A hot dog?  
I want to eat it now!





## LET'S TALK

### 1. Practise the dialogues.



### 2. Talk about the crab (螃蟹).

leg eye mouth



## SOUND TIME

### 1. Listen, point and say.

arm

car

part

star

### 2. Listen and chant.

Arm, arm, arm, touch your arm.

Car, car, car, ride in my car.

## LET'S READ



Read and act out the story.



Tommy, what's the matter?

I can't find my watch.



Don't worry.  
My cat can help you.

Really?



Kitty, find the watch for Tommy.

Miaow!



She has great ears!  
She can hear the watch.

## LET'S WRITE



**Read and trace.**

hair finger eat find hear

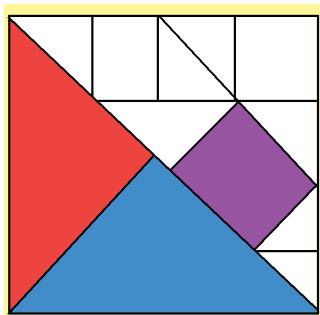
look at how many look like

## FUN TIME



**Cut, paste, write and talk.**

( 1 ) Cut.




( 2 ) Paste and write.



→ ( head )  
→ (     )  
→ (     )  
→ (     )  
→ (     )  
→ (     )


( 3 ) Point out the body parts.



## Review Two

## 1. Listen and speak.

(1) Listen and number the body parts.




(2) Listen again and repeat.

His ears are big.



## 2. Read and write.

### (1) Look and write.



### (2) Read and answer the questions.

① What's this/that? Is it an orange?



No, it isn't. It's \_\_\_\_\_.

② What are these/those?



They are \_\_\_\_\_.

③ How many pencils do you have?

I have \_\_\_\_\_ pencils.

My work is







# Unit Three Colours

## Lesson Seven

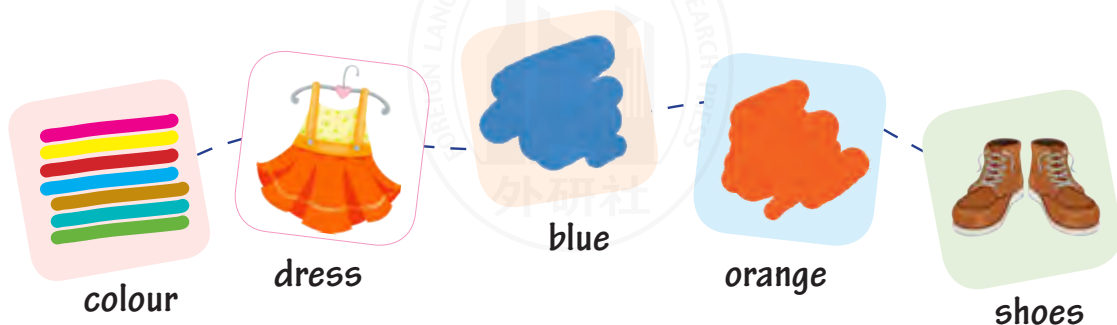


### Colour Song

1=F  $\frac{2}{4}$


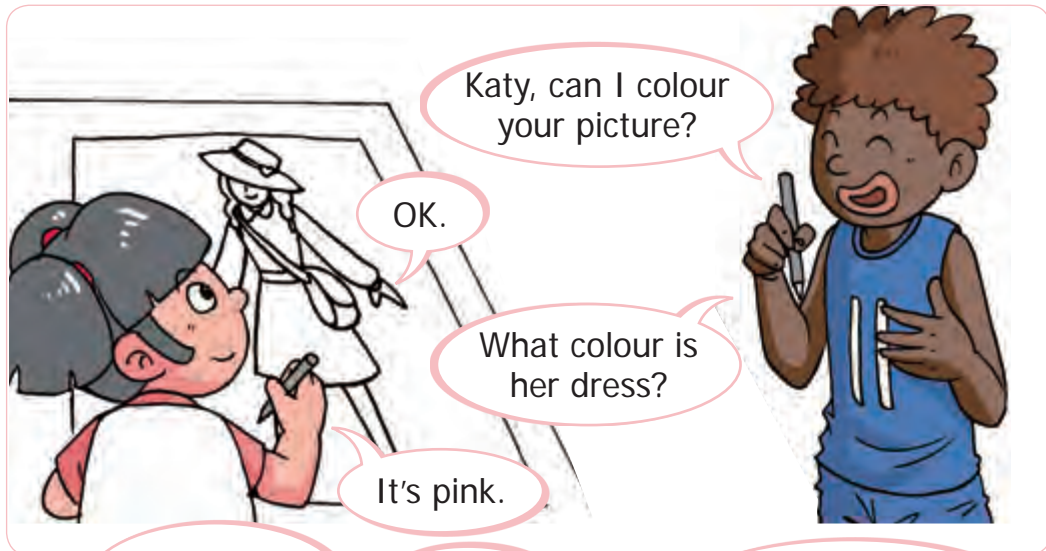
5 6   5 4 | 3 4   5 | 2 3   4 | 3 4   5 |  
Red,   yellow,   blue and green, blue and green, blue and green.  
Red,   yellow,   blue and green, blue and green, blue and green.

5 6   5 4 | 3 4   5 | 2   5 5 | 3 1   0 :||  
Red,   yellow,   blue and green.   Pink, orange,   purple.  
Red,   yellow,   blue and green.   Beautiful   rainbow.






**Listen and repeat.**






## LET'S TALK

### 1. Practise the dialogues.



### 2. Talk about the colour of the fruit.

green red yellow orange



## SOUND TIME

### 1. Listen, point and say.

he

me

she

we

### 2. Listen and chant.

Me, me, me, look at me.

He, he, he, who is he?

## LET'S READ



Read and act out the story.



Tommy, what are you doing?

I'm drawing a picture.

But I have no coloured pens.



Red, green, blue, yellow, come, come, come!



Let me help you!

Danny, the tree is not blue. It's green.



I know, but I like blue trees.

## LET'S WRITE



Read and trace.

*colour dress blue orange shoes*

*What colour is her bag? It's blue.*

## FUN TIME



Colour and talk about the picture.

Colour the  
desks green.



外研社



## Lesson Eight



### Colours I Like

1=G  $\frac{2}{4}$

$\underline{5\ 3}$     3    |     $\underline{4\ 2}$     2    |     $\underline{1\ 2}$      $\underline{3\ 4}$     |     $\underline{5\ 5}$     5    |  
 Little girl, little girl, what colours do you like?  
 Little boy, little boy, what colours do you like?

$\underline{5\ 3}$     3    |     $\underline{4\ 2}$     2    |     $\underline{1\ 3}$      $\underline{5\ 5}$     |    1    — :||  
 I like blue. I like green. I like red and pink.  
 I like blue. I like brown. I like black and white.



## LET'S LISTEN



**Listen and repeat.**

Are these your trousers, Katy?

No, they aren't. My trousers are blue.



Are these your trousers, Susan?

No. My trousers are white.



What colour are your trousers, Ben?

They're brown.




Are these your trousers?

Yes. Oh... no! They're too small.



### LET'S TALK

#### 1. Practise the dialogues.



#### 2. Ask your classmate the colour of his/her clothing.

trousers dress shoes hat  
green red yellow blue orange brown white



### SOUND TIME

#### 1. Listen, point and say.

bed

leg

left

ten

#### 2. Listen and chant.

Bed, bed, bed, go to bed.

Pens, pens, pens, ten red pens.



## LET'S READ



Read and act out the story.



Tommy, let's go to my planet.

Great!



Oh, the sun is yellow  
and the sky is green.



Look at the bird.

Wow! The bird is so big.

What a lovely  
planet! I like it.

Thank you.



## LET'S WRITE



Read and trace.

trousers brown white bird sun

Are these your trousers? No, they aren't.

## FUN TIME



A picture show.

red black blue green orange yellow white

Look at my picture.  
The sun is red...



外研社

## Lesson Nine



### Can You Draw It Now?

Can you draw a cow?

It's white and brown.

If you want to draw,  
Let me show you now.

Can you draw a cat?

It's yellow and black.

If you don't know how,  
Let me show you now.



black



flower



colourful



bee



## LET'S LISTEN

**Listen and repeat.**

Katy, I've got a pair of new shoes.

They're white.

What colour are they?

Oh, they are nice.

Can I look at your shoes?

Sure. Here you are.

Uh-oh!


I'm really sorry.

That's all right. My shoes are black and white now.



# LET'S TALK

## 1. Practise the dialogues.



## 2. Ask your classmates the colour of their new shoes.



Colour	red	yellow	blue	green	black	brown	white
Name							
Wang Ping					√		

# SOUND TIME

## 1. Listen, point and say.

number
ruler
paper
teacher

## 2. Listen and chant.

Ruler, ruler, a long ruler.

Paper, paper, some white paper.

### LET'S READ



Read and act out the story.

Danny, do you have flowers on your planet?

Sure.



Look! These are our flowers.



They are all white. But your trees are colourful.

The flowers are our fruit. They are very sweet.



Really? Let me pick one.

Tommy! No!

Ouch!  
A bee!

Are you all right?



It hurts a lot.



## LET'S WRITE



Read and trace.

*black flower colourful bee*

*My shoes are black and white now.*

## FUN TIME



Play a guessing game.

• What colour is the apple?



## Review Three

### 1. Listen and speak.

(1) Listen and number the pictures.



1

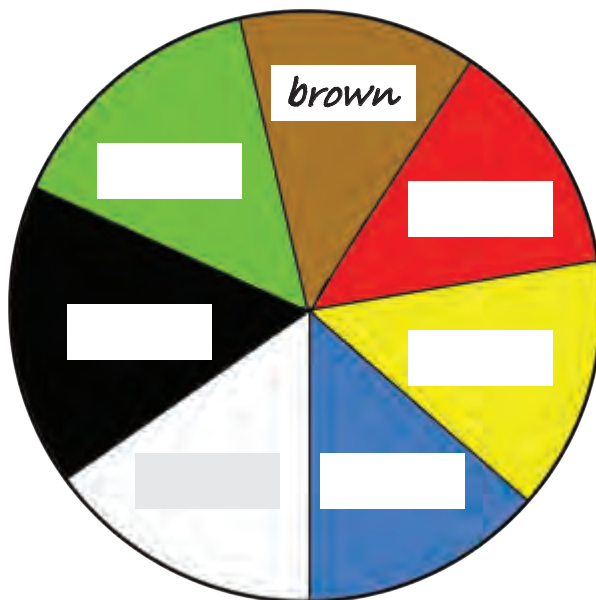


(2) Listen again and repeat.

Benny has a red nose.

## 2. Read and write.

(1) Write the names of the colours in the blanks.



(2) Read and answer the questions.

① What colour are your shoes?

They are \_\_\_\_\_.

② Is your schoolbag blue?

Yes, \_\_\_\_\_.

No, it isn't. It's \_\_\_\_\_.

③ What colours do you like?

I like \_\_\_\_\_ and \_\_\_\_\_.

My work is





# Unit Four Clothes

## Lesson Ten

LET'S SING



### Tommy Has His Shorts On

1=C  $\frac{2}{4}$

5 6 5 4 | 3 1 1 | 2 3 2 1 | 7 5 5 |

Tommy has his shorts on. Tommy has his shorts on.  
Jenny has her dress on. Jenny has her dress on.  
Kitty has her shoes on. Kitty has her shoes on.

5 6 5 4 | 3 1 1 2 | 6 7 | 1 - :||

Tommy has his shorts on. He looks so cool.  
Jenny has her dress on. She looks so cool.  
Kitty has her shoes on. She looks so cool.

LEARN THE WORDS



gifts



shirt



shorts



socks

## LET'S LISTEN



**Listen and repeat.**

Happy birthday, Katy!  
This is a gift for you.

Thank you, Susan!  
What's in it?



Open it.

Wow! Nice shoes!  
Thank you.



You're welcome. Put  
on the shoes, please.



Sorry! The shoes are  
too big for you.



Never mind. I  
can wear them  
for many years.

### LET'S TALK


#### 1. Practise the dialogues.

• Happy birthday, Jack. This is a gift for you.



• Thank you, Mum.

• Put on the dress, Jenny.



• Thank you, Grandpa.

#### 2. Role-play: Giving and receiving gift.

schoolbag dress shoes trousers  
blue red white brown green yellow

• Happy birthday, Wang Lin. Here is a gift for you.



• Thank you. Wow! A blue schoolbag!

### SOUND TIME

#### 1. Listen, point and say.

fine

hi

like

white

#### 2. Listen and chant.

Nine, nine, nine, seven, eight, nine.

White, white, white, black and white.



## LET'S READ



Read and act out the story.





### LET'S WRITE



Read and trace.

gift shirt shorts socks wear year

happy birthday put on never mind

### FUN TIME



Draw, colour and talk.

Look! This is my shirt. It's...



## Lesson Eleven

## LET'S CHANT



## Peter's Clothes

Wearing a shirt, white and blue,

Peter's going to the zoo.

Blue coat, blue cap, blue shoes, too,

Peter, Peter, you look so cool!

## LEARN THE WORDS



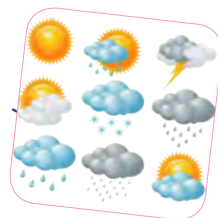
coat



cap



sweater



weather

### LET'S LISTEN

**Listen and repeat.**

Good morning, Katy.  
It's cold today.



Yes. So I'm wearing  
my coat.

Look! Ben's wearing  
a cap, too.

Yeah. I don't like  
cold weather.



Achoo! Achoo!

Susan, are  
you all right?



I'm OK...  
Achoo! Achoo!

Put on my  
coat, Susan.

Thank you. But  
what about you?




I have a sweater.  
It's warm enough.

## LET'S TALK



### 1. Practise the dialogues.

• John, it's cold today.  
Put on your coat.



• Lisa, are you  
all right?

• I'm OK...  
Achoo! Achoo!



### 2. Talk about the weather and clothing.

cold warm cool hot  
coat socks shoes shirt trousers cap

• An Ling, it's  
cold today.



• Yes, so I'm wearing  
my coat.

## SOUND TIME



### 1. Listen, point and say.

big

miss

kid

sit

### 2. Listen and chant.

Big, big, big, the shoes are big.

Kid, kid, kid, a happy kid.



### LET'S READ




Read and act out the story.



It's very cold.

Achoo! Achoo!

Let me put on  
my trousers.



Let me put on  
my shirt.

Why is there a big  
hole in my trousers?

Oh, you're wearing  
my trousers. And I'm  
wearing yours.



Let me put on  
your cap.



Cool!

## LET'S WRITE



Read and trace.

coat cap sweater weather

all right what about warm enough

## FUN TIME



Freeze dance.

Name your clothes  
when the music stops.



• I'm wearing  
a dress.



: Right!

• I'm wearing  
a shirt.



: No. It's a  
sweater.



## Lesson Twelve

LET'S SING



## My Clothes

1=C  $\frac{2}{4}$ 


1 3 5 | 4 3 2 | 7̣ 2 4 | 3 2 1 |  
 What is this? It's a tie. What is that? It's a scarf.  
 What are these? They are shorts. What are those? They are skirts.

1 3 5 | 4 3 2 | 2 4 3 2 | 1 3 1 :||  
 One is blue. One is red. They are my tie and my scarf.  
 These are short. Those are long. They are my shorts and my skirts.


LEARN THE WORDS



skirts



long



short



clothes



mirror



## LET'S LISTEN



Listen and repeat.





### LET'S TALK

#### 1. Practise the dialogues.



• My dress is too long.

• And my dress is too short.



#### 2. Role-play: Buying clothes.

shirt shorts dress coat sweater skirt T-shirt



### SOUND TIME

#### 1. Listen, point and say.

bird

girl

shirt

skirt

#### 2. Listen and chant.

Bird, bird, bird, a beautiful bird.

Girl, girl, girl, a lovely girl.

## LET'S READ



Read and act out the story.



### LET'S WRITE



Read and trace.

skirt long short clothes mirror

Can I have my skirt? Yes, here you are.

### FUN TIME



A fashion show.



Look at her dress!

She's beautiful.



Look at his trousers!

He looks cool.

## Review Four

## 1. Listen and speak.

(1) Listen and number the pictures.



1



(2) Listen again and repeat.

Mary is wearing blue socks.



## 2. Read and write.

### (1) Look and write.



shorts



### (2) Read and answer the questions.

① It's cold today.



Peter is wearing a \_\_\_\_\_.

② It's time for school.



Li Ming is putting on his \_\_\_\_\_.

My work is




# Unit Five Final Revision

## 1. Listen and number the pictures.



1



## 2. Listen again and repeat.

Put your left hand on your head.

## 3. Talk about the fruit in the picture.




- ① What fruit would you like? (I'd like...)
- ② What colour are the apples? (They are...)
- ③ Are the grapes sweet? (...)

## 4. Read and number the pictures.



- ① sweater    ② shirts    ③ trousers    ④ dress    ⑤ skirts
- ⑥ shorts    ⑦ coat    ⑧ cap    ⑨ shoes    ⑩ socks

**5. Write the body parts of the girl.**



## 6. Look and write.



red apples





## 7. Read and match.

*Danny:* Tommy, do you like our fruit?

*Tommy:* Yes, they're very sweet.






*Tommy:* But they're all white. I like colourful fruit.



*Danny:* OK. Colour them as you like.



## 8. Check your learning.

Item	How much you liked it			How well you did		
				★ ★ ★	★ ★	★
1. Let's Sing						
2. Let's Chant						
3. Learn the Words						
4. Let's Listen						
5. Let's Talk						
6. Sound Time						
7. Let's Read						
8. Let's Write						
9. Fun Time						

# Words and Expressions in Each Unit

(带\*号词为课标二级词汇以外的词，只做理解要求，不需要掌握和应用)

## Unit One

### Lesson One

apple 苹果  
orange 橘子, 橙色; 橙色的  
banana 香蕉  
fruit 水果  
full 满的, 饱满的  
how many 多少  
too 也, 太  
more\* 更多的  
will\* 将  
never\* 从未, 绝不  
do 做  
again 又, 再次

### Lesson Two

red 红色; 红色的  
green 绿色; 绿色的

yellow 黄色; 黄色的  
small 小的  
help 帮助  
would\* 愿, 要  
I'd = I would\* 我想  
like 喜欢; 像, 相似  
watermelon\* 西瓜  
lychee\* 荔枝  
from 从, 来自  
China 中国  
try 尝试  
buy 买  
pear\* 梨  
yummy\* 美味的, 滋味好的

### Lesson Three

tea 茶  
ice cream 冰淇淋  
juice 果汁  
hot 热的

cold 冷的  
cup\* 茶杯  
any 一些, 一点  
grape\* 葡萄  
only 唯一的, 仅有的  
glass\* 玻璃杯  
much 许多的; 非常  
sure\* 当然可以; 确信的  
sweet 甜的  
sour\* 酸的

## Unit Two

### Lesson Four

head 头  
eye 眼睛  
ear 耳朵  
nose 鼻子  
mouth 嘴  
touch\* 触摸  
very 很, 非常  
close 关, 闭  
turn 转动; 轮到……的机会  
turn around 转身  
ready\* 准备好的

begin 开始  
well done 做得好  
my turn 轮到我  
tail\* 尾巴  
don't = do not 不, 没

### Lesson Five

body 身体  
arm 手臂  
hand 手  
leg 腿  
foot (p/. feet) 脚  
PE 体育  
student 学生  
up 向上  
line\* up 排队  
left 左侧; 左边的  
right 右侧; 右边的, 正确的  
put 放, 摆  
dog 狗  
stand 站立  
stand up 起立  
on 在……之上  
put up 举起  
shake\* 摇晃

shake\* hands 握手  
with 和……, 与……

## Lesson Six

hair 头发  
finger\* 手指头  
eat 吃  
find 找到  
hear 听  
his 他的  
look like 看起来像  
hot dog 热狗  
can't = cannot 无法; 不能  
watch 手表; 注视  
worry 担忧  
really\* 真的

# Unit Three

## Lesson Seven

colour 颜色; 给……上颜色  
dress 连衣裙  
blue 蓝色; 蓝色的  
shoes 鞋子  
pink 粉红色; 粉红色的

hat\* 帽子  
they 他们  
coloured 彩色的

## Lesson Eight

trousers 长裤  
brown 棕色; 棕色的  
white 白色; 白色的  
bird 小鸟  
sun 太阳  
aren't = are not 不是  
planet\* 星球  
sky\* 天空

## Lesson Nine

black 黑色; 黑色的  
flower 花  
colourful\* 彩色的  
bee 蜜蜂  
I've got = I have got 我有  
a pair of\* 一对  
pick\* 摘  
hurt\* 使受伤, 感到疼痛  
a lot\* 在很大程度上



# Unit Four

## Lesson Ten

gift\* 礼物

shirt 衬衣

shorts 短裤

socks 袜子

happy 快乐的, 幸福的

welcome 受欢迎的

You're welcome. 别客气。

put on 穿上

never mind\* 不要紧

wear 穿

year 年

## Lesson Eleven

coat 外套

cap (有帽檐的) 帽子

sweater 毛线衫, 针织套衫

weather 天气

achoo\* 阿嚏 (打喷嚏声)

about 关于, 对于

what about... ……怎么样

warm 暖和的

enough\* 足够地

why 为什么

hole\* 洞, 窟窿

cool 时髦的, 凉的

## Lesson Twelve

skirt 短裙

long 长的

short 短的

clothes 衣服

try on 试穿

mirror\* 镜子

where 哪里

## Names

Jenny 珍妮

Jack 杰克

Peter 彼得

John 约翰

Lisa 莉萨

# Word List

(带\*号词为课标二级词汇以外的词，只做理解要求，不需要掌握和应用)

## A

a lot\* 在很大程度上  
a pair of\* 一对  
about 关于，对于  
achoo\* 阿嚏（打喷嚏声）  
again 又，再次  
any 一些，一点  
apple 苹果  
aren't = are not 不是  
arm 手臂

## B

banana 香蕉  
bee 蜜蜂  
begin 开始  
bird 小鸟  
black 黑色；黑色的  
blue 蓝色；蓝色的  
body 身体  
brown 棕色；棕色的  
buy 买

## C

can't = cannot 无法；不能  
cap (有帽檐的) 帽子  
China 中国  
close 关，闭  
clothes 衣服  
coat 外套  
cold 冷的  
colour 颜色；给……上颜色  
coloured 彩色的  
colourful\* 彩色的  
cool 时髦的，凉的  
cup\* 茶杯

## D

do 做  
dog 狗  
don't = do not 不，没  
dress 连衣裙

## E

ear 耳朵

eat 吃

enough\* 足够地

eye 眼睛

## F

find 找到

finger\* 手指头

flower 花

foot (pl. feet) 脚

from 从, 来自

fruit 水果

full 满的, 饱满的

## G

gift\* 礼物

glass\* 玻璃杯

grape\* 葡萄

green 绿色; 绿色的

## H

hair 头发

hand 手

happy 快乐的, 幸福的

hat\* 帽子

head 头

hear 听

help 帮助

his 他的

hole\* 洞, 窟窿

hot dog 热狗

hot 热的

how many 多少

hurt\* 使受伤, 感到疼痛

## I

ice cream 冰淇淋

I'd = I would\* 我想

I've got = I have got 我有

## J

juice 果汁

## L

left 左侧; 左边的

leg 腿

like 喜欢；像，相似

line\* up 排队

long 长的

look like 看起来像

lychee\* 荔枝

## M

mirror\* 镜子

more\* 更多的

mouth 嘴

much 许多的；非常

my turn 轮到我

## N

never mind\* 不要紧

never\* 从未，绝不

nose 鼻子

## O

on 在……之上

only 唯一的，仅有的

orange 橘子，橙色；橙色的

## P

PE 体育

pear\* 梨

pick\* 摘

pink 粉红色；粉红色的

planet\* 星球

put on 穿上

put up 举起

put 放，摆

## R

ready\* 准备好的

really\* 真的

red 红色；红色的

right 右侧；右边的，正确的

## S

shake\* 摇晃

shake\* hands 握手

shirt 衬衣

shoes 鞋子

short 短的

shorts 短裤

skirt 短裙



sky\* 天空

small 小的

socks 袜子

sour\* 酸的

stand up 起立

stand 站立

student 学生

sun 太阳

sure\* 当然可以；确信的

sweater 毛线衫，针织套衫

sweet 甜的

## T

tail\* 尾巴

tea 茶

they 他们

too 也，太

touch\* 触摸

trousers 长裤

try on 试穿

try 尝试

turn around 转身

turn 转动；轮到……的机会

## U

up 向上

## V

very 很，非常

## W

warm 暖和的

watch 手表；注视

watermelon\* 西瓜

wear 穿

weather 天气

welcome 受欢迎的

well done 做得好

what about... ……怎么样

where 哪里

white 白色；白色的

why 为什么

will\* 将

with 和……，与……

worry 担忧

would\* 愿，要

## Y

year 年

yellow 黄色；黄色的

You're welcome. 别客气。

yummy\* 美味的，滋味好的



同学们，学过这本教材之后，你们和书中的六个小伙伴，特别是来自外星球的 Danny 交上朋友了吗？你能像他们一样说出一些英语、用英语与人进行简单的交流了吗？你喜欢上这套教材、喜欢上学习英语了吗？我们真切地希望你们能够继续努力，在课堂上、在生活中大胆地使用英语，多用英语做事，让学英语和用英语成为自己生活的一部分。

这套教材从构思到创作完成都倾注着一批优秀的教学和教材编写专家的心血，凝结着他们的智慧与汗水。除主编、执行主编及主要编者以外，我们还要特别感谢曾经为这套教材辛勤付出、无私奉献的一批优秀教师和其他编写人员，他们是：鲁宗干、张杰、李季、匡丽亚、彭雪红、区碧茹、杨柳青和许桦淳。没有他们和编写组的共同努力，就没有这套教材。

我们期待同学们在不久的将来能用英语在广阔的世界舞台上展示自己的才能，能和不同肤色、不同种族的人一起共建美好的地球村！

本教材编写组  
2013 年 6 月











# English *in* Action



绿色印刷产品

