

义务教育教科书



义务教育教科书

ENGLISH

英语

(三年级起点)

五年级下册

五年级下册



河北教育出版社

河北教育出版社



绿色印刷产品



定价：6.00元

全国价格举报电话：12315

义务教育教科书

ENGLISH

英语

(三年级起点)

五年级下册

[中 国] 河 北 教 育 出 版 社
[加 拿 大] DC加拿大国际交流中心 合作编写



河北教育出版社

致同学

亲爱的同学们，新学期开始啦！

上学期，你们知道李明和妈妈还有丹尼、詹妮制定了旅行计划，他们要一起去北京旅行。本学期这次快乐的旅行就开始了！

你们想知道李明、丹尼和詹妮在去北京的旅途中发生了什么趣事吗？

你们想知道他们参观天安门、故宫，登长城时发生了什么吗？他们去王府井购物了吗？

你们想知道他们怎样与家人和朋友联系吗？那就开始我们这学期的学习之旅吧！

同学们，这学期你们将学习用英语描述正在发生的事情和过去发生的事情，这些表达形式有什么变化，有什么规律呢？在学习中，你们要注意比较，发现规律，认识规律，并运用规律。这样，许多问题就会迎刃而解！相信你们一定能学得很棒！



CONTENTS



Unit 1 Going to Beijing1

Unit 2 In Beijing19

Unit 3 Writing Home37

Unit 4 Did You Have a Nice Trip?55

***Words in Each Unit*73**

***Vocabulary*75**

***Reading for Fun*80**



UNIT 1

Lessons 1~6










Going to Beijing



Lesson 1 I Am Excited!

1 Please don't run!

It's Monday morning. Mrs. Li, Li Ming, Jenny and Danny go to Beijing today. They arrive at the train station. Danny runs to the train.

<p>1</p>  <p>Danny! Please don't run!</p>	<p>2</p>  <p>Walk, please, Danny.</p> <p>Sorry.</p>
<p>3</p>  <p>I'm excited!</p> <p>Me, too! I want to jump!</p>	<p>4</p>  <p>I want to sing! I want to dance!</p>
<p>5</p>  <p>Please don't jump! Please don't sing! Please don't dance!</p>  <p>I'm sorry.</p>	
<p>6</p>  <p>That's okay, Danny. Please sit down.</p> <p>Yes, Mrs. Li. I'm sitting down. Yikes!</p>	<p>7</p>  <p>Please don't sit down. Please stand up.</p>  <p>Yes, Mrs. Li.</p>

2 Let's do it!


1. Read and match.




- a. Don't go straight.
- c. Don't ride a bike.
- e. Don't eat or drink.

- b. Don't turn left.
- d. Don't swim.
- f. Don't walk on the grass.


2. Look, say and write.



- a. Please don't sit down.
Please stand up.



- b. _____




- c. _____


Lesson 2 What Are You Doing?

1 What do they see on the train?

Jenny is looking out of the window on the train.



Danny is not looking out of the window. What is Danny looking at?



2 What are you doing?

Li Ming: Jenny, what are you doing now?

Jenny: I am drawing a picture.
What are you doing?

Li Ming: I'm reading a book.

Jenny: Danny is singing a song to your mother.

Mrs. Li: Danny, please don't sing!



3 Let's do it!

1. Read Part 1 and Part 2. Tick or cross.

- ☐ a. Jenny sees many trees.
- ☐ b. Danny is pointing at the food.
- ☐ c. Jenny is drawing a picture on the train.
- ☐ d. Li Ming is reading the newspaper.
- ☐ e. Mrs. Li likes Danny's song.

2. Pair work. Point and talk.



What's Jenny doing?

She's singing a song.



draw a picture
have breakfast
sing a song
read a book
wash his hands
make his bed
fly a kite
look out of the window



Lesson 3 Who Is Singing?

1 Is Jenny singing?

Is Jenny singing?



“Are you singing, Jenny?” I ask.

“No, I’m not. The woman behind me is singing,” says Jenny.



“The baby is crying,” I say.

“Yes,” says Jenny. “The baby is tired.”

“Who is talking?” I ask.

“Danny is talking,” says Jenny. “He is talking to the man behind you.”



“Now the baby isn’t crying,” I say.

“Yes,” says Jenny. “The baby is sleeping now.”

2 Let's sing!

Who's singing? Who's singing?

A woman. A woman.

She's singing. She's singing.

She likes to sing to her baby.



Who's sleeping? Who's sleeping?


A baby. A baby.

He is sleeping. He is sleeping.

He likes to play and sleep.

3 Let's do it!

Pair work. Point and talk.



cry
talk
sing
run
walk
jump






Who's crying?

The girl is crying.



Lesson 4 Who Is Hungry?

1 Who is hungry?

<p>1</p> <p>Who is hungry?</p> <p>I'm hungry!</p> 	<p>2</p> <p>Would you like some fruit?</p> <p>Yes, please. I'd like an apple and an orange, Mrs. Li.</p> 
<p>3</p> <p>Would you like some fruit, Li Ming?</p> <p>No, thanks, Mum. I'm thirsty.</p> 	<p>4</p> <p>Would you like some water?</p> <p>No, thanks. I'd like some tea, please.</p> 
<p>5</p> <p>I'm not hungry, and I'm not thirsty, Mrs. Li. But I'd like some candy. I like candy very much!</p> <p>Me, too.</p> <p>Okay. Here you are!</p> 	

2 Let's do it!

1. Pair work. Look and talk.



Would you like some milk?



No, thanks.



2. Look and write.



The baby is tired.

He is sleeping.









tired
thirsty
hungry
happy
sad
sleep
drink
eat
sing
cry

Lesson 5 What Are They Doing?

1 People on the train

Li Ming: What is the baby doing now, Jenny?

Jenny: I don't know. I can't see the baby.

Li Ming: What is the woman doing now?

Jenny: She's reading the newspaper.

Who is playing?



Li Ming: The man behind me is playing cards with his friends. They're having fun.

Jenny: Where is Danny?

Li Ming: I don't know.

Jenny: Danny? Danny? Oh, no! I can't find Danny! DANNY!



Danny: Jenny!

Jenny: Oh! There you are.

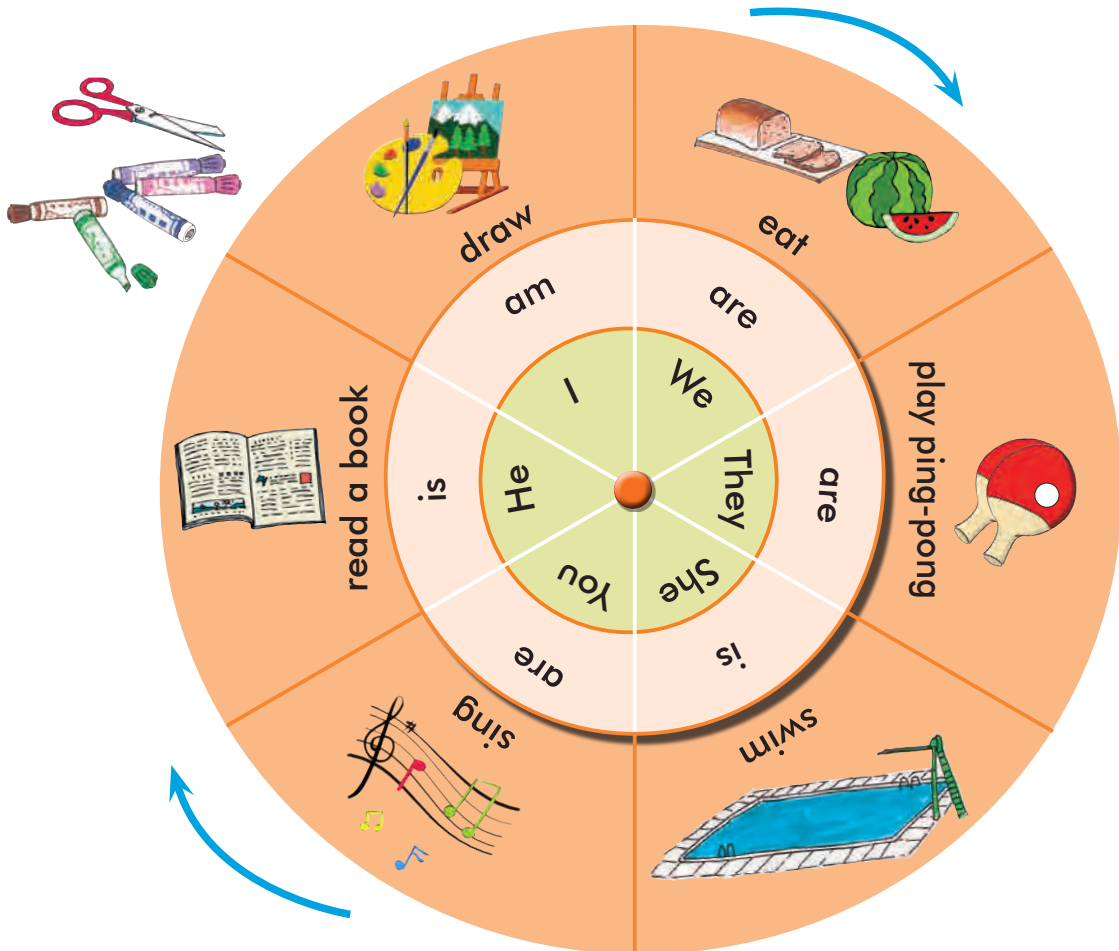
Danny: I'm playing with the baby.

Jenny: May I play with the baby, too?

Danny: Sure!

2 Let's do it!

Make, spin and write.



I am drawing.

We are eating.

3 Listen and repeat.

'chicken

'doctor

'trousers

'subject

'science

'welcome

,thir'teen

,Chi'nese

Lesson 6 Danny Is Lost!



Story time

1



Jenny, Danny, Li Ming and Mrs. Li are going on a trip to Beijing. Mr. Li drives them to the train station.

2



Li Ming gets the tickets.

3




Then they go to the train. They stand beside the train.

Mr. Li says good-bye to them.

"Danny? Oh, no! Where's Danny?" says Jenny. "I can't find Danny! Danny is lost!"


Mr. Li says, "Don't worry, Jenny. I can find Danny."

4



Mr. Li looks for Danny at the train station. "Danny! Danny! Where are you, Danny?" he calls.


There is Danny! He is buying fruit!



Mr. Li says, "Danny! There you are!"
"Hi, Mr. Li!" says Danny. "Do you like these bananas or those bananas?"



"Danny! Don't buy the bananas!" says Mr. Li. "The train is leaving!"



Danny runs to the train.



Danny jumps on the train.
Jenny says, "There you are, Danny!"
Mr. Li says, "Have a good trip!"
"We'll miss you!" says Li Ming.
"I'm hungry!" says Danny.

★ Talk and act

- Who is going to Beijing?
- What happens to Danny?
- Act out the story.



Again, Please!

1 Listen and circle.

1			2		
3			4		

2 Listen and tick.

							
Li Ming							
Father							
Mother							
Aunt							
Uncle							
Jing							

3 Listen and write.

Danny: Hi, Jenny. Let's go shopping.

Jenny: _____. I don't want to go shopping.

I want to _____ a picture.

Danny: Go with me, please!

Jenny: Okay!

(On the street)


Jenny: Danny, please don't _____. Don't _____. Don't _____.

Please walk.

Danny: Okay. Okay. I am sorry.



4 Look, point and write.



1. Who is listening to music?

2. Who is talking?

3. _____?

The boy is running.

4. _____?

The boy is jumping.

5. Who is riding a bike?

6. _____?

The girl is drawing.

5 Read. Tick or cross.

☐ 1. Please sit down.



☐ 2. I see a little star.





☐ 3. The baby is sleeping.



☐ 4. I like candy very much.



6 Look and write.



Mrs. Li: What would you like, Jenny, Danny and Li Ming?

Jenny: I'd like a donut and a _____.

Danny: I'd like some _____, some _____, some _____,
some _____ and some _____.

Li Ming: I'd like an _____, an _____ and an _____, please.

7 Read and match.

1. Please don't run.

2. What are you doing?

3. Would you like some milk?

4. What would you like to drink?

5. Who is singing?

A. I'm reading a book.

B. The girl is singing.

C. Okay. I'm sorry.

D. Yes, please.

E. I'd like some tea.

8 Read and write.



Look at this family. What are they doing? The man is _____ TV. Is the woman watching TV? No. She is _____ a song to the baby. The baby is _____. Look at the boy. He is _____ a picture. What is the girl doing? She is _____ with her toy.

9 Talk about the picture.

























What's the young man doing?



He is listening to music.

10 How am I doing?

	Listening 	Speaking 	Reading 	Writing 	Total stars 
At school 					
At home 					
I am...	 A 10~12   B 7~9   C 1~6 				

UNIT 2

Lessons 7~12

In Beijing



Lesson 7 Arriving in Beijing

1 People in Beijing


Li Ming, Danny, Jenny and Mrs. Li arrive in Beijing at 1:17 in the afternoon. They are on their way to the hotel.



A child is flying a kite. Some children are playing football.



A young woman is singing. Some old women are dancing.



A man is running. Some old men are doing Tai Chi.

2 Let's do it!

1. Read Part 1. Answer the questions.

- When do they arrive in Beijing?
- What do they see on their way to the hotel?
- What do you know about Beijing?



2. Look and match.

1 	2 	3 
4 	5 	6 

- ☐ These people are walking.
- ☐ These men are playing basketball.
- ☐ These women are singing.
- ☐ The girl is running.
- ☐ These children are playing.
- ☐ The woman is listening to music.



Lesson 8 Tian'anmen Square

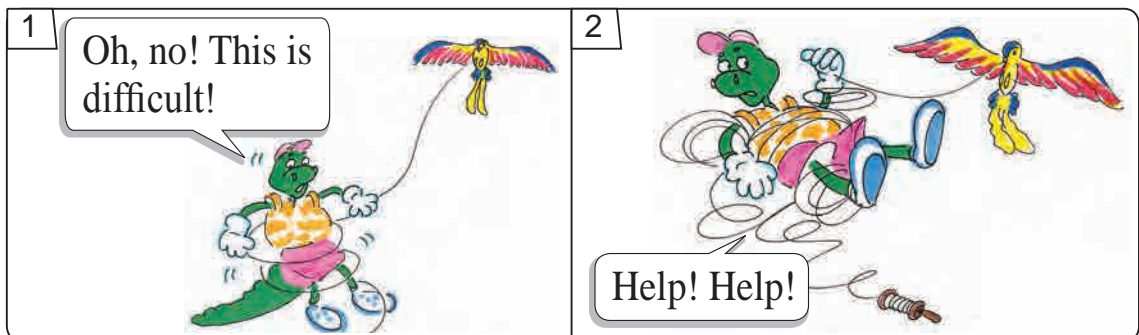
1 On the square



Tian'anmen Square is very big!
There are many people here! Some
people are taking pictures on the
square. There are many children.
They are playing.



“Some men are flying kites!”
says Danny. “Let’s fly a kite.”
“This is easy,” says Jenny.





“Poor Danny! Are you okay?” asks Jenny.
“No! I hurt my arm!” answers Danny.
“Don’t worry. I can help you,” says Jenny.
“Thanks,” Danny says.



Jenny can fly her kite very high. Danny can’t fly a kite. He hurts
his arm. He is sad.

2 Let's do it!

Look, talk and write.



In picture A, there are two men. They are walking.



In picture B, there is one man. He is singing.




In picture A, _____

In picture B, _____

Lesson 9 The Palace Museum

1 At the Palace Museum

It's sunny today. The sky is blue. Danny, Jenny and Li Ming are visiting the Palace Museum. The palace is red and yellow. It's beautiful!



Jenny: How old is the Palace Museum, Li Ming?

Li Ming: It's about six hundred years old.

Jenny: That's old!

Danny: Let's look in the window!


Li Ming: What do you see?

Jenny: I see some chairs and tables. They are old.

Danny: May I take your picture, Jenny?

Jenny: Sure.

Danny: And your picture, too, Li Ming. Please stand beside Jenny.



Danny falls! He hurts his tail! Poor Danny!

2 Let's do it!

Read Part 1. Talk and write.

How old is the
Palace Museum?




It's about 600
years old.

1. How old is the Palace Museum? _____
2. What colour is the palace? _____
3. Are there old chairs and tables in the Palace Museum? _____
4. Does Danny take a picture? _____
5. Does Danny hurt his tail? _____

3 Let's sing!

*Let's take a picture, you and me.
Look at the camera, 1, 2, 3.
Let's take a picture, you and me.
Look at the camera, say cheese!
Okay, okay.
This time, let's make a funny face.
Ready?
Let's take a picture.
1, 2, 3.
You and me.
Say cheese!*



Lesson 10 The Great Wall

1 On the Great Wall



The Great Wall is far from our hotel. We need to take a bus.

Jenny: How old is the Great Wall, Li Ming?

Li Ming: It's about 2000 years old.

Jenny: That's very old.

Danny: How long is it?


Li Ming: About 6000 kilometres.

Danny: That's great!



2 On the way back

On the way back to the hotel, Danny feels tired and hungry. He sees a restaurant. He runs to the restaurant.

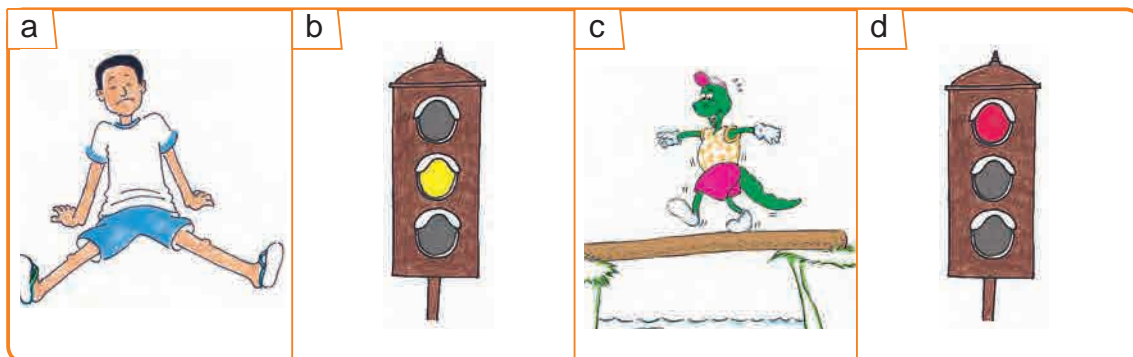


3 Let's do it!

1. Read Part 1 and Part 2. Ask and answer.

- How do they go to the Great Wall?
- How old is the Great Wall?
- How long is the Great Wall?
- How does Danny feel on the way back?
- Is Danny afraid of the cars and buses?

2. Look and write.



- How does the boy feel? He feels tired.
- The light is yellow. Please wait! Don't go!
- Danny can't swim. He is afraid of falling into the water.
- The light is red. Please stop!

3. Talk more about Beijing.




Lesson 11 Shopping in Beijing

1 On Wangfujing Street

Danny, Jenny, Li Ming and Mrs. Li are shopping on Wangfujing Street. Danny's tail hurts, but he loves shopping.

Jenny buys a scarf for her mother, some tea for her father, a kite for her sister and a cap for her brother.



Danny is so busy. He looks in fifteen shops. Mrs. Li, Li Ming and Jenny sit down.

<p>1</p> <p>What time is it, Li Ming?</p> <p>It's 2:30.</p>	<p>2</p> <p>What time is it now?</p> <p>It's 3:00.</p>
---	--

Here's Danny! What does he have? It's a big panda!

<p>3</p> <p>Danny! You can't walk to the hotel with that!</p> <p>Yes, I know. My tail hurts.</p>	<p>4</p> <p>But you don't have a tail, Mrs. Li. You can walk with it! You are so kind.</p> <p>But you don't have a tail, Mrs. Li. You can walk with it! You are so kind.</p>
--	--

2 Let's do it!

1. Read Part 1. Answer the questions.



- Does Danny go shopping?
- What does Jenny buy?
- Is Danny busy?
- What does Danny buy?

2. Read and write.

What do you want to buy for your family?

I want to buy

_____ for my mother,

_____ for my father,



3 Listen and repeat.

'family

,after'noon

'animal

'elephant

ba'nana

'vegetable

'library

'hospital

Lesson 12 A Visit to the Great Wall




Story time

1




Today, Mrs. Li, Jenny, Danny and Li Ming are going to the Great Wall by bus.

2



"In China, we call the Great Wall 'The Ten-Thousand-Li Great Wall'," says Li Ming.

3



"The Great Wall is very old and very long. The oldest part is more than 2000 years old," Li Ming goes on. Danny and Jenny want to know more about the Great Wall.

4

Do you know more interesting things about it?



"Well, in China, people say 'He who does not go to the Great Wall is not a true man'," says Li Ming.

5

"Great! So now I am a true man! Let me write my name on the Great Wall," says Danny.

"No, Danny! Don't draw or write on the Great Wall! Let's keep it clean and beautiful," says Li Ming.

Okay, Li Ming. Sorry.



6



"What a wonderful place to visit!" says Jenny. "We are lucky to see it."

★ Read and talk

- What's the Chinese saying about the Great Wall?
- How can we keep the Great Wall clean and beautiful?
- Talk about the Great Wall with your friends.



Again, Please!


1 Listen and tick.



2 Listen and write.

1. Look, there are many _____ and _____ in the park.
2. Don't be _____. I can _____ you.
3. Mary is playing. She is _____.
4. There are many _____. They are _____.
5. _____! The tea is too hot.

3 Listen and number.



4 Look and write.

girls women men singing crying
sitting happy sad tired



These children are running.
They are hot.



These _____ are _____.
They are _____.



The _____ are _____.
They are _____.



These _____ are _____.
They are _____.

5 Read and match.

1. How old is the Palace Museum?

A. Sure.

2. May I take your picture?

B. No, I can't.

3. Can you fly a kite?

C. The woman is singing.

4. Who is singing?

D. Let me help you.

5. I can't find my camera.

E. It's about 600 years old.

6 Read. Tick or cross.

Friday, Oct. 24

9:30 arrive in Beijing

10:00 go to the hotel

11:30 have lunch in the restaurant

12:10 go to Tian'anmen Square

2:30 visit the Palace Museum

8:30 go shopping on Wangfujing Street

- ☐ 1. Li Lin arrives in Beijing at nine twenty.
- ☐ 2. At ten o'clock, Li Lin goes to the hotel.
- ☐ 3. Li Lin has lunch in the restaurant at half past eleven.
- ☐ 4. At twelve ten, Li Lin goes to the Palace Museum.
- ☐ 5. Li Lin goes shopping at nine thirty in the evening.

7 Complete the dialogue.

Tom: It's sunny today. _____

John: Great! _____

Tom: Let's take a bus.

John: How far is it from here to the park?

Tom: _____

John: It's not far. _____

Tom: Okay!

A. How can we get there?

B. About two kilometres.

C. Let's go to the park.

D. Let's walk.

8 Read and write.

take help for feel be

Sue: Hi, Bill. Here is a new kite _____ you. Can you fly a kite?

Bill: Sorry, I can't.

Sue: It's easy. I can _____ you.

Bill: Oh, it's too difficult.

Sue: _____ careful. The kite is falling. Run! Run!

Bill: The kite is flying. I can fly it.

Sue: Let me _____ your picture. Say cheese.

Bill: Cheese!

Sue: Do you _____ happy today?

Bill: Yes, I do.



9 Look and talk.



Does Danny fly a kite on Tian'anmen Square?
What happens?



Does Danny take a picture at the Palace Museum?
What happens?

























Does Danny go to the Great Wall?
What happens?



Does Danny go shopping on Wangfujing Street?
What happens?

10 How am I doing?

	Listening 	Speaking 	Reading 	Writing 	Total stars 
At school 					
At home 					
I am...	 A 10~12   B 7~9   C 1~6 				

UNIT 3

Lessons 13~18

Writing Home



Lesson 13 Let's Buy Postcards!

1 Postcard, letter and email



These are postcards.
A postcard has a
picture on it.







This is a letter.
We write a letter
on paper.



This is an email.
We write an email
on a computer.

2 In the shop

Jenny, Danny and Li Ming want to buy some postcards. They are in the shop.

<p>1 This postcard has a picture of the Palace Museum!</p>  <p>This postcard has the Great Wall.</p>	<p>2 I want to send this postcard to my mum and dad.</p> 
<p>3 May I see that postcard, please?</p>  <p>Sure!</p>	<p>4 How much is this postcard?</p>  <p>It's two yuan.</p> <p>I'll take nine, please.</p>

3 Let's do it!

1. Look, write and draw.



Li Ming: I want to send a letter to my uncle.



Steven: _____.



Danny: _____.



I: _____.

2. Talk and write.



How much is the postcard? It's three yuan.

_____ is the cap? It's _____.

_____ ? _____.

_____ ? _____.

_____ ? _____.



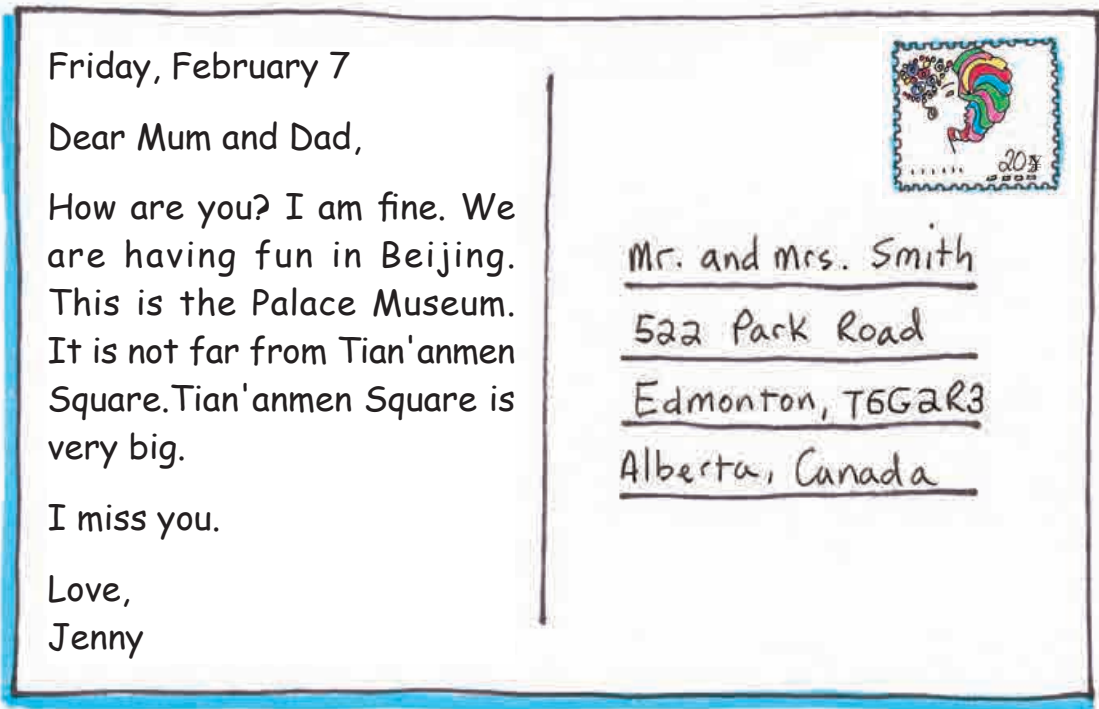
Lesson 14 Jenny Writes a Postcard

1 Let's write a postcard.

I want to send this postcard to my mum and dad.



It has a picture of the Palace Museum.



Where do you write on a postcard? On the left.

Where do you put the address? On the right.

Write the date first.



Don't forget the stamp.

2 Let's sing!

I write you a postcard.
I send it to you.
Here's your address on it,
And a picture, too.



How to write a postcard?
I write on the left.
Put the address on the right.
Yes, we know.

3 Let's do it!

Make a postcard. Write and send it to your friend.



<div data-bbox="253 1366 500 1407"><input type="checkbox"/><input type="checkbox"/><input type="checkbox"/><input type="checkbox"/><input type="checkbox"/><input type="checkbox"/></div>	<div data-bbox="976 1362 1115 1507"></div> <div data-bbox="725 1594 1141 1790"><hr/><hr/><hr/><hr/></div>
---	---

3 Let's do it!

1. Look and write.

How much is...?

How much are...?

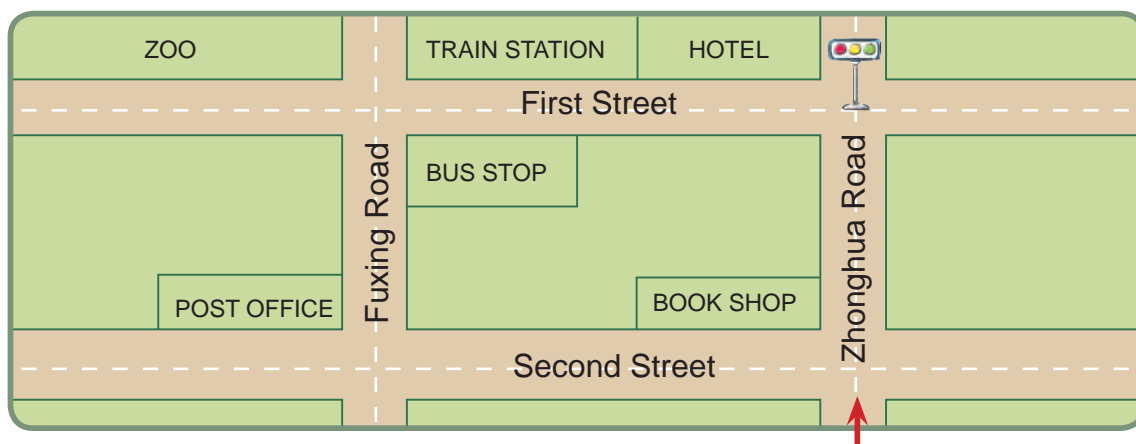
this / that	these / those
 ¥5  ¥15	 ¥30  ¥8

How much is this postcard?

It's five yuan.

How much are these shoes?

2. Look and talk.



Excuse me, where is the hotel?


Thank you.



Go straight. Turn left at the traffic lights. You will see the hotel on the right.

Lesson 16 An Email Is Fast

1 Send an email



To: lidaming@163.com

From: liming@hotmail.com

Subject: How are you?

Dear Dad,

How are you? I'm fine. Beijing is a very big city. It's beautiful!
Mum and I will go back home tomorrow.

See you soon.

Love,
Li Ming



2 Let's sing!

*I write you the email.
No stamp, no pen.
My computer sends it all,
To you, my friend.*

*First write the address,
And who I send to.
Don't forget to write my name,
At the end.*



3 Let's do it!

You can write an email in different ways. Read and number.

- 2 — Hi Steven,
- How are you? I'm having fun in Beijing.
You can buy many things on Wangfujing
Street.
- Your friend,
Jenny



1. Love,/All the best,
2. Dear Steven,/Hello Steven,
3. I'm happy to write to you. I'm in Xi'an. It's great!
I love the food here.

Lesson 17 Danny's Email

1 Danny writes an email.

I'm writing an email to Steven.



To: steven@supermail.com

From: danny@compmail.ca

Subject: Hello!

Dear Steven,

I'm in Beijing. How's the weather in Canada? Is it snowy?
In Beijing, it is sunny. There is no snow. People here are kind.
What a great trip! I'm coming home to Canada on February 8.

Your friend,
Danny

2 Time to go home

What a fun trip!
Beijing is great!



Thank you. We'll miss you, too.

Tomorrow you'll go back to Canada. We'll miss you.



Don't forget to write to us.

3 Let's do it!

Read. Tick or cross.

To: danny@compmail.ca

From: steven@supermail.com

Subject: Hello from Steven!

Dear Danny,

It's cold and snowy in Canada now. I'm wearing my new winter coat. Are there many famous places in Beijing? Remember to take some pictures. I'll be happy to see you again. Say hi to your friends for me.

Your friend,
Steven



- ☐ 1. This is an email from Steven.
- ☐ 2. This email is to Jenny.
- ☐ 3. Steven is Danny's friend.
- ☐ 4. It's sunny in Canada.
- ☐ 5. Steven is in Beijing.

4 Listen and repeat.

an egg

an orange

in front of

a map of China

get up

look at

look out

put on

Lesson 18 Little Zeke Sends an Email



Story time

1



Li Ming, Danny and Jenny are in Beijing. They are sending an email.

2



Jenny says, "Let's send an email to my friend Emma!"

"Where does Emma live?" asks Danny. "She lives in Ottawa," says Jenny. "I want to tell her about our trip." Jenny writes to Emma.

3

*Dear Emma,
I am sending you this email from Beijing. It is two o'clock in the afternoon here. It's one o'clock in the morning in Ottawa! How are you? We are having a great time.*

*See you soon.
Yours truly,
Jenny*

This is Jenny's email.

4

"I also want to send an email to my brother," says Jenny.

"I'm hungry. Let's go to the restaurant to have lunch!" says Danny.

No, Danny, not now!



5

Hey! Look! It's an email for us!



Who is sending us an email?



"I don't know. It's from Ottawa. It's from Emma!" says Jenny. "No way!" says Danny. "Isn't everyone in Ottawa sleeping now?"

6

Dear Jenny,

Thank you for sending an email to Emma. She is fine. She is sleeping in her bed. Everyone is in bed sleeping. I don't have a bed. I sleep in a sock. It is Emma's sock. It is a gift from Emma. I am tired. I want to go to sock now.

Yours truly,
Little Zeke



This is the email from Little Zeke.

7



"Go to sock?" says Danny. "Is that sentence wrong? Does he want to go to bed?"

"Who is Little Zeke?" asks Li Ming.
"I don't know!" says Jenny.

★ Read and talk

- Is the time in Ottawa the same as in Beijing?
- Does Emma send the email to Jenny?
- Where does Little Zeke sleep?



Again, Please!

1 Listen and tick.

1

☐

April 17
Dear Wang Tao,
May I come to
see your school?
Say hi to Xiaowei.
See you soon.
Jeff

☐

2

☐

☐

3

☐


☐

4

☐

☐

2 Listen and match.



mother

Emma

parents

teacher

3 Read and write.

picture how fine left send write right

Tom: Look, Mum! This postcard has a _____ of a panda on it. I want to _____ this postcard to Mike. It's two yuan.

Mum: Okay. Let's take it.

Tom: How do I _____ a postcard?

Mum: You write on the _____. Put the address on the _____.

Tom: Okay.

Dear Mike,

_____ are you? I'm _____. China is great. I am having fun here.

Yours,
Tom

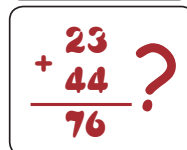
4 Look and write.

1. You write an e _____ on a c _____.



2. Twenty-three and forty-four is seventy-six.

That's w _____.



3. Go straight and t _____ right. Then you can see the cinema.

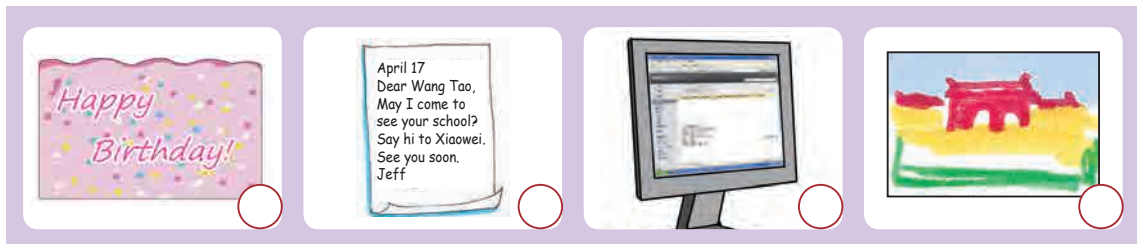


4. I like my English teacher. She is very k _____.



5 Read and match.

1. You don't use your pen. You write and send it on your computer.
What is it?
2. You buy it in a shop when you travel. You send it to your friend or your family. It has a beautiful picture on it. What is it?
3. You write it on paper. You use a stamp. You send it at the post office.
What is it?
4. You write "Happy Birthday!" on it. Then you send it to your friend on his or her birthday. What is it?



6 Look and write.

1. A: Excuse me, how much _____ the toy panda?
B: _____ 30 yuan.
2. A: Hi. How much _____ the postcards?
B: _____ 10 yuan.
3. A: Look! How much _____ the skirt?
B: _____ 85 yuan.
4. A: How much _____ the apples?
B: _____ 8 yuan.
A: I also like those bananas. How much _____?
B: _____ 6 yuan.



7 Read. Tick or cross.



230 Fifth Street,
New York, U.S.

Monday, March 14

Dear Mike,

My name is Anna. I live in New York. I'm ten years old.
I'm tall. I have long brown hair and blue eyes. My
favourite colour is red. I like wearing T-shirts and skirts.
I love reading. I like interesting stories.

I like music and math, too. After school, I play with my
friends. Here's a photo of my friends and me. I'm wearing
a red T-shirt!

What about you?

Please write to me soon.

With love,

Anna

- ☐ 1. Anna is a student.
- ☐ 2. She has short brown hair.
- ☐ 3. Her favourite colour is blue.
- ☐ 4. She likes reading.
- ☐ 5. She likes math.
- ☐ 6. This is a letter from Mike to Anna.



8 Look and say.

Danny and Jenny's Trip



They go on a trip...



They want to buy...



It has...

Jenny wants to...



It has...

Danny wants to...






















Danny sends an email
to...



They have fun in Beijing.

9 How am I doing?

	Listening 	Speaking 	Reading 	Writing 	Total stars 
At school 					
At home 					
I am...	<div>  A 10~12 ★ </div> <div>  B 7~9 ★ </div> <div>  C 1~6 ★ </div>				

UNIT 4

Lessons 19~24

Did You Have
a Nice Trip?



Lesson 19 Li Ming Comes Home

1 Li Ming's story

Mr. Li: Hello, Li Ming! You are back.

I missed you!

Li Ming: I missed you, too.

Mr. Li: Did you have a nice trip?

Li Ming: Yes! I had a great trip!

Mr. Li: What did you do yesterday?

Li Ming: We walked to Wangfujing Street. We shopped there.

I wanted to buy a gift for you. I looked in many shops.

I liked this. Here, it's for you!

Mr. Li: Thank you! Oh! It's a T-shirt!

Li Ming: I have one, too!



2 Walk and walked



Let's find the differences!

1



I often walk to school.




I walked to the park yesterday.

2



I often watch TV at home.



I watched a film last night.

3 Let's do it!

1. Tell Li Ming's story.



had fun



missed



wanted to

walked to
Wangfujing



looked in

Li Ming had fun in
Beijing. He...



2. Ask and answer. Then write.



call my friend



help my parents

What did you
do yesterday?

I called my
friend.



watch TV



wash the clothes



What did you do yesterday?

Lesson 20 Jenny Goes Home

1 Jenny's gift

“Hi, Mum! Did you miss me?” asks Jenny. “Yes, I did! Did you have fun in Beijing?” asks Mrs. Smith.

“Yes, I had fun!” says Jenny.

“What did you do?” asks Mrs. Smith.

“The first day, we went to Tian’anmen Square. It’s so big, Mum!

The second day, we went to the Palace Museum. It’s beautiful!

The third day, we went to the Great Wall. It’s great!”

“Did you go shopping?” asks Mrs. Smith.

“Yes!” answers Jenny. “The fourth day, we went to Wangfujing. This scarf is for you. Here!”







“Thank you, Jenny!”



2 Go and went



Let's find the differences!

1		I go to the library on Sundays.		I went to the cinema yesterday.
2		I see Danny every day.		I saw Mr. Wood yesterday.
3		I eat an apple every day.		I ate an orange yesterday.

3 Let's do it!

1. Read Part 1. Put the sentences in the correct order.

- ☐ Jenny went shopping on Wangfujing Street.
- ☐ Jenny went home.
- ☐ Jenny went to the Palace Museum.
- ☐ Jenny went to the Great Wall.
- ☐ Jenny went to Tian'anmen Square.



2. Look and write.



It was Saturday.

Danny _____ breakfast at 7:00.

Then Danny _____ to the toy shop.

He wanted to buy a toy car.



There he _____ many toys.

He liked them very much.

He went home at 12:00.

He _____ his homework in the afternoon.



In the evening, he _____ on the computer.

go

do

have

play

see

Lesson 21 Look at the Photos!

1 Danny's story

Jenny: Look at this photo. We were on the train to Beijing.

Danny: We played with the baby. It was fun.

Jenny: Danny was at the Palace Museum.


Steven: What happened?

Jenny: He hurt his tail. He was sad.

Jenny: We were on the Great Wall.

Steven: Wow, it's so great!

Jenny: We were very happy.



2 Is and was



Let's find the differences!

1



He is eight years old this year.



He was seven years old last year.

2



I am happy today!



I was sad yesterday.

3











We are in Canada this week.



We were in China last week.

3 Let's do it!

1. Read and write “am”, “is”, “are”, “was” or “were”.

1	 <p>I _____ a baby in 2002.</p>	 <p>I _____ a boy now.</p>
2	 <p>They _____ eggs on June 1.</p>	 <p>They _____ baby chickens now.</p>
3	 <p>Li Ming _____ short in 2003.</p>	 <p>He _____ tall now.</p>
4	 <p>The trees _____ small last year.</p>	 <p>They _____ big now.</p>

2. Talk and write.

Look at this photo. We were
at the Palace Museum. We
went there by bus. We had fun.



My Photo

Lesson 22 Gifts for Everyone

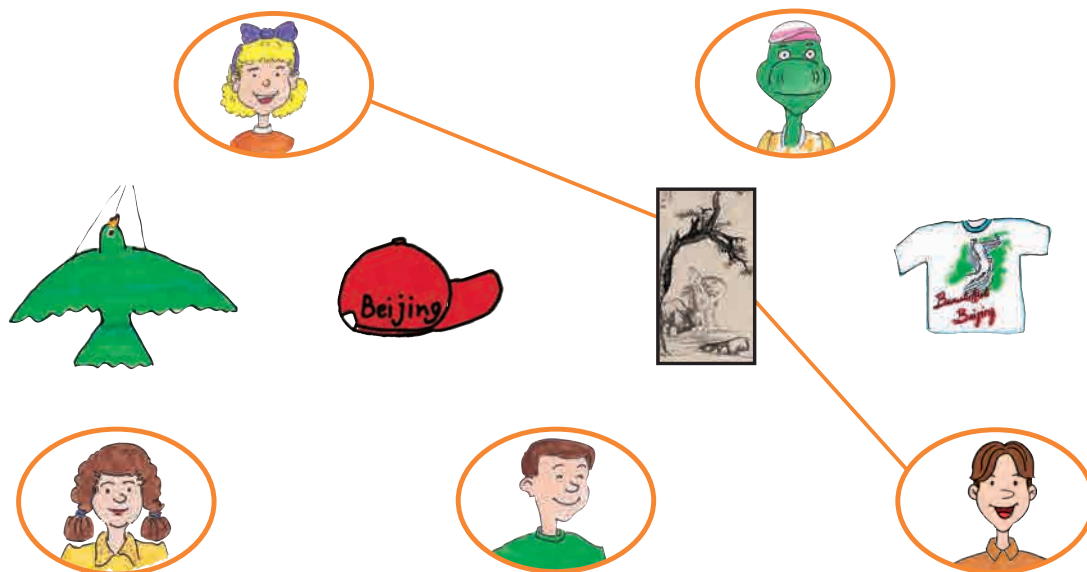
1 Gifts from China

<p>1</p> <p>We bought gifts for you in Beijing.</p> 	<p>2</p> <p>This kite is for you, Steven!</p>  <p>Thanks, Jenny!</p>
<p>3</p> <p>You're welcome. Do you like it?</p>  <p>Yes, I do. Green is my favourite colour.</p>	<p>4</p> <p>I bought this for you, Kim!</p>  <p>Thanks, Danny!</p>
<p>5</p> <p>You're welcome. Try it on!</p>  <p>It's too small for me, but it's good for a baby.</p>	<p>6</p> <p>Here, Mr. Wood. This is for you.</p>  <p>Thank you!</p>
<p>7</p> <p>Let's put it on the wall.</p> 	<p>8</p> <p>Here is a gift for you, Mr. Wood. But, sorry, it's too small.</p>  <p>Thank you, Danny.</p>

2 Let's do it!

1. Look. Draw lines. Retell the story.

Jenny and Danny had a trip to Beijing.
They bought some gifts. Jenny bought
a picture for Mr. Wood...



2. Find the rules. Write more sentences.

I often walk to the park.

I walk~~ed~~ to the zoo yesterday.

They live in Beijing now.

They liv~~ed~~ in Shanghai last year.

It is sunny today.

It ~~was~~ rainy yesterday.

Lesson 23 An Email from Li Ming

1 Li Ming's email

To: jenny@compmail.ca; danny@compmail.ca

From: liming@hotmail.com

Subject: Photos for you

Dear Jenny and Danny,

Here are some photos of our trip to Beijing. I had a great time with you in Beijing. The photo of the panda is for Danny. It is fine! How is Danny's tail? Please write back soon.

Yours truly,
Li Ming

1

Look! Danny was at Tian'anmen Square.



What happened?



I wanted to fly a kite. I hurt my arm and Jenny helped me.

2

This photo is for you, Danny.



That's my panda! Hi, panda! I miss you!



2 Let's do it!

Read Part 1. Answer the questions.



- What did Li Ming send to Danny and Jenny?
- What happened to Danny at Tian'anmen Square?
- Did Danny buy the toy panda in Beijing?

3 Let's chant!



What did you do?
I walked to school.

What did you do?
I went to the zoo.

What did you do?
I watched a kangaroo.

What did you do?
I ate the donuts, too.



4 Listen and repeat.

I like it very much.

Look at the picture.

Let's put it on the wall.

There are many tables in the room.

Lesson 24 A Gift for Little Zeke



Story time

1



Little Zeke lives in Emma's desk. Emma and Little Zeke are friends. Emma has a sock in her desk. Little Zeke sleeps in the sock.

2

This is for you, Little Zeke.



Thank you, Tess.

Tess is Little Zeke's friend, too. In the morning, Tess puts a hamburger and some milk on Emma's desk for Little Zeke.

3

This book is for you.



Thanks, Mrs. Jones.

This evening, Little Zeke feels sad. Why? Emma's class had a party. Mrs. Jones had gifts for everyone. Was there a gift for Little Zeke? No. Mrs. Jones had a book for Tom. Tom liked it.

4

This ball is for you.



Thank you, Mrs. Jones.

Mrs. Jones had a red ball for Emma. Emma played with her ball.

5

The crayons are for you.



Thank you, Mrs. Jones.

Mrs. Jones had some new crayons for Tess. Tess went to her desk. She worked on a picture with her new crayons.

6



Little Zeke watched Mrs. Jones. He wanted a gift, too.
Does Mrs. Jones know Little Zeke? No. Little Zeke talks to Emma and Tess. He doesn't talk to Mrs. Jones.

7



Little Zeke goes to Mrs. Jones' desk. He writes, "Hi! I'm Little Zeke. I live in Emma's desk."

8



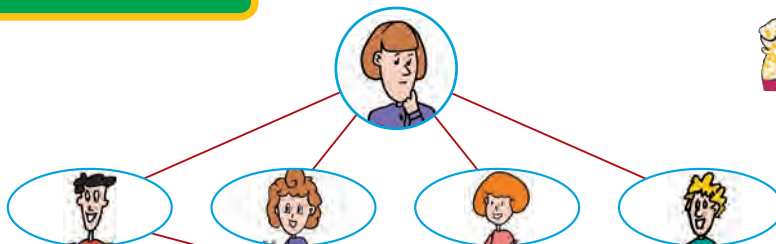
Then he sees a gift. It is in a box. The box has a card. It says "To Little Zeke, from Mrs. Jones." Little Zeke opens the box. It is a little bed!

9



Little Zeke feels very happy. He writes on the blackboard. He writes, "Thank you! Thank you! Thank you!" Then he says, "Time for sock. No! Time for bed!"

★ Match and talk



a ball

crayons

a book

a bed



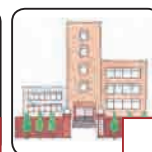

Again, Please!

1 Listen and number.



2 Listen and tick.

1. Where did Tim go yesterday?




2. What does he like to play?



3. What happened to Mike?





4. What did she buy yesterday?



5. When did he arrive in Beijing?



3 Look and match.




- ☐ He walked to school yesterday.
- ☐ They looked in the window and saw some tables.
- ☐ Tim's family watched TV after dinner.
- ☐ Li Ming wanted to send his friend a letter.
- ☐ Jenny bought a scarf for her mother.

4 Read and order.

It was a fine day last Sunday. Wang Lin and I walked to the park together. We played football there. We had a lot of fun. Suddenly the football fell into the lake. We were sad. A dog saw it and jumped into the lake. He swam to the ball and brought it back to us. "Good boy! Thank you!" we said to the dog.



5 Read and write.



watch	jump	buy	go	walk
have	play	are	is	

It _____ May 1 yesterday. I _____ to the zoo with my parents by bus. We _____ around the zoo. We _____ the animals. The elephants _____ games. The monkeys _____ up and down. Later we _____ tired. My mum _____ some ice cream for us. We _____ a nice day.

6 Read and answer.

1. When did you get up last Sunday? _____
2. Where did you go? _____
3. What did you do there? _____
4. Did you have fun? _____
5. When did you come back? _____

7 Look and write.

Jenny's Day



I _____ breakfast
at seven yesterday.



I _____
_____ at seven in
the evening.



Then, I _____ to
school at seven thirty.



I _____
at _____ past eight.



I _____ four lessons
in the morning and two
in the afternoon.



I _____
_____ at nine ten.




I _____ games
with my friends after
school.



I _____ to bed
at half past nine.

My Day


8 Look and say.



It was...



Ann's family
walked to...



Her parents
bought...



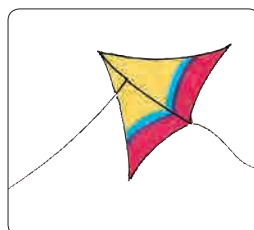
She bought...




Then they went...



They looked at...

























They flew...



They took...

9 How am I doing?

	Listening 	Speaking 	Reading 	Writing 	Total stars 
At school 					
At home 					
I am...	<div>  A 10~12  </div> <div>  B 7~9  </div> <div>  C 1~6  </div>				

Words in Each Unit

(注：本表所列词汇要求学生听懂、会说、认读和书写)

Unit 1

run 跑	(1)
sorry 对不起, 不好意思(道歉时用)	(1)
jump 跳; 跳跃	(1)
sing 唱; 演唱	(1)
dance 跳舞	(1)
sit 坐	(1)
down 向下; 朝下; 沿着	(1)
stand 站立; 直立	(1)
up 向上; 在上面	(1)
see 看见; 明白; 会见(过去式为 saw)	(2)
look 看; 瞧	(2)
look out of 从……向外看	(2)
look at 看(某人或某物)	(2)
boy 男孩	(2)
girl 女孩	(2)
now 现在	(2)
draw 画	(2)
picture 图画; 照片	(2)

woman 女人	(3)
baby 婴儿	(3)
cry 哭; 哭泣; 喊叫	(3)
talk 交谈; 讨论	(3)
man 男人	(3)
sleep 睡觉; 入睡	(3)
who 谁	(4)
hungry 饥饿的	(4)
water 水	(4)
tea 茶	(4)
candy 糖果	(4)

Unit 2

people 人们	(7)
many 许多的; 许多	(7)
child 孩子(复数形式为children)	(7)
women 女人(woman 的复数形式)	(7)
men 男人(man 的复数形式)	(7)
say 说	(8)
help 救命; 帮助	(8)

worry 担心; 担忧	(8)	email 电子邮件	(16)
sad 悲伤的	(8)	idea 想法; 主意	(16)
take 乘坐; 买下; 拍照	(9)	computer 电脑	(16)
take a picture 拍照	(9)	use 使用; 利用	(16)
be 是; 存在(<i>am, is, are</i> 等的原形动词)	(9)	kind 友好的; 体贴的	(17)
feel 觉得; 感到	(10)	us 我们(<i>we</i> 的宾格形式)	(17)
tired 疲劳的; 累的	(10)	Unit 4	
stop 停下, 停止; (公共汽车、火车站)	(10)	story 故事	(19)
wait 等待	(10)	did 做, 干; 助动词(<i>do</i> 的过去式)	(19)
afraid 害怕, 畏惧	(10)	yesterday 昨天	(19)
for 为……; 给……	(11)	night 夜晚, 晚上	(19)
busy 忙碌的	(11)	had 有; 吃; 进行(活动)(<i>have</i> 的过去式)	(20)
Unit 3		went 去; 走; 离开(<i>go</i> 的过去式)	(20)
much (与 <i>how</i> 连用以询问数量)多少; 很; 非常	(13)	saw 看见(<i>see</i> 的过去式)	(20)
write 写	(14)	ate 吃(<i>eat</i> 的过去式)	(20)
mum 妈妈(非正式用语)	(14)	photo 照片	(21)
dad 爸爸(非正式用语)	(14)	were 是; 存在(<i>are</i> 的过去式)	(21)
dear 亲爱的	(14)	was 是; 存在(<i>am, is</i> 的过去式)	(21)
fine 健康的; 晴朗的	(14)	happy 快乐的; 高兴的	(21)
left 左边的; 左边	(14)	bought 买(<i>buy</i> 的过去式)	(22)
right 右边的; 右边	(14)	back 回原处; 向后	(23)
turn 转向; 转弯	(15)		
wrong 错误的	(15)		

Vocabulary

(注: 黑体词要求听懂、会说、认读和书写; 白体词要求听懂、会说和认读; 标星号词为超标词)

A

*address 地址	(14)
afraid 害怕, 畏惧	(10)
answer 回答	(8)
arm 胳膊	(8)
*arrive 到达; 抵达	(1)
ask 问; 询问	(3)
ate 吃(<i>eat</i> 的过去式)	(20)

B

baby 婴儿	(3)
back 回原处; 向后	(23)
be 是; 存在(<i>am, is, are</i> 等的原形动词)	(9)
bought 买(<i>buy</i> 的过去式)	(22)
boy 男孩	(2)
busy 忙碌的	(11)

C

can 能; 会(过去式为 <i>could</i>)	(5)
Canada 加拿大	(15)

candy 糖果	(4)
card 纸牌; 卡片	(5)
*careful 小心; 注意	(9)
*cheese 奶酪	(9)
child 孩子(复数形式为 <i>children</i>)	(7)
class 班级; 课	(24)
computer 电脑	(16)
cry 哭; 哭泣; 喊叫	(3)

D

dad 爸爸(非正式用语)	(14)
dance 跳舞	(1)
*date 日期	(14)
dear 亲爱的	(14)
*difference 差异; 不同	(19)
did 做, 干; 助动词(<i>do</i> 的过去式)	(19)
difficult 困难的	(8)
down 向下; 朝下; 沿着	(1)
draw 画	(2)
*drive 开车送(某人); 驾驶	(6)
*dumpling 饺子	(2)

E

easy 容易的	(8)
email 电子邮件	(16)
every 每一个, 每个	(20)
*everyone 每人; 人人	(18)
*excited 激动的; 兴奋的	(1)
*excuse 劳驾, 请原谅	(15)

F

*fall 落下; 跌落	(9)
feel 觉得; 感到	(10)
find 发现; 找到	(5)
fine 健康的; 晴朗的	(14)
first 第一; 首先	(14)
football 足球	(7)
for 为……; 给……	(11)
*forget 忘记	(6)
fourth 第四	(20)
*fun 乐趣; 快乐	(5)

G

*gift 礼物	(18)
girl 女孩	(2)
good-bye 再见	(6)

H

had 有; 吃; 进行(活动) (<i>have</i> 的去式)	(20)
--	------

*hamburger 汉堡包	(24)
*happen 发生	(21)
happy 快乐的; 高兴的	(21)
help 救命; 帮助	(8)
high 高; 高的	(8)
home 家; 在家, 回家	(16)
*hotel 宾馆	(7)
hundred 一百	(9)
hungry 饥饿的	(4)

*hurt (使)受伤; 感到疼痛(过去式为 <i>hurt</i>)	(8)
--------------------------------------	-----

I

idea 想法; 主意	(16)
--------------------	------

J

jump 跳; 跳跃	(1)
-------------------	-----

K

*keep 使保持在(某一状态)	(12)
*kilometre 千米; 公里	(10)
kind 友好的; 体贴的	(17)

L

*last 上一个的; 最后的	(19)
left 左边的; 左边	(14)
*letter 信; 字母	(13)

little	小的; 年幼的	(18)		
look	看; 瞧	(2)		O
look at	看(某人或某物)	(2)	o'clock	……点钟 (18)
look out of	从……向外看	(2)	often	时常; 常常 (19)
* lost	迷路的; 丢失的	(6)	okay	对; 好; 行; 平安(= OK) (1)
* lucky	幸运的	(12)	* oldest	最古老的 (12)
lunch	午餐	(18)	open	打开 (24)
			or	或者; 还是 (6)
			Ottawa	渥太华 (18)
			* out	(从……里)出来 (2)
				P
M			* palace	宫殿 (9)
man	男人(复数形式为 <i>men</i>)	(3)	Palace Museum	故宫 (9)
many	许多的; 许多	(7)	* paper	纸; 纸张 (13)
me	我(<i>I</i> 的宾格形式)	(1)	* part	部分 (12)
* more	更多; 更多的	(12)	party	聚会; 宴会 (24)
Mr.	先生(用于男子的姓氏或姓名前)	(6)	people	人们 (7)
Mrs.	夫人; 太太(用在已婚女子的夫 姓或夫的姓名前)	(1)	photo	照片 (21)
much	(与 <i>how</i> 连用以询问数量)多 少; 很; 非常	(13)	picture	图画; 照片 (2)
mum	妈妈(非正式用语)	(14)	* point	指, 指向 (2)
* museum	博物馆	(9)	* poor	可怜的 (8)
			* post office	邮局 (15)
			* postcard	明信片 (13)
			put	放; 安置 (14)
				N
* need	需要	(10)		
* newspaper	报纸	(5)		
night	夜晚, 晚上	(19)		
now	现在	(2)		

right 右边的; 右边 (14)

run 跑 (1)

R

sad 悲伤的 (8)

say 说 (8)

***scarf** 围巾 (11)

second 第二 (20)

see 看见; 明白; 会见(过去式为
saw) (2)

***send** 邮寄; 发送 (13)

***sentence** 句子 (18)

sing 唱; 演唱 (1)

sit 坐 (1)

sit down 坐下 (1)

***sky** 天空 (9)

sleep 睡觉; 入睡 (3)

snowy 多雪的 (17)

***so** 这么, 这样; 那么, 那样; 因
此, 所以 (11)

some 一些 (2)

song 歌曲 (2)

***soon** 很快; 马上; 不久 (16)

sorry 对不起, 不好意思(道歉时用)
(1)

***square** 广场 (8)

***stamp** 邮票 (14)

S

stand 站立; 直立 (1)

stand up 站立; 起立 (1)

***station** 火车站 (1)

stop 停下, 停止; (公共汽车、火
车站)站 (10)

story 故事 (19)

***straight** 笔直地; 直的 (15)

***sure** 当然 (5)

T

table 桌子 (9)

***tail** 尾巴 (9)

take 乘坐; 买下; 拍照 (9)

take a picture 拍照 (9)

talk 交谈; 讨论 (3)

tea 茶 (4)

tell 告诉 (18)

***than** 比 (12)

thank 致谢, 道谢 (4)

them 他(她、它)们(*they* 的宾格形
式) (6)

then 然后; 接着 (6)

there 在那里; 到那里 (2)

***thing** 事情; 事物, 东西 (12)

third 第三 (20)

***thirsty** 渴的; 口渴的 (4)

thousand 一千 (12)

***ticket** 票; 车票 (6)

time 时间 (11)

tired 疲劳的; 累的
tomorrow 明天
*traffic 交通
*trip 旅行, 旅游
*true 真正的; 确实的
*truly 真诚地, 诚恳地
try 试; 努力
try on 试穿
turn 转向; 转弯

U

up 向上; 在上面
us 我们(*we*的宾格形式)
use 使用; 利用

V

very 很, 非常
visit 参观; 拜访

W

wait 等待
*wall 城墙; 围墙

(10) **was** 是; 存在(*am, is* 的过去式) (21)
(16) **water** 水 (4)
(15) **well** (说话时稍微停顿)对了, 噢;
(6) 健康 (12)
(12) **went** 去; 走; 离开(*go*的过去式)
(18) (20)
(22) **were** 是; 存在(*are*的过去式) (21)
(22) **who** 谁 (4)
(15) *will 会, 要(用以表示对未来事物的预料); 将要 (16)
woman 女人(复数形式为*women*)
(1) (3)
(17) **worry** 担心; 担忧 (8)
(16) *would 要; 肯(表示喜欢、愿意)
(4)
write 写 (14)
(4) **wrong** 错误的 (15)
(12)

Y


yesterday 昨天 (19)
(10) *yours 你的; 你们的 (18)
(10)

Names


Emma 埃玛
Jones 琼斯
Tess 苔丝

Tom 汤姆
Zeke 齐克

The Tortoise and the Hare



One day, a tortoise was walking down the road. He was walking very slowly. A hare came along and saw the tortoise.




"What are you doing, Mr. Tortoise?" asked the hare.

"I'm walking," said the tortoise.

"Your legs are too short, and you are so slow!" laughed the hare.

"You are wrong. I'm not slow, but I don't like to hurry," said the tortoise.



"Well, let's have a race," said the hare. "Let's see who can get to the lake first." "OK," said the tortoise. "I'm going to win!" said the hare, and he ran down the road.



The hare ran and ran. Soon he came to a tall tree. "Where is the tortoise? I can't see him. He is far behind me," he thought. Then he went to sleep under the tree.




The tortoise walked and walked. After a long time, he came to the tall tree. He saw the hare. He was hot and tired, too. But he didn't stop.



The hare opened his eyes. "Ah! What a nice sleep! Where is the tortoise now? Oh, no! Did I sleep too long? I must hurry!"



The hare ran down the road to the lake. Soon he saw the lake.



The hare got to the lake. Then he saw the tortoise. The tortoise was there waiting for him. The tortoise laughed and said, "I win the race!"

tortoise 乌龟

laugh 笑; 发笑

thought 认为; 以为 (*think* 的过去式)

hare 野兔


hurry 匆忙

along 向前; 来到

win 获胜, 赢

must 必须


The Dog and the Bone




One day, a dog was taking a walk in the city park. He saw a bone in the grass. He was very happy.




The bone was very heavy, but the dog didn't want any help. Why? Because he didn't want his friends to eat any of the bone.



"I can carry the bone to the forest! It is far from the park. My friends can't find me there," he thought.



So the dog walked to the forest, carrying the heavy bone in his mouth. He carried the bone down a road.



Then the dog saw a big lake. He looked in the water. In the water, he saw a dog. The dog had a very big bone.



"That bone is bigger than mine," thought the dog. "I want my bone and that bone, too." He looked at the dog in the water, and the dog in the water looked at him. "Give me your bone!" he barked at the dog in the water.



When he barked, his bone fell into the lake.





Now the dog didn't have two bones. He didn't have any bones!
Did he learn a lesson? Yes! Be happy with the bone you have.

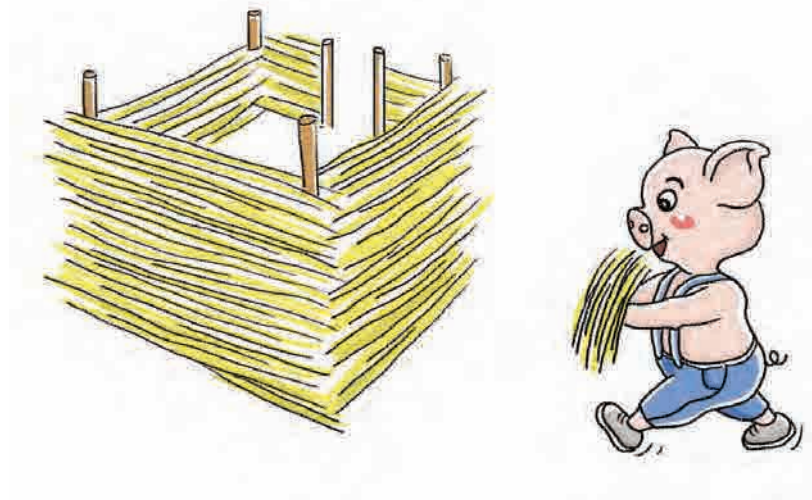
bone 骨头
carry 拿; 运送

heavy 重的
bark 吠叫


Three Little Pigs



Long ago, there were three little pigs. When they grew up, they left home to build their own houses.




The first little pig built a house of hay. It was easy to make. It took him one day to build the house. Then he went to play.



The second little pig built a house of wood. It took him three days. He was very happy. He thought his house was nice.




The third little pig built a house of stone. It was hard. It took him three months to finish the house. He was tired but happy. The house was strong and beautiful.



One day, a bad wolf came. He was hungry – VERY hungry. He liked to eat little pigs. He came to the hay house. "Come out, little pig. I want to eat you!" roared the wolf. The first little pig locked the door. But the wolf blew the hay house down. The first little pig ran to the second pig's house.



The wolf ran after him to the house made of wood. "Come out, little pigs. I want to eat you!" roared the wolf. The two little pigs locked the door. But the big bad wolf blew and blew... and the wooden house fell down. The two little pigs ran to the third pig's home.



The bad wolf ran after them to the stone house. The three pigs hid inside the house. They were afraid. The wolf blew and blew. The stone house was very strong. He couldn't blow it down. Finally the wolf gave up and went away. The three little pigs were saved.

long ago 很久以前

hay 干草

roar 吼叫

wooden 木制的

give up 放弃

grow up 长大

wood 木头

blew 吹 (*blow*的过去式)

hid 藏; 躲避 (*hide*的过去式)

save 救; 拯救

build 建造

finish 完成

lock 锁上