



定价：4.90 元

全国价格举报电话：12315

义务教育教科书



义务教育教科书

# ENGLISH

## 英语

(一年级起点)

六年级上册

英语 (一年级起点)

六年级上册



河北教育出版社

河北教育出版社

义务教育教科书

# ENGLISH

# 英语

(一年级起点)

六年级上册

[中 国] 河 北 教 育 出 版 社  
[加 拿 大] DC加拿大国际交流中心 合作编写



河北教育出版社

# 致同学

亲爱的同学们，欢迎你们进入六年级！

这学期你们将了解李明在加拿大的生活、加拿大的季节特点以及重要的节日。

你们想知道李明和好朋友丹尼、詹妮在寒冷的冬季会做些什么吗？

你们一定知道圣诞节。你们知道如何装饰圣诞树吗？你们还想了解更多关于圣诞节的习俗吗？你们想知道圣诞节和春节有什么异同吗？那就开始这学期的学习吧！

同学们，这学期你们将学习用英语描述将来要发生的事情，这种语句有什么变化，有什么规律可循呢？在学习中，你们要注意发现语言的规律并能运用规律举一反三。这样，学好英语就非常容易了！

同学们，你们要多参与英语学习活动，注意总结自己学习过程中的进步与不足，经常与老师和同学交流学习体会，探索适合自己的英语学习方法。相信你们一定能学得很棒！



# CONTENTS



<b>Unit 1</b>	<b>Fun for You and Me</b>	<b>..... 1</b>
<b>Unit 2</b>	<b>Winter in Canada</b>	<b>..... 17</b>
<b>Unit 3</b>	<b>Christmas</b>	<b>..... 33</b>
<b>Unit 4</b>	<b>The Spring Festival</b>	<b>..... 49</b>
	<i>Word List</i>	<b>..... 65</b>
	<i>Vocabulary</i>	<b>..... 69</b>





# UNIT 1

Lessons 1~6

**Fun for You and Me**



# Lesson 1 Let's Watch TV!

## 1 May I turn on the TV?

It's Saturday. Danny, Jenny, Li Ming and Tom are at Jenny's house.

**Jenny:** Well, what should we do? What do you usually like to do on Saturday?

**Tom:** I usually play football on Saturday afternoon. My father likes football, too.

**Danny:** I usually watch TV. May I turn on the TV, Jenny?

**Jenny:** Sure.



**Jenny:** What TV programs do you like to watch?

**Tom:** I like to watch football and basketball.

**Li Ming:** I like to watch ping-pong. What do you like to watch, Danny?


**Danny:** I like to watch talk shows. They always make me laugh. How about you, Jenny?

**Jenny:** I like to watch *Animal World*. I learn a lot about different animals around the world.

**Li Ming:** I like that program, too.

**Danny:** (*He changes the channel.*) Here it is. I love animals.

**Jenny:** Thank you, Danny.



## 2 Let's do it!

1. Read and answer.

- Does Li Ming like to watch ping-pong?
- What TV programs does Danny like to watch?
- What TV programs does Tom like to watch?
- What do they watch at last?


2. Talk in pairs.




# Lesson 2 Turn off the Computer!

## ① Time to go to bed

Danny likes to listen to music on Saturdays.



It's 9:00 in the evening. He is singing along with the music.



He finds a nice Chinese song.

His mother comes into his room again.



## 2 Let's do it!



1. Are computers good or bad? Read and answer.



We use computers in many ways. We do our homework on computers. We draw beautiful pictures. We listen to music and watch movies. We read news. We talk with friends. We shop online. But we must be very careful. Some people play computer games all night long and they fall ill. And if we sit at the computer too long, our eyes may hurt. So, turn off your computer at the right time!

- What's good about computers? Circle the sentences with your red marker.
- What's bad about computers? Circle the sentences with your green marker.

2. Have a debate. One group thinks it's good to have computers. The other group thinks it's bad to have computers.

I think computers are good. We can do many things on the computer.



I think computers are bad. Sitting for a long time at the computer is bad for our health.

## 3 Let's chant!



*Clap your hands. Stamp your feet.  
Make some music. Make it loud and sweet.*


*It can make you happy. It can make you sad.  
Music is so good. It can't be bad.*



# Lesson 3 At the Cinema

## ① What film do you want to see?

*It's Sunday afternoon. Li Ming, Danny and Jenny are going to the cinema to see a film.*



**Jenny:** What film do you want to see, Li Ming?

**Li Ming:** I want to see *Toy Story*. Do you want to see it, Danny?

**Danny:** No! I don't want to see that!

**Li Ming:** Why not?

**Danny:** It doesn't sound interesting.

**Li Ming:** Do you want to see *The Lion King*?

**Danny:** It looks interesting, but *Kungfu Dinosaur* also looks very good.

I think *Kungfu Dinosaur* looks too scary.



I don't think it looks scary. It looks funny.



Let's see *Kungfu Dinosaur*.



## 2 At the cinema

*Jenny, Danny and Li Ming buy tickets for the film.*



## 3 Let's talk! 🗣️🗣️

- What film did you see last month?
- Who did you go to the cinema with?
- Did you like the film? Why or why not?

Now, let's talk about films.



# Lesson 4 Let's Have a Party!

## ① I can play the piano

My grandma's birthday is coming.  
We want to have a party for her.  
What can we do at the party?



1

I play the piano  
every Sunday.



2

I can play  
the violin.



Danny wants to play the piano.  
He is working hard now.

Kim is a good violin player.

3

I can play the guitar.



I am good at playing the guitar.

4

I can play the erhu.  
My grandfather taught me.



Li Ming can play the erhu. That's  
great!



## 2 A family party

To: lidaming@163.com

From: liming@hotmail.com

Subject: A birthday party

Dear Dad,

Yesterday, we had a birthday party. It was for Jenny's grandma. Mr. Smith sang a song. Jenny played the guitar. Danny played the piano, and Kim played the violin. I played the erhu. We all played well. Everyone had a good time.

My class will have a show next Friday. Jenny's group will present a short play. It's about three little pigs. My group will tell a story of a little duck.

Love,  
Li Ming



## 3 Listen and repeat

I 'don't 'have any 'homework ↘ today.

I 'want to 'watch a 'movie on ↘ TV.


'What 'TV 'shows do you 'like to ↘ watch?

'Don't 'sit at the 'computer 'too ↘ long.

# Lesson 5 Let's Perform a Play!

## 1 Three little pigs

*Long long ago, there were three little pigs, Peter, Ivan and Geoff. Each of them built a little house.*



**Peter:** We built our own houses. Look at my house of grass. I finished it in one day. Isn't it nice?

**Ivan:** My house of sticks is beautiful, too. It was easy to build.

**Geoff:** I built my house with stones. It took me many days.

**Ivan:** Stones are so heavy!

**Peter:** I don't like to work hard.


*One day, a big, bad wolf came.*

**Wolf:** I am hungry, VERY hungry. Look, there is a pig's house. Pigs are delicious. Come out, little pig! Let's be friends!

**Peter:** No way! You want to eat me.

**Wolf:** Then I will blow your house down. WHOOSH!

**Peter:** Oh no, my house is falling down. HELP! HELP!



*Peter ran to Ivan. The wolf ran after him.*

**Peter:** Brother! Open the door! A big, bad wolf is coming!

**Ivan:** Come inside. I'll lock the door!

**Wolf:** WHOOSH, WHOOSH!

**Peter:** Oh no! The house is falling down!



*The two little pigs ran to Geoff. The big, bad wolf arrived. Peter and Ivan were very afraid.*

**Geoff:** Don't worry, brothers! My house is strong.

**Wolf:** WHOOSH! WHOOSH!


WHOOSH! This house is so strong! I'll push it down!

*The big, bad wolf pushed and pushed, but the house was too strong. Finally he gave up and walked away sadly.*

**Peter:** Yeah! The big, bad wolf left.

**Ivan:** Thank you, Geoff! Your stone house saved us.

**Geoff:** Hard work always helps!





## 2 Let's do it!




How did the three pigs build their houses? Listen and write.

1. The first little pig built a house of grass. It was \_\_\_\_\_ to make. It took him \_\_\_\_\_ to build the house. Then he went to \_\_\_\_\_.



2. The second little pig built a house of sticks. It took him \_\_\_\_\_. He was very \_\_\_\_\_. He thought his house was \_\_\_\_\_.


3. The third little pig wanted to build a house of stone. It was \_\_\_\_\_. It took him \_\_\_\_\_ to finish the house. He was tired but happy. The house was \_\_\_\_\_ and strong.



# Lesson 6 The Ugly Duckling




## Story time




Mother Duck had new babies. She took them to swim. One baby was big and strange.



The ducks and the other animals on the farm laughed at the ugly duckling and pushed him around.




The ugly duckling met two cats. They looked at the ugly duckling and did not want to play with him. He felt very sad.



A heavy rain began to fall. The ugly duckling was so wet and cold. He ran and ran. Soon, he arrived at a farm.





Soon it was autumn. The ugly duckling went to swim in the pond. Some swans flew over the duckling.



It became colder and colder. Finally winter arrived. Early one morning, a farmer saw the frozen duckling.



Soon the duckling got well. The children wanted to play with the duckling. But he was afraid.



One day, the ugly duckling's wings became strong. He flew high into the sky.

ugly 丑陋的 duckling 小鸭子 swan 天鹅 frozen 冻僵的 wing 翅膀

## Think and Act

- What does the ugly duckling look like? Why?
- What does the ugly duckling wish to be?
- Act out the story.



# Unit 1 Review

## 1 Listen and tick


1. What do they like to do on Sundays?



2. What can Wang Tao play?



## 2 Look and write

1.  I'm going to the \_\_\_\_\_ to see a film.

2. I will send an email on the \_\_\_\_\_.



3.  That's her favourite \_\_\_\_\_. She always sings it.

4. Yesterday my family had a birthday \_\_\_\_\_.



5.  It's late. Please \_\_\_\_\_ off the TV.

### 3 Read and answer

Hi, my name is Belle. I'm a student in Grade Six. Iris and Gina are my good friends. We all love music. I like to play the guitar. Iris plays the trumpet very well. Gina is a good drummer. We often play music together. My classmates think we are a good group. On Sundays, we often play music in the park. People there like to listen to our music. Some old people are always there. They sometimes sing and dance to our music. They feel happy. We are happy, too.

1. What do Belle and her friends love?
2. What does Belle like to play?
3. Where do they often play music on Sundays?
4. What do the old people sometimes do?



### 4 Ask and answer

Start

May I turn on the TV?

What TV programs do you like to watch?

Do you like to listen to music?

Did you have a birthday party yesterday?

What films would you like to see?

Can you play the piano?

What do you like to do on Sundays?

End

## 5 Key words and sentences



### Words:

turn listen begin take

late great beautiful little bad

computer song afternoon party birthday Sunday

next why

### Sentences:




















May I turn on the TV? Can you turn up the TV?

What TV programs do you like to watch?

Turn off your computer, please.

What film do you want to see?

## 6 How am I doing?

	Listening 	Speaking 	Reading 	Writing 	Total stars 
At school 					
At home 					
I am...	 A 10~12 ★  B 7~9 ★  C 1~6 ★				



# UNIT 2

Lessons 7~12

## Winter in Canada



# Lesson 7 Snow! It's Winter!

## 1 A cold, snowy day

Today is Friday, November 9. Jenny and Li Ming are getting ready for school. It is cold this morning.

Mrs. Smith says, "Please put on your winter coats, Jenny and Li Ming."

"Here are your scarf and gloves, Jenny," says Mrs. Smith.

Jenny and Li Ming put on their winter coats. Li Ming puts on his scarf, hat and gloves, too.



At school, Mr. Wood says, "Oh! Look outside!" Everyone looks out the window. Snow is falling! "What a cold, snowy day!" says Danny.



## 2 I like to skate

What do you like to do in winter, Danny?



I like to skate and ski.



**skate**



**ski**

“Can you skate, Li Ming?” asks Danny.

“No,” says Li Ming. “But I want to learn. Can you teach me?”

“Sure!” says Danny.

## 3 Let's do it!



Think and write about winter.



I always wear gloves in winter.

---

# Lesson 8 Danny's Winter Clothes

## 1 Hot or cold?

Poor Danny! He loves winter, but he is always too hot or too cold!



Read and listen.







<p>1</p> <p>I want to go outside to play in the snow. I'm going to put on my hat, coat, scarf, gloves and boots. It's cold outside.</p> 		
<p>2</p> <p>Okay, I'm putting on my winter hat.</p> 	<p>3</p> <p>Now I'm going to put on my coat.</p> 	<p>4</p> <p>There!</p> 
<p>5</p> <p>Now I'm putting on my scarf.</p> 	<p>6</p> <p>Now my gloves.</p> 	<p>7</p> <p>Now my boots.</p> 



<p>8</p>  <p>Oh no! I'm going to take off my hat now. I'm so hot!</p>	<p>9</p>  <p>I'm taking off my scarf, too.</p>
<p>11</p>  <p>There! Let's go outside!</p>	<p>12</p>  <p>Oh no! Now I'm cold! Let's go inside!</p>

## 2 Let's do it!

Look and write.

<p>a</p>  <p>I'm putting on my hat.</p>	 <p>I'm going to put on my coat.</p>
<p>b</p>  <p>I'm reading _____.</p>	 <p>I'm going to _____.</p>
<p>c</p>  <p>I _____ _____.</p>	 <p>I _____ _____.</p>

# Lesson 9 A Skating Lesson

## 1 Can you skate?

*Danny is going to teach Li Ming to skate. But he is late.*

**Jenny:** Look! There's Danny!

**Danny:** Sorry, I'm late.

**Li Ming:** That's okay.

**Danny:** I'm going to teach you to skate, Li Ming.

These skates are for you. Put them on.

**Li Ming:** Okay.

*Li Ming puts on his skates.*

**Danny:** Can you stand up on the ice?

**Li Ming:** Yes, I can. Look, Danny!  
I'm standing!

**Danny:** Good!

*Danny stands up, too.*

**Danny:** Can you skate?

**Li Ming:** I think I can. Come on!

**Danny:** Oops!

*Danny falls down. Li Ming skates over to him.*

**Li Ming:** How did I do, Danny?

**Danny:** You learn fast, Li Ming! Oops!

*Danny falls down again.*

**Jenny:** Are you okay, Danny?

Can you stand up?

**Danny:** No, I can't.




## 2 Let's do it!



1. Read and answer.

- What is Danny going to do? \_\_\_\_\_
- Is Danny early or late? \_\_\_\_\_
- Can Li Ming stand up on the ice? \_\_\_\_\_
- Did Li Ming learn fast? \_\_\_\_\_
- What happened to Danny? \_\_\_\_\_

2. Ask and answer. Then write.



Can you stand on one foot?



Yes, I can.



I can...

I can stand on one foot.



I can \_\_\_\_\_.

I can \_\_\_\_\_.

I can \_\_\_\_\_.



# Lesson 10 Winter Fun

## 1 Make a snowman

Let's make a snowman.




Okay! We make snowmen in China, too!



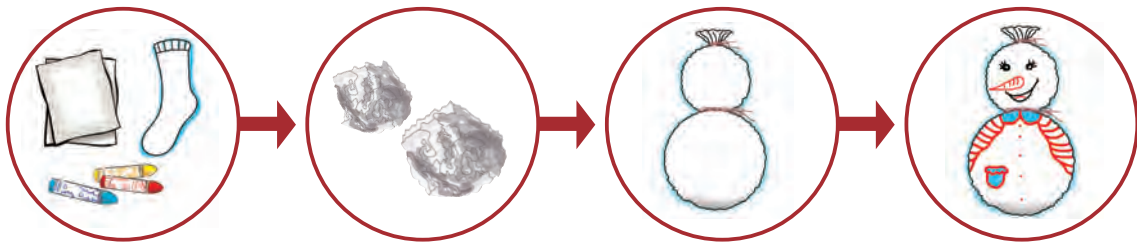
<p>1</p> <p>First, we make a big snowball. It's his body.</p> 	<p>2</p> <p>Then we make a small snowball for his head.</p> 
<p>3</p> <p>Can you put this small snowball on that big snowball?</p> 	<p>4</p> <p>I think I can!</p> 
<p>5</p> <p>Let's make a face on the snowman.</p> 	<p>6</p> <p>This carrot is his nose.</p> 





## 2 Let's do it!

Look and number.



- ☐ Next we make two balls of paper. One is small and the other is big.
- ☐ Then we put the big ball and the small ball in the sock.
- ☐ Let's make a sock snowman. First we need a white sock, some paper and crayons.
- ☐ Finally, we draw a face and make the snowman beautiful.

## 3 Let's sing!

*Skating, skating, please come along,  
Playing in this lovely snow all day long.  
Boys and girls, young and old,  
Don't be afraid of this winter cold.*



# Lesson 11 I Like All Seasons!

## ① What's your favourite season?



I like winter. Why? Because I like the snow. I like to make snowmen. And I like the Spring Festival.



I like spring. It's warm. I love the new leaves and flowers. And I love to plant trees.



I like summer. I like summer holidays. I love to swim in the sea.



My favourite season is autumn. It's cool and windy. I like to fly a kite.

## 2 Let's sing!

Winter, winter,  
I love the cold, white snow.  
Why? Because I like to skate.  
Here I go!



What's my favourite season?  
I love the spring. Do you?  
I love the rain. I love the new leaves.  
I love the flowers, too.

I like summer.  
Why? Because I like the sun.  
I wear shorts and play outside.  
It is fun!



I like autumn. It is windy.  
Temperatures are cool.  
I fly my kite. I ride my bike.  
I see my friends at school.

## 3 Listen and repeat

'What do you 'like to 'do in ↘ winter?

Can you 'skate, ↗ Li Ming?

You learn 'fast, ↘ Li Ming.

'What's your 'favourite ↘ season?

# Lesson 12 The Snowman



## Story time

One day, John said to his mother, “I am going to play in the snow.”

“Okay,” said his mother. “Put on your coat.” John put on his coat. “Don’t forget your hat!” said his mother. John put on his hat.



He played in the snow. He made a big snowman. He said, “Poor snowman! It’s cold! Put on a hat!” He took off his hat and put it on the snowman. The snowman opened his eyes!

“Hello,” he said. “How are you?”  
“Yikes!” said John. He took his hat off the snowman. The snowman was a snowman again.

John put his hat on the snowman again.

“Hello,” said the snowman.

“You can talk!” said John. “What’s your name?”

“I don’t think I have a name,” said the snowman.

“What a cold, snowy day! What do you want to do? Can you play with me?” said John.

But the snowman couldn’t go. He had no feet.

John said, “Don’t worry! I can help you.”

John put his skates under the snowman.

“Can you skate now?” asked John.







Whoosh! The snowman could skate!  
He could skate very fast! "This is easy!  
This is fun!" he said.

"Can we skate forever?" the snowman asked.

"No. Spring is coming. Then comes summer and autumn," said John.

"Why can't we skate in spring, summer and autumn?" asked the snowman.

"Because it is too warm. There is rain, there is wind, but there is no snow and no ice," said John.

"And no snowmen," said the snowman sadly.

"No," said John. "But don't worry. I can help you."



At dinner time, John's mother opened the fridge. "Arrrrrr...!" she screamed!



forever 永远 whoosh 嗖嗖 scream 尖叫




## Think About It

- What could the snowman do?
- Why was the snowman sad?
- What did John do for the snowman?



# Unit 2 Review

## 1 Listen and tick



## 2 Listen and write

My favourite \_\_\_\_\_ is \_\_\_\_\_.

Do you know \_\_\_\_\_?

Because I can \_\_\_\_\_

my coat. I can \_\_\_\_\_

my skirt. I can also go to \_\_\_\_\_

in the sea! It's \_\_\_\_\_ in the

water. I'm very happy.



### 3 Talk and write

1. What do you wear in spring?

\_\_\_\_\_

2. What do you do in summer?

\_\_\_\_\_

3. What months are in autumn?

\_\_\_\_\_

4. How's the weather in winter?

\_\_\_\_\_

5. What is your favourite season? Why?

\_\_\_\_\_



### 4 Read and answer

#### *The Snowman Family*



It is a snowy day. Snow is white and beautiful! Mr. Snowman, Mrs. Snowman and Boy Snowman are in the forest. They play with snowballs. Then Mr. Snowman teaches Boy Snowman to skate on the ice. Boy Snowman says, "I think I can stand up. See? I made it!" Mrs. Snowman says, "Good boy! Winter is fun. We can play in the snow and we can skate. Do you love winter?" "Sure!" says Boy Snowman.

1. What season is it? \_\_\_\_\_

2. Where is the Snowman family? \_\_\_\_\_

3. What do they do in the forest? \_\_\_\_\_

4. Can Boy Snowman stand up on the ice? \_\_\_\_\_

5. Do you love winter? Why or why not? \_\_\_\_\_

## 5 Key words and sentences



### Words:

winter season spring summer holiday autumn flower  
body mouth then wonderful

### Sentences:

What a cold, snowy day!




















What do you like to do in winter?

I'm putting on my winter hat.

I'm going to put on my coat.

Can you stand up on the ice? Yes, I can.

## 6 How am I doing?

	Listening 	Speaking 	Reading 	Writing 	Total stars 
At school 					
At home 					
I am...	 A 10~12 ★  B 7~9 ★  C 1~6 ★				



# UNIT 3

Lessons 13~18

## Christmas



# Lesson 13 Christmas Is Coming!

## 1 I love Christmas!

Christmas is an important Western holiday. Christmas Day is on December 25. People don't work on Christmas Day in Canada and many other countries. Students there don't go to school for two weeks. It's a happy holiday.

I love Christmas!



This is a Christmas tree. It's so beautiful!



**Christmas tree**

These are Christmas lights on our house.



**Christmas lights**

Please come for Christmas!




We invite our family and friends to our house.



They bring gifts for us.



We give our family and friends gifts, too.



We have Christmas dinner together!



We sing Christmas songs.  
We have fun together!

## 2 Let's do it!

Read and match.

1. What's Christmas?

A. Yes, they do.

2. When is Christmas Day?

B. No, they don't.

3. Do people give gifts to their family at Christmas?

C. It's on December 25.

4. Do people work on Christmas Day?

D. It's a Western holiday.

# Lesson 14 Christmas Cards

## 1 Writing Christmas cards



We are going to send Christmas cards to our friends and family. These are Christmas cards.



Are you going to send a card, Li Ming?



Sure! To Jing! She likes Santa!



Let's find a card with Santa on it.



A Christmas tree!



Here's Santa!

Now I can write my card.



December 23

Dear Jing,

Jenny's family is getting ready for the Christmas holiday. Tomorrow we are going to buy Christmas gifts. I will help Jenny put up the Christmas tree. Merry Christmas and Happy New Year!

Write soon,  
Li Ming



## 2 Let's sing! 🎵

*We wish you a Merry Christmas.  
We wish you a Merry Christmas.  
We wish you a Merry Christmas,  
And a Happy New Year.*



## 3 Let's do it! ✎

Write a Christmas card to your friend.



# Lesson 15 Christmas Gifts

## 1 In the shop

Danny and Li Ming are shopping for Christmas gifts.



At Christmas, shops often have Santas. Santas are fun!





**Danny:** I want to buy some gifts for my family.


**Li Ming:** What do you want to buy?

**Danny:** I don't know. Are you going to give gifts to Jenny's family?

**Li Ming:** Yes! I am going to give them a special gift from China.

**Danny:** Great! Oh, look! There's Santa! Come on!

<p>1</p> <p>Hello Santa!</p> 	<p>2</p> <p>Merry Christmas! Ho! Ho! Ho!</p> <p>Santa always says, "Ho! Ho! Ho!"</p> 
<p>3</p> <p>What would you like for Christmas, young man?</p> <p>Well, Santa, I would like a big, new car!</p> 	<p>4</p> <p>A new car! Ho! Ho! Ho! That's funny!</p> 



## 2 Let's do it!

Read and answer.

1. What are Danny and Li Ming doing?

---

2. When do the shops have Santas?

---

3. Where is Li Ming's special gift from?

---

4. What gift does Danny want for Christmas?

---

5. What do you think Li Ming says in Santa's ear?

---

# Lesson 16 Christmas Eve

## 1 Christmas Eve

Li Ming, do you know the date today?



Is it December 24?

**Jenny:** Yes, it is. Tomorrow is December 25. It is Christmas Day.  
I'm so excited.

**Li Ming:** Me, too! It's my first Christmas in Canada!

**Jenny:** This evening is Christmas Eve. It's very special, too.

**Li Ming:** What do people do this evening?

**Jenny:** On Christmas Eve, family and friends often have a big dinner together. People sing songs, dance and play games.

**Li Ming:** Wow, it's like the Chinese New Year. Wonderful!

## 2 Put up a Christmas tree!

1

Yesterday my dad bought a Christmas tree. Let's put it up. It's fun.



First, I'm going to put on the lights.

2



Then, I'm going to put Christmas things on the tree.







### 3 Let's sing!



*Oh, Christmas tree! Oh, Christmas tree!  
Your branches are so lovely!*



*They're always green. They always grow,  
In summer sun and winter snow.*



*Oh, Christmas tree! Oh, Christmas tree!  
You make us feel so happy!*




*We love your star. We love your lights.  
On Christmas Day, they shine so bright!*



# Lesson 17 It's Christmas Morning!

## 1 Open our gifts

It's Christmas morning!  
This morning we open our gifts!




"Who brought these gifts, Jenny?" Li Ming asks. "Did Santa bring them?"  
"I don't think so. I think Mom and Dad brought them. Lynn is young. She thinks Santa brought them!" Jenny says to Li Ming.  
Lynn sees a gift. It has her name on it! She opens it. "Look! Santa brought me toys!" she says.

"Look, Li Ming! You have a gift, too. It's from Santa!" Lynn gives Li Ming the gift.  
"Open it, Li Ming!"



"Oh! It's a camera!" says Li Ming. "I wanted a camera! Now I can take pictures and send them to my mother and father."

Li Ming gives his gift to Mr. and Mrs. Smith.



## 2 Let's do it!



Read and tick.

- ☐ 1. People open gifts on Christmas morning.
- ☐ 2. Jenny thinks her mom and dad brought the gifts.
- ☐ 3. Lynn thinks the gifts are from Santa.
- ☐ 4. Li Ming gets a camera for Christmas Day.
- ☐ 5. Li Ming's gift is for Mr. and Mrs. Smith.
- ☐ 6. Santa wrote the names on the gifts.



## 3 Listen and repeat

'Merry 'Christmas, ↗ Jenny.

'Come 'on, ↗ Lynn!

'Happy 'New 'Year, ↗ Grandpa.

'Open it, ↗ Li Ming!

'When is the Spring ↘ Festival?

'Thank 'you, ↗ Li Ming!


# Lesson 18 Maddy's Christmas



## Story time

Tomorrow is Christmas. It's my favourite holiday! We are going to invite my aunt, uncle and cousins for dinner. We are going to open our gifts and sing Christmas songs.

I want to give my family something special for Christmas. What am I going to give my family? I don't know! All the gifts are too small!



How much for one, please?

Five dollars.



She bought her sister a teddy bear for Christmas. I found a nice teddy bear. But it was too small.

Yesterday I went shopping with my friend Anna. Anna bought her mother a sweater for Christmas. She bought her father a box of tea.



What would you like for Christmas?

I would like a little, little toy.



Anna talked to Santa at the shop. Then Santa saw me and ran away. I think Santa was afraid of me.



Today we are getting ready for Christmas.  
We put lights on our house.



Now we are putting up our Christmas tree. We put a star on the tree. Then my family put gifts under the tree.

But I don't have a gift! I go to my bedroom and make a card.  
Then I put it on our Christmas tree.

On Christmas morning, my family opens my gift.



It's a song! After dinner, everyone sings my song. Here it is.



*At Christmas we give gifts.  
I have a gift for you.  
It's something very special.  
But it isn't something new.  
  
I didn't buy a thing for you.  
The things were all too small.  
My gift is that I love you.  
It's the biggest gift of all.*

biggest 最大的

## Think About It

- What gift did Anna buy for her mother?
- Did Maddy buy a gift?
- What's Maddy's Christmas gift for her family?




# Unit 3 Review

## 1 Listen and match



yesterday

tomorrow




## 2 Read and write

1. I put a \_\_\_\_\_ star on the Christmas tree.
2. I \_\_\_\_\_ a Christmas tree to school yesterday.
3. Tomorrow we are going to \_\_\_\_\_ the Christmas tree.
4. My parents always \_\_\_\_\_ me gifts at Christmas.
5. Danny often \_\_\_\_\_ to the bus stop on school days.
6. Christmas is a Western \_\_\_\_\_.
7. We \_\_\_\_\_ the gifts on Christmas morning.
8. We sing Christmas \_\_\_\_\_ together.

song  
walk  
little  
holiday  
give  
bring  
open  
put up

### 3 Read and match



Dear Santa,  
I want a toy car, a ball and  
a kite. Thank you.



Dear Santa,  
I want a book, a schoolbag  
and a toy plane. Thank you.



Dear Santa,  
I want a sweater, a dress and  
some candy. Thank you.

### 4 Draw and write

Dear Santa,  
I want a toy panda...



**My gifts**



## 5 Key words and sentences






















### Words:

December week grandpa grandma family  
bring open  
from under

### Sentences:

Christmas Day is on December 25.  
Tomorrow we are going to buy Christmas gifts.  
Merry Christmas and Happy New Year!  
What would you like for Christmas?  
Yesterday my dad bought a Christmas tree.

## 6 How am I doing?

	Listening 	Speaking 	Reading 	Writing 	Total stars 
At school 					
At home 					
I am...	 A 10~12 ★  B 7~9 ★  C 1~6 ★				



# UNIT 4

Lessons 19~24

## The Spring Festival



# Lesson 19 The Spring Festival

## ① A special holiday in China

**Jenny:** Did you have fun at Christmas, Li Ming?

**Li Ming:** Yes! The Christmas holiday was fun!

**Danny:** Do you have any special holidays in China?

**Li Ming:** Yes. We have many special holidays.

My favourite one is the Spring Festival.



**Danny:** What do you do for the Spring Festival?

**Li Ming:** We wear new clothes.

**Jenny:** That's wonderful.

**Li Ming:** We clean the house. We clean the doors, the windows and the floor.

**Li Ming:** We also make dumplings.

**Jenny:** I like dumplings.

**Danny:** Me, too.



**Li Ming:** And we visit our family and friends. Kids get lucky money.

**Danny:** That's interesting! I love the Spring Festival!


**Jenny:** When is the Spring Festival?

**Li Ming:** It's on February 2 this year.

## 2 Let's do it!



1. Read and match.



- a. We buy new clothes.
- c. We clean the house.
- e. We visit our family.

- b. I get lucky money.
- d. We make dumplings.

2. Talk about the Spring Festival.

What do you do for the Spring Festival?



We visit our family.

...





# Lesson 20 What Year Is It?

## 1 The twelve animals




In China, years have names. Each year has an animal name. Look!




The rat is the first.



This is an ox.




Here's a tiger.




What's this?  
A rabbit.




This is a dragon.




Here's a snake.




This is a horse.




You know this!  
It's a sheep!




You know this, too!  
It's a monkey.



What's this?  
A rooster.



You know this.  
It's a dog.



The twelfth animal is a pig.

How many animals are there? Let's see... one, two, three... twelve!





## ② What is your year?

**Li Ming:** I'm 11 years old. My year is the year of the rat.

**Jenny:** What is my year?

**Li Ming:** You're 11 years old, too.

Your year is also the year of the rat.

**Danny:** My year is the year of the cat! I can eat rats!


**Li Ming:** No, Danny. There is no year of the cat. Your year is the year of the pig. You're 12 years old.



## ③ Let's do it!



Match and say.



What is your year? What about your parents, brothers and sisters?

# Lesson 21 Let's Clean the House!

## 1 Let's clean the house!

**Jenny:** I'd like to have a Chinese New Year here.

**Li Ming:** In China, we always clean the house for the Chinese New Year.

**Jenny:** Okay! Let's clean the house!

**Li Ming:** Sure!

**Danny:** Let's begin.



I am going to clean the kitchen.  
I am going to sweep the floor.

I'm cleaning the living room.  
I cleaned the TV, the desk and the chairs.  
But the floor is dirty! Now I'm going to clean the floor.



I'm cleaning the bathroom.  
Many things are dirty in the bathroom,  
but I think the walls are clean.

**Jenny:** Everyone worked hard.

**Danny:** Now we are ready for the Spring Festival!

**Li Ming:** Xin Nian Kuai Le!

## 2 Let's do it!




Li Ming is telling the story of Nian. Read and answer.

Every year on the eve of the Spring Festival, Nian came to eat people and animals. People had to run to the mountains.



One year, everyone ran to the mountains except an old man and his wife. The old man was too sick to walk, so his wife stayed behind to help him. A poor man walked past their house. He was very hungry, and the old woman gave him some dumplings to eat. "Please take the dumplings and run to the mountain quickly. Nian is coming! He will eat all of us!"

"Don't be afraid," said the poor man. "Nian is afraid of the colour red and the sound of firecrackers." The man put on red clothes and put some red paper on the door. When Nian came, the man lit some firecrackers in the yard. Nian was afraid and ran away.



People have lived a happy life ever since.



1. Why did people run to the mountains on the eve of the Spring Festival?
2. Why did the old man and his wife stay at home?
3. What did the old woman give to the poor man?
4. What is Nian afraid of?

# Lesson 22 Making Dumplings

## 1 Flour, salt, oil and meat

Happy Spring Festival, Li Ming.



Thanks. The same to you!

**Jenny:** Would you like to have dumplings today? My parents want to take us to a Chinese restaurant.

**Li Ming:** That's kind, but it's more fun to make dumplings at home.

**Jenny:** That sounds great! Can you teach us how to make them, Li Ming?

**Li Ming:** Sure!

**Jenny:** What do we need to make dumplings?

**Li Ming:** I made a list. Here! Have a look.

### LIST

flour



vegetables



meat



oil



salt



## 2 Let's make dumplings!

1

Put some flour and cold water together!

2

What are you doing now?

3

I'm mixing the flour and the water.





### 3 Let's do it!



How do you make dumplings? Read and number.

- ☐ Put some salt and oil in it.
- ☐ Put some flour and cold water in a bowl. Mix them together.
- ☐ Put some filling in it.
- ☐ Make a circle.
- ☐ Mix the meat and vegetables in another bowl.
- ☐ Close the circle with your fingers.
- ☐ Cook the dumplings.

# Lesson 23 Special Holidays in China

## 1 Holidays

1

Can you tell us more about Chinese festivals?

Yes. We have the Dragon Boat Festival, the Mid-Autumn Festival...

2

What do you do on the Dragon Boat Festival?

We have a dragon boat race and eat zongzi.

3

What do you do on the Mid-Autumn Festival?

We watch the moon and eat moon cakes.

That's wonderful!



## 2 Let's do it!



1. Read and tick.

We eat zongzi on the Dragon Boat Festival.



We eat dumplings on the Spring Festival.



We watch the moon on New Year's Day.



We play games on Children's Day.



We eat moon cakes on the Mid-Autumn Festival.



We have a dragon boat race on National Day.



2. Ask and answer.

- the Dragon Boat Festival
- the Spring Festival
- New Year's Day
- Children's Day
- National Day
- the Mid-Autumn Festival

What do you do on...?

I...



## 3 Listen and repeat

We 'clean the ↗ doors, the ↗ windows and the ↘ floor.

We 'visit our ↗ family and ↘ friends.

We 'clean the ↗ house, make ↗ dumplings and 'get 'lucky ↘ money.

My 'parents 'bought me 'red ↗ trousers and a 'new 'red ↘ shirt.

# Lesson 24 Year Animals



## Story time

<p>1</p>  <p>We will have a meeting on January 12 in the morning.</p> <p>I will tell all the animals.</p> <p>The Lion King wants to name the years. He asks the rat to help. The earliest to arrive will be the first.</p>	<p>2</p>  <p>How can I be the first?</p> <p>Everyone wants to be the first.</p>
<p>3</p>  <p>Hi little rat. Is the meeting on January 12?</p> <p>Err...Yes. In the afternoon.</p> <p>The rat meets the cat.</p>	<p>4</p>  <p>Mr. Ox, I'm tired. Can I sit in your ear?</p> <p>Okay!</p> <p>On January 12, the ox gets up very early in the morning. On his way to the meeting, he meets the rat.</p>
<p>5</p>  <p>No. You are the second. I'm the first.</p> <p>I'm the first.</p> <p>The ox runs and runs. He arrives at the meeting first. He's very tired and sits down. The rat jumps in front of the ox.</p>	<p>6</p>  <p>I'm the third.</p> <p>Then the tiger comes. He is the third.</p>



7


Okay. Here's the order of the years. I think twelve animals are good for the names of years.



The rabbit is the fourth; the dragon is the fifth; the snake is the sixth; the horse is the seventh; the sheep is the eighth; the monkey is the ninth; the rooster is the tenth; the dog is the eleventh; and the pig is the twelfth.

8

Why are you so early, Tiger?  
The meeting is in the afternoon.



No, it was in the morning. You are late.

Later, the cat comes. He also wants to be the first. He meets the tiger on the way.

9

You bad rat!  
I'll eat you.



And that is why cats always eat rats.

meeting 会议    earliest 最早的

## Think About It

- When is the meeting?
- How does the rat get to the meeting?
- Why do cats always eat rats?



# Unit 4 Review

## 1 Listen and match



## 2 Listen and write

1. They went to Dalian in a \_\_\_\_\_ last month.
2. Little \_\_\_\_\_ get lucky money on the Spring Festival.
3. I will help my \_\_\_\_\_ clean the house.
4. I like to make dumplings with my family. It's very \_\_\_\_\_.
5. We eat \_\_\_\_\_ cakes on the Mid-Autumn Festival.

### 3 Compare and write

Dear Wang Hong,

Christmas is coming in Canada. It's on December 25. It's a fun holiday.

We buy a Christmas tree and put it up in our house. Then we put gifts under the tree. Also, we visit our family and friends. We give them gifts. We eat good food and sing Christmas songs together.

What is the Spring Festival like in China?

Your friend,  
Jack

Dear Jack,

How nice to get your email! The Spring Festival is coming in February this year. It's also a fun holiday.

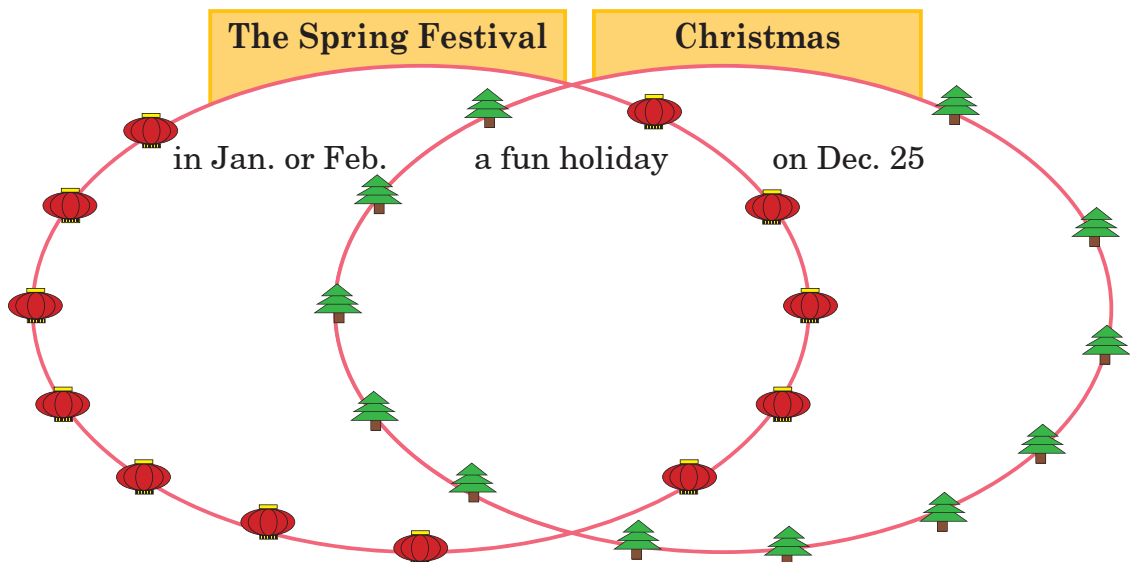
In January, we get ready for the Festival. We clean the house and buy new clothes.

On the day of the Festival, we also visit our family and friends. We make dumplings together. And kids get lucky money.


That's the Chinese Spring Festival. You can come to China one day and stay with us for the Spring Festival.

Yours truly,  
Wang Hong

What's the same? What's different?






















## 4 Key words and sentences



**Words:**  
 door February parent boat moon  
 interesting close  
 .....

**Sentences:**  
 Do you have any special holidays in China?  
 What do you do for the Spring Festival?  
 What is your year? I am the year of the rat.  
 Would you like to have dumplings today?  
 What do you do on the Dragon Boat Festival?

## 5 How am I doing?

	Listening 	Speaking 	Reading 	Writing 	Total stars 
At school 					
At home 					
I am...	 A 10~12 ★  B 7~9 ★  C 1~6 ★				



# Word List

(注：黑体词为要求听懂、会说、认读和书写的词汇)

## Unit 1

turn down 把……调低；关小

( 2 )

**turn** 转动；转弯

( 1 )

please 请；请问

( 2 )

turn on 打开（电视等）

( 1 )

along 一起

( 2 )

should 应该

( 1 )

sing along 跟着唱

( 2 )

program 节目；表演

( 1 )

**late** 晚的；迟的

( 2 )

show 节目

( 1 )

**afternoon** 下午

( 3 )

laugh 笑

( 1 )

**why** 为什么

( 3 )

change 改变

( 1 )

scary 恐怖的；吓人的

( 3 )

channel 电视台；频道

( 1 )

funny 有趣的；好笑的

( 3 )

turn up 开大，调高

( 1 )

**begin** 开始

( 3 )

zebra 斑马

( 1 )

die 死；死亡

( 3 )

off 切断；停止

( 2 )

quiet 安静的

( 3 )

turn off 关闭（电器）

( 2 )

**great** 好极了；美妙的

( 3 )

**computer** 电脑

( 2 )

**beautiful** 美丽的；美好的

( 3 )

**listen** 听；倾听

( 2 )

**party** 聚会

( 4 )

**song** 歌曲

( 2 )

piano 钢琴

( 4 )

**birthday** 生日

( 4 )

<b>Sunday</b> 星期日	( 4 )	wolf 狼	( 5 )
violin 小提琴	( 4 )	blow 吹 (过去式为blew)	( 5 )
guitar 吉他	( 4 )	lock 锁上	( 5 )
erhu 二胡	( 4 )	push 推	( 5 )
sang 唱; 唱歌 (sing的过去式)	( 4 )	give up 放弃	( 5 )
	( 4 )	sadly 伤心地	( 5 )
<b>next</b> 下一个	( 4 )	save 救; 拯救	( 5 )
group 组	( 4 )		
present 上演	( 4 )		
play 戏剧	( 4 )		
<b>little</b> 小的	( 4 )	<b>winter</b> 冬天	( 7 )
perform 表演	( 5 )	glove 手套	( 7 )
long long ago 很久以前	( 5 )	hat 帽子	( 7 )
each 每个; 各自	( 5 )	skate 滑冰; 冰鞋	( 7 )
build 建造 (过去式为built)	( 5 )	ski 滑雪	( 7 )
	( 5 )	boot 靴子	( 8 )
own 自己的	( 5 )	lesson 课	( 9 )
finish 完成; 结束	( 5 )	over 穿过; 从一侧到另一侧	
stick 枝条	( 5 )		( 9 )
stone 石头	( 5 )	snowman 雪人	(10)
<b>take</b> 费时 (过去式为took)	( 5 )	snowball 雪球	(10)
	( 5 )	<b>body</b> 身体	(10)
<b>bad</b> 坏的	( 5 )	<b>then</b> 然后	(10)

## Unit 2

<b>mouth</b> 嘴	(10)	<b>grandma</b> 奶奶; 外婆	(13)
<b>wonderful</b> 极好的	(10)	<b>bring</b> 带来 (过去式为brought)	
<b>season</b> 季节	(11)		(13)
<b>because</b> 因为	(11)	<b>Santa</b> 圣诞老人	(14)
<b>spring</b> 春天	(11)	<b>put up</b> 装饰; 张贴	(14)
<b>leaves</b> 叶子 (leaf的复数)		<b>special</b> 特别的	(15)
	(11)	<b>from</b> 来自	(15)
<b>flower</b> 花	(11)	<b>eve</b> 前夕	(16)
<b>summer</b> 夏天	(11)	<b>family</b> 家庭; 家人	(16)
<b>holiday</b> 假日	(11)	<b>top</b> 顶端	(16)
<b>sea</b> 海	(11)	<b>under</b> 在……之下	(16)
<b>autumn</b> 秋天	(11)	<b>open</b> 打开	(17)
		<b>lantern</b> 灯笼	(17)

### Unit 3

### Unit 4

<b>Christmas</b> 圣诞节	(13)		
<b>western</b> 西方的	(13)	<b>door</b> 门	(19)
<b>December</b> 十二月	(13)	<b>lucky</b> 幸运的	(19)
<b>week</b> 星期	(13)	<b>interesting</b> 有趣的	(19)
<b>merry</b> 愉快的	(13)	<b>February</b> 二月	(19)
<b>Merry Christmas</b> 圣诞快乐	(13)	<b>rat</b> 老鼠	(20)
<b>grandpa</b> 爷爷; 外公	(13)	<b>ox</b> 公牛	(20)
		<b>dragon</b> 龙	(20)

snake 蛇	(20)	<b>close</b> 合上; 关闭	(22)
rooster 公鸡	(20)	<b>boat</b> 小船	(23)
sweep 扫; 打扫	(21)	Dragon Boat Festival 端午节	
flour 面粉	(22)		(23)
salt 盐	(22)	Mid-Autumn Festival 中秋节	
oil 油	(22)		(23)
<b>parent</b> 父亲; 母亲	(22)	<b>moon</b> 月亮	(23)
list 列表; 清单	(22)	moon cake 月饼	(23)
mix 混合	(22)		
filling 馅	(22)		
circle 圆圈	(22)		



# Vocabulary

(注：黑体词为要求听懂、会说、认读和书写的词汇)

## A

<b>afternoon</b> 下午	( 3 )
along 一起	( 2 )
<b>autumn</b> 秋天	(11)

## B

<b>bad</b> 坏的	( 5 )
<b>beautiful</b> 美丽的；美好的	( 3 )
because 因为	(11)
<b>begin</b> 开始	( 3 )
<b>birthday</b> 生日	( 4 )
blow 吹 (过去式为blew)	( 5 )
<b>boat</b> 小船	(23)
<b>body</b> 身体	(10)
boot 靴子	( 8 )
<b>bring</b> 带来 (过去式为brought)	(13)
build 建造 (过去式为built)	( 5 )

## C

change 改变	( 1 )
channel 电视台；频道	( 1 )
<b>Christmas</b> 圣诞节	(13)
circle 圆圈	(22)
<b>close</b> 合上；关闭	(22)
<b>computer</b> 电脑	( 2 )

## D

<b>December</b> 十二月	(13)
die 死；死亡	( 3 )
<b>door</b> 门	(19)
Dragon Boat Festival 端午节	(23)
dragon 龙	(20)

## E

each 每个；各自	( 5 )
erhu 二胡	( 4 )
eve 前夕	(16)

## F

<b>family</b> 家庭; 家人	(16)
<b>February</b> 二月	(19)
<b>filling</b> 馅	(22)
<b>finish</b> 完成; 结束	( 5 )
<b>flour</b> 面粉	(22)
<b>flower</b> 花	(11)
<b>from</b> 来自	(15)
<b>funny</b> 有趣的; 好笑的	( 3 )

## G

<b>give up</b> 放弃	( 5 )
<b>glove</b> 手套	( 7 )
<b>grandma</b> 奶奶; 外婆	(13)
<b>grandpa</b> 爷爷; 外公	(13)
<b>great</b> 好极的; 美妙的	( 3 )
<b>group</b> 组	( 4 )
<b>guitar</b> 吉他	( 4 )

## H

<b>hat</b> 帽子	( 7 )
<b>holiday</b> 假日	(11)

## I

<b>interesting</b> 有趣的	(19)
------------------------	------

## L

<b>lantern</b> 灯笼	(17)
<b>late</b> 晚的; 迟的	( 2 )
<b>laugh</b> 笑	( 1 )
<b>leaves</b> 叶子 (leaf的复数)	(11)
<b>lesson</b> 课	( 9 )
<b>list</b> 列表; 清单	(22)
<b>listen</b> 听; 倾听	( 2 )
<b>little</b> 小的	( 4 )
<b>lock</b> 锁上	( 5 )
<b>long long ago</b> 很久以前	( 5 )
<b>lucky</b> 幸运的	(19)

## M

<b>Merry Christmas</b> 圣诞快乐	(13)
<b>merry</b> 愉快的	(13)
<b>Mid-Autumn Festival</b> 中秋节	(23)
<b>mix</b> 混合	(22)
<b>moon</b> 月亮	(23)
<b>moon cake</b> 月饼	(23)
<b>mouth</b> 嘴	(10)

## N

**next** 下一个 ( 4 )

## O

off 切断; 停止 ( 2 )

oil 油 (22)

**open** 打开 (17)

over 穿过; 从一侧到另一侧  
( 9 )

own 自己的 ( 5 )

ox 公牛 (20)

## P

**parent** 父亲; 母亲 (22)

**party** 聚会 ( 4 )

perform 表演 ( 5 )

piano 钢琴 ( 4 )

play 戏剧 ( 4 )

please 请; 请问 ( 2 )

present 上演 ( 4 )

program 节目; 表演 ( 1 )

push 推 ( 5 )

put up 装饰; 张贴 (14)

## Q

quiet 安静的 ( 3 )

## R

rat 老鼠 (20)

rooster 公鸡 (20)

## S

sadly 伤心地 ( 5 )

salt 盐 (22)

sang 唱; 唱歌 (sing的过去式)  
( 4 )

Santa 圣诞老人 (14)

save 救; 拯救 ( 5 )

scary 恐怖的; 吓人的 ( 3 )

sea 海 (11)

**season** 季节 (11)

should 应该 ( 1 )

show 节目 ( 1 )

sing along 跟着唱 ( 2 )

skate 滑冰; 冰鞋 ( 7 )

ski 滑雪 ( 7 )

snake 蛇 (20)

snowball 雪球 (10)

