



绿色印刷产品

义务教育教科书



英语
(衔接三年级起点)
八年级下册

八年级下册

*It's fun!
It's easy!*



全国价格举报电话：12315

河北教育出版社

义务教育教科书

English 英语

(衔接三年级起点)



河北教育出版社

义务教育教科书

English

英语

(衔接三年级起点)

八年级下册

[中 国] 河 北 教 育 出 版 社
[加 拿 大] DC 加 拿 大 国 际 交 流 中 心 合作编写



河北教育出版社

致 同 学

亲爱的同学们，新的学期开始了，欢迎大家继续使用这套《英语》教材！
本册《英语》教材供八年级下学期使用。

上个学期我们接触了一些非常有意思的话题，也许你们还记忆犹新，除了家庭节日、社区邻里、交通工具及相关职业表述外，我们还一起探索了自我成长的心理过程。

这个学期，春天来了，万物复苏，在这个春意盎然的季节，让我们一起来感受春天的气息。有哪些奇异的植物和动物我们还未曾见识过？哪些和春天相关的节日与活动还未曾了解？除了这些，我们还会涉猎一些地理、历史、风土人情和奥林匹克运动话题的内容。此外，我们还会和大家共同思考一些问题：互联网能带给我们什么？怎样保护我们赖以生存的自然环境？

本册教材篇章阅读较多，旨在加大阅读技能方面的培养和训练。同学们一定不要去过于关注词和句的细节而丢掉对文章整体结构的理解。我们在Let's Do It! 中专门安排了一些阅读后的活动，希望能对同学们有所帮助。

语言功底需要慢慢积累。每天进步一点，有一天你会突然发现：原来我的英语水平已经这么棒了！



Contents



Units	Functions	Grammar
Unit 1 (P1~16) Spring Is Coming!	Talking about the Weather and Spring	Word Building
	Talking about Outdoor Activities	
Unit 2 (P17~32) Plant a Plant!	Talking about Plants and Gardening	Word Building
Unit 3 (P33~48) Animals Are Our Friends	Talking about Animals	Indefinite Pronouns (some, any)
Unit 4 (P49~64) The Internet Connects Us	Talking about the Internet	Adverbial Clause with “if”
Unit 5 (P65~80) Buying and Selling	Raising Money	Object Clause
	Talking about Business	
Unit 6 (P81~96) Be a Champion!	Talking about the Olympics and Records	Comparative and Superlative Adjectives and Adverbs
		Object Clause
Unit 7 (P97~112) Know Our World	Talking about Contrast and Comparison	Present Perfect Tense
		Passive Voice
Unit 8 (P113~128) Save Our World	Talking about Cause, Effect and Purpose	Using “it”
Pronunciation (P129~130) Vocabulary (P131~143) Structures and Expressions (P144~147) Irregular Verbs (P148~149) Grammar (P150~155)		

UNIT 1

Lessons 1 ~ 6

Spring Is Coming!



We Will Learn

Functions

- ▶ Talking about the Weather and Spring
- ▶ Talking about Outdoor Activities

Grammar

- ▶ Word Building

Structures

- ▶ It will reach 10°C during the day.
- ▶ My class is also planning a field trip to the countryside.
- ▶ Everyone longs for spring.
- ▶ The temperature drops below zero on those snowy days.

Lesson 1: How's the Weather?



- How is the weather in your hometown in spring?
- Have you ever heard a weather report? What expressions do they often use?

Danny: Good morning, everyone. I'm Danny Dinosaur on the radio. What's the weather like today? Here's the weather report. Today is Friday, February 28. It will be snowy and hot.

Jenny: (*She laughs.*) Danny! When it snows, it's not hot. It's cold.

Danny: OK, it's not hot. It's not snowing, but it is cloudy.

Jenny: What's the temperature?

Danny: Let's see. It will reach 10°C during the day.

Brian: It's quite warm today. Spring is coming. Is it going to rain, Danny?

Danny: Yes! There will be a shower this afternoon. Maybe there will be a thunderstorm. I hope not! I'm scared of thunder!

Jenny: Wow! What strange weather! Now talk about the sunrise and the sunset.

Danny: This morning, the sun rose. This evening, the sun will set.

Jenny: No, no! Tell us the exact time!

Danny: The sun rose at 7:25 this morning and it will set at 6:09 this evening.



Dig In

Here are some weather icons:



sunny



rainy



cloudy



windy



lightning



thunderstorm



foggy



snowy



thunder shower



Do you know more?

Let's Do It!

1 Danny is writing a weather report. Help him complete it.

Hello everyone. Here's my weather report. Today is Friday, _____.
 28. It is _____. The _____ will reach 10°C during the day. It's quite
 warm today. There will be a _____ this afternoon. Maybe there will be a
 _____. Today, the sun rose at 7:25 a.m., and it will set at 6:09 p.m.

2 Listen to the passage and fill in the table.

Date	Weather			Temperature	Time
_____	Day time		_____	_____	Sunrise _____
	Night		_____		Sunset _____

3 Make new words by combining the words below. Complete the sentences with the compound words.

<div>may</div>	<div>sun</div>	<div>thunder</div>	<div>basket</div>
<div>rise</div>	<div>ball</div>	<div>be</div>	<div>storm</div>

*(A line connects 'sun' to 'rise')**

- Can you hear the thunder? Maybe there will be a _____.
- The days are getting longer. The _____ today is two minutes earlier than yesterday.
- A: Will Peter come to the party on Saturday?
 B: I think so. _____ he will come with Jim.
- Lin Tao's dream is to be a _____ player. He wants to be like Yao Ming.

4 Work in pairs. Talk about the weather in your hometown. Then write a short weather report and share it with the class.

Example:

It's time for the weather report. Today is... The temperature is... The weather will be... If you go out, please remember to... Today, the sun..., and it will... Thank you.

Lesson 2: It's Getting Warmer!



- What do you know about spring?
- Which season is your favourite?

Dear Jenny,

Today is March 1. Spring has arrived in Shijiazhuang.

The temperature was 10°C this morning. This afternoon, it reached 15°C. It was quite warm and the air was fresh. I need neither my heavy winter coat nor my boots now!

On my way to school this morning, I saw some winter jasmine blossoming. Here, people believe the blossom of this flower always tells the coming of spring, so we call winter jasmine “the welcoming-spring flower”.

The days are getting longer and the sun rises earlier in the morning. The warm sunshine feels good after the cold winter days. Every morning, I see lots of people exercising in the park. Some practice *Tai Chi*. Others sing and dance. Children run around or play on the swings.

We will have a school basketball game next week. My class is also planning a field trip to the countryside. We will plant trees, enjoy the beautiful flowers and play games. Wow! I can't wait.

What's the weather like in Canada? What do you like to do in spring?

Wang Mei



Learning Tip

How do you pronounce “10°C”? That's “ten degrees Celsius” or “ten degrees centigrade”.

Let's Do It!

1 Read the lesson and write true (T) or false (F).

1. The temperature reached 15°C in the morning. ()
2. Wang Mei is still wearing boots. ()
3. Wang Mei saw some winter jasmine on her way to the park. ()
4. Wang Mei's class is planning a field trip to the countryside. ()

2 Read the lesson again and tick all the scenes mentioned.

- ☐ The grass grows.
- ☐ The weather is warm.
- ☐ The air is fresh.
- ☐ The flowers blossom.
- ☐ The trees begin to sprout.
- ☐ The days get longer.
- ☐ The sun rises earlier.
- ☐ The birds fly back from the south.



3 What do people like to do in spring? Fill in the blanks with the correct forms of the words in the box.

reach enjoy rise practice plant

1. When I _____ that village, it was dark.
2. It is getting warm. Many people like to _____ *Tai Chi* in the park.
3. The flowers in the park have blossomed. My grandparents go there to _____ the flowers every morning.
4. The sun _____ early now. Let's get up early and play ping-pong together.
5. Many people go to the countryside to _____ trees in early spring.

4 Talk about spring and outdoor activities. You can use the sentences in Activities 2 and 3.



Lesson 3: The Sun Is Rising



- How do you feel about the air, flowers and birds in spring?
- Do you know any songs or poems about spring?

*The sun is rising,
Spring is coming,
The snow is melting,
Come with me.*

*Climb the hillside,
The weather is warming,
The wind blows gently,
Through the trees.*

*One by one,
The flowers blossom.
Enjoy them
One by one.*

*The sun is rising,
Spring is coming,
See it bring,
The season's change.*



Dig In

“The Sun Is Rising” is a song about spring. Spring is a favourite theme for songs and poems in all languages. Look at this poem:

Spring Dawn
*Sleeping lazily at dawn in spring,
Sound of birdsong all around.
Last night's wind and rain still ring,
How many blossoms blown to the ground?*

This is a Chinese poem translated into English. Can you say this poem in Chinese?

Let's Do It!

- 1 Read the song and underline the phrases that describe spring. Then listen and put the pictures in the correct order.



- 2 Pick a spring word. Then use each letter in the word to start a sentence.

Example:

So many flowers blossom.

Pets come out and play.

Really big bears wake up from their dreams.

I enjoy going for walks with my friends.

No tree is left standing without any leaves.

Go ahead, jump for joy because spring is here.

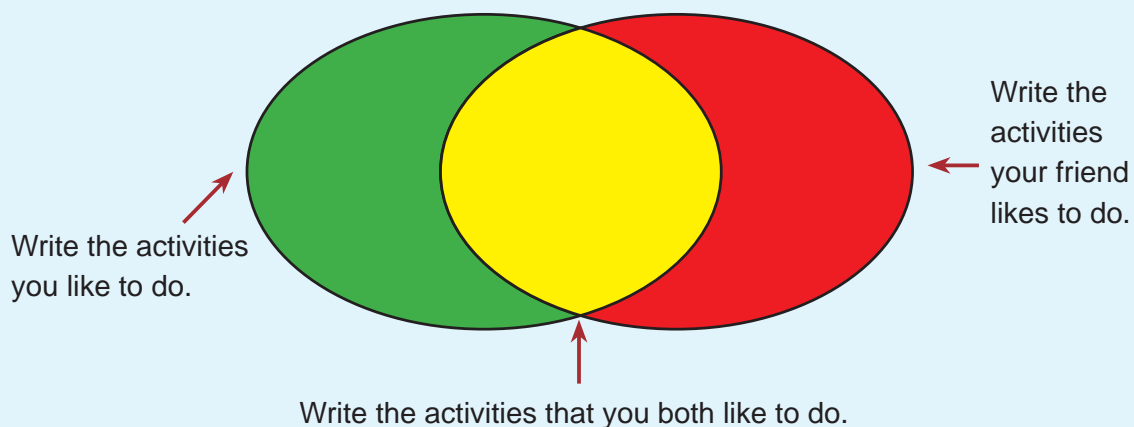
PROJECT



WHAT DO YOU LIKE TO DO OUTSIDE IN SPRING?

The weather is warm in spring. Many people like to play outside and have fun. What do you like to do in spring? Write down your ideas.

What do your friends like to do outdoors in spring? Interview a friend in another school, another city or another country.



Lesson 4: The Spring City



- Would you like to live in a place where there are no winters?
- What do you enjoy most about spring?

When we think of spring, we think of a season of fine, warm weather and clear, fresh air. We think of new life, green plants and budding trees all around us.

Everyone longs for spring. Spring is a short season in many places around the world. But in my hometown, it feels like spring nearly all year round.

The weather here is neither too hot nor too cold. The average winter temperature is 15°C. In summer it never gets too hot.

The average temperature is 24°C. The city gets about 1 000 millimetres of rain every year. There's plenty of sunshine too, with about 2 250 hours of sunshine every year. Because of the spring-like weather, you can find hundreds of beautiful flowers and trees anytime of the year.

Can you guess my hometown? Yes, it's Kunming — “the Spring City”.



I love my hometown.



Let's Do It!

1 Read the lesson and answer the questions.

1. What's the average temperature in winter/summer in Kunming?
2. How much rain does the city get every year?
3. How many hours of sunshine does the city get every year?
4. Why are there many flowers all year round in Kunming?

2 Listen to people talking about their hometowns and match the names with the sentences.

Susan

Mike

Zhang Jing

Tom

Dong Chao

Spring begins in April and ends in June. The temperature is between 4°C and 15°C.

It is warm and wet. Spring begins in November.

The average spring temperature is 5°C. It is very cold.

The weather is neither too hot nor too cold. The average spring temperature is 20°C.

They celebrate the Festival of Colours to greet the coming of spring.

3 Fill in the blanks with the correct forms of the phrases in the box.

long for

think of

feel like

because of

1. She didn't go to school _____ her illness.
2. He always _____ his friend when he is in trouble.
3. They _____ sunshine during the long rainy days.
4. It's so hot today. It _____ summer.

4 Work in pairs. Talk about the spring in your hometown.

Task tips: You can talk about the weather, the temperature and your favourite activities.



Lesson 5: Babysitting on a Spring Day



- What outdoor activities do you usually do in spring?
- Have you ever been a babysitter?

Danny is babysitting his cousin Debbie on the playground. Brian is with them.

Danny: Thank you for helping me, Brian. This is my first time babysitting.

Brian: You're welcome, Danny. But where is Debbie?

(Danny turns around. Debbie is on the monkey bars. She is climbing very high.)

Danny: Hold on, Debbie! Don't fall off!



(Danny runs towards Debbie.)

Danny: Come down, please!

Debbie: I want to climb higher!

Brian: Come down, Debbie. You're too high up. Let's play on the swings instead, OK? Danny will push you.

Debbie: OK, I love swings!

(She climbs down, runs to the swing and climbs on.)

Debbie: Push me, Danny! Push me up higher!

Danny: OK. *(He gives her a push.)*

Debbie: *(She laughs.)* Push harder!

Brian: Can I give you a push?

Debbie: No, I want Danny to! Higher, Danny!


Danny: *(He is tired and hot.)* It's time to stop swinging, Debbie.

Debbie: *(She gets off the swing.)* Let's run! Let's play catch. Or soccer? What about basketball? Let's play!

Danny: I know a good game. Let's play "Lie on the Grass".

Brian: Shall we look at the clouds, Debbie?

Debbie: OK! That one looks like a big, white rabbit! It's jumping up and down! I want to jump, too! Come on, Danny! Danny?



Let's Do It!

1 Read the lesson and answer the questions.

1. Who is Danny taking care of?
2. Is it Danny's second time babysitting?
3. What activities does Debbie like?
4. Why does Danny fall asleep on the grass?

2 Fill in the blanks with the correct forms of the phrases in the box.

thank... for hold on look like fall off

1. This dress fits you very well. You _____ a movie star in it.
2. Be careful! _____ to that bar! I'm coming to help you.
3. Jenny, _____ you _____ helping me practice my spoken English.
4. Lily, look after your little sister. Don't let her _____ the bed.

3 Danny wrote in his diary about his day as a babysitter. Put the paragraphs in the correct order.

Dear Diary,

- (1) I woke up before the sun rose this morning. Today I would be a babysitter! I thought about it all day at school.
- () Next, I pushed her on the swing. Brian wanted to give her a push, but Debbie said no. She loves her big cousin!
- () When the sun set, I took Debbie home. I helped her brush her teeth and climb into bed. I read her a story. At 9:30 p.m., my aunt and uncle came home.
- (2) After school, Brian came with me. We went to the playground. I thought that it would be easy to babysit there. I was wrong!
- () I wanted to lie on the grass, but Debbie wanted to play games. We ran, we climbed, we played catch and we played soccer. Finally, we had supper. Debbie ate hers in about one minute! Then she was running again! So was I!
- () First, Debbie climbed up very high. I was scared that she would hurt herself, but she held on well.
- () I can't write any more tonight. I'm too tired. Anyway, it was a good day.



Lesson 6: Stories about Spring



- What clothes do you wear in spring?
- What interesting things do you see in spring?

Dear Wang Mei,

It isn't snowing today, but there is still snow on the grass. In Edmonton, the weather in March can be cold and snowy or warm and sunny. It's a little wild. The temperature can be as low as -15°C , but it can also reach 15°C . Still, sometimes it snows in April and May! The temperature drops below zero on those snowy days. We probably won't see any flowers until May or June!

After school today, we played outside. We played "snow" soccer. We had to wear our jackets and boots, but it was fun. Danny fell into the snow! Maybe next month we will play in our shorts and T-shirts!

I like the Chinese name for winter jasmine. It's interesting. Here, we have Groundhog Day on February 2 for the coming of spring. In spring, many families drive to the countryside on weekends. A popular place to go is a sugar bush. It's so much fun to make syrup.

I love spring because of all the fun activities. Also, summer follows it!

Talk to you soon!

Jenny



Culture Tip



Groundhog Day is on February 2. On that day, a small animal called a groundhog comes out of a hole in the ground. If it sees its shadow, then spring won't come for another 6 weeks. But if the groundhog does not see its shadow, then spring is very close. How does a groundhog know? It doesn't! It's just a very old tradition in North America.

Let's Do It!

1 Read the lesson and answer the questions.

1. Why does Jenny think the weather in Edmonton is a little wild?
2. What activities do people in Canada do in spring?
3. Why does Jenny love spring?

2 Fill in the blanks with the words in the box.

low until zero drop

1. The boy didn't stop running _____ he reached the finish line.
2. Water turns into ice at _____ degrees Celsius.
3. The temperature in Shijiazhuang can be as _____ as -3°C in spring.
4. In my hometown, the temperature can _____ below zero at night.

3 Read the passage and fill in the blanks with the sentences below.

Winter is long, cold and dark, so people stay inside most of the time. When spring arrives, people turn their thoughts to the outdoors. _____ They like to wear light shirts and blouses on warm spring days.

_____ There are lots of activities: cycling, in-line skating and picnicking in the park. Many schools have soccer teams and other clubs for their students. Spring is a time to look forward to flowers and fresh food from the garden. Many people go outside and work in their gardens.

_____ Everyone loves spring.



- A. What fun outdoor activities do people like to do in spring?
- B. Spring is a season of hope.
- C. People don't need to wear heavy clothes to keep warm.

4 Think about things you can do in spring and why you do them. Write a short passage to share with your classmates.

Unit Review

Building Your Vocabulary

I. Unscramble the words and discover the answer to the riddle.

i n s t e d a	— — ○ — — — —
s h u p	○ — — — —
l y n e a r	— — — — ○ — —
d w i n	— — — — ○ — —
p l n t e y	— — — — ○ — —
g o n l	— — — — ○ — —

Riddle:

It is a season. People always think of it as a time of rebirth, renewal and regrowth.

Answer:

It's _____.

II. Fill in the blanks with the correct forms of the words or phrases in the box.

push plenty of not... until neither... nor average activity

1. Don't worry. We have _____ time to get ready for the trip.
2. _____ Lucy _____ her sister passed the English exam.
3. This year, our school organized lots of _____ to enrich our lives.
4. Brian _____ the door open and went into the room.
5. He did _____ watch TV _____ 10:00 p.m.
6. The _____ age of these workers is 20. They are really active.

Grammar in Use

Match the words to make compound words. Then make sentences using the new words.

news	home	country	thunder	any	play	hill	sun	week
side	storm	town	paper	set	end	more	ground	side

Listening and Speaking

I. Listen and repeat. Pay attention to the letters in red.

1. Tell us the exact **t**ime!
2. I know a good **d** game.
3. When **i**t snows, it's not **h**ot.
4. I love spring because of all the fun **a**ctivities.

II. Listen to the dialogue and answer the questions.

1. What is Steven going to do this Saturday?
2. Who will go to the countryside together with Steven?
3. What time will they meet at the park gate?

III. What season do you enjoy most? What do you like about it? Talk about it with your partner. You can use the ideas below.

The Weather

It is too hot/cold/windy/snowy.
The weather is just right.
It gets warmer/colder.

Environment

Flowers blossom and trees turn green.
There are many fresh fruits and vegetables.
It is cold and there is snow and ice everywhere.

Sunrise/Sunset

The sun rises early/late.
The sun sets at about 6:00 p.m.
The days get longer/shorter.

Activities

I love swimming in the sea.
I can go boating with my parents.
We go skiing during the winter holiday.

Putting It All Together

Read the passage and answer the questions.

Festivals in Spring

The Spring Festival: The Spring Festival, the Chinese New Year, falls on the first day of the first lunar month, and ends on the fifteenth day. There are all kinds of cultural activities during this festival. Firework shows, dragon dancing and lion dancing are very common. It is a time for families to get together. No matter where they are, people come home to celebrate the festival with their families.

Maslenitsa: Maslenitsa draws its roots from religious activities, but now it is about the new birth of nature. Pancakes are an important part of the celebration because they are round, yellow and hot, just like the sun. The festival lasts for a week. There are special activities. It is perhaps the most cheerful holiday in Russia.

- **The Festival of Colours:** Every year, Indian people celebrate this festival
- to greet the coming of spring. During the celebration, people pray, dance
- and share special food. They throw bright, colourful powders at friends and
- strangers. Hugs and smiles are also a part of the celebration. Everyone has fun.

1. How long does the Spring Festival last in China?
2. What are some common cultural activities during the Spring Festival?
3. Why are pancakes an important part of the celebration of Maslenitsa in Russia?
4. Who celebrates the Festival of Colours?

Self-Evaluation

Find more examples from this unit. Then mark your stars.

I. Talking about the Weather and Spring

It's quite warm today. Spring is coming.

I can describe the weather and spring in English.



II. Talking about Outdoor Activities

Children run around or play on the swings.

I can describe outdoor activities in English.



III. Word Building

maybe thunderstorm sunrise

I know a lot of English compound words.



Enjoyment

*Hills, loud with new water,
Running swiftly under ice
As clear as glass.
Flowers, tiny, brave and
Bright in the old snow.*

*Trees, smelling fresh with life.
Leaves opening slowly
Under the pale blue sky.
The sun, warm and golden,
Softly kissing the earth.*

UNIT 2

Lessons 7 ~ 12

Plant a Plant!



We Will Learn

Functions

- ▶ Talking about Plants and Gardening

Grammar

- ▶ Word Building

Structures

- ▶ It's fun and important to plant plants.
- ▶ Gardening is a very enjoyable hobby.
- ▶ That is the whole purpose of growing a garden.

Lesson 7: Planting Trees



- When is Tree Planting Day in China?
- What are the basic steps for planting a tree?

It's March 12. Li Ming and his classmates are on a hillside. They are planting trees as a school project. A worker is there helping them.

Li Ming: Excuse me, sir. We are digging a hole. Is it big enough?

Worker: Maybe you should make the hole a little bigger. It must be large enough to hold the roots of the seedling.

Li Ming: I see. Thank you.

Worker: Now, put the seedling inside, cover the roots and fill the hole with dirt. Then pack the dirt around the new tree with your feet.

Wang Mei: OK. By the way, there is another group of people down the hill. Are they also coming to plant trees?

Worker: Yes. Many people are worried because the environment is changing, and they want to do something to help.

Li Ming: These changes are serious. When there is a dust storm in spring, it gets windy and dirty everywhere.

Wang Mei: Ms. Liu told us the wind blows the dirt and the sand here from the north. Nothing can stop the wind because there are not many trees left.

Worker: Exactly. A lot of rich lands in the northern area have turned into desert.

Li Ming: I suppose tree planting is very important work.

Wang Mei: For sure. I really like this project. It's also a great way to learn about nature.

Worker: Yes. It's fun and important to plant plants. Oh, and please remember to put a little water in the bottom of the hole.



Let's Do It!

1 Read the lesson and write true (T) or false (F).

1. Li Ming and Wang Mei were having a picnic on a farm. ()
2. They asked a teacher for help. ()
3. Li Ming saw another group of people on the hillside. ()
4. Wang Mei really liked the project. ()

2 Fill in the blanks with the words in the box. Then put the steps for planting a tree in the correct order.

bottom hole around cover roots

- ☐ Put the _____ of the seedling into the hole.
- ☐ Put a little water in the _____ of the hole.
- ☐ _____ the roots and fill the hole with dirt.
- ☐ Pack the dirt _____ the new tree with your feet.
- ☐ Dig a _____ big enough to hold the roots of the seedling.

3 Complete the passage with the missing phrases.

The Green Great Wall was built across _____ of the country. What is the Green Great Wall? It is made up of strips of human-planted forest.

Each year _____ blow a lot of soil off the land. Things are getting more and more serious. About 3 600 square kilometres of grassland are taken by the Gobi Desert every year.

The Green Great Wall project started in 1978. By _____, people hold back the expansion of the desert and raise northern China's forest coverage by 5% to 15%. By the year 2050, _____ will be about 2 800 miles long.

- | | |
|-------------------------|------------------------|
| A. the Green Great Wall | B. planting more trees |
| C. dust storms | D. the northern part |



4 Work in pairs. Read the lesson and the passage above again. Why should we plant trees? Talk about it and list at least three reasons.



Lesson 8: Why Are Plants Important?



- What plants grow near your home?
- Why do we need trees?

Danny, Jenny and Brian are walking in a forest.

Jenny: I love this forest. There are so many trees and plants. The air is always clean and fresh.

Brian: Yes. Trees and other plants help clean the air.

Jenny: That's true. It's pleasant to walk in the forest. When the weather is sunny and hot, you can sit in the shade under a tree. It's nice and cool.



Danny: I'm hungry! Maybe I can eat a plant!

Brian: Sure, Danny! Look, there is an apple tree over there!

Danny: Is there a donut tree?

Brian: Donuts don't grow on trees!

Jenny: Trees and other plants are important to people. They help us fulfill our basic needs.

Brian: That's for sure. People use trees and other plants in many ways. The trees and plants take energy from the sun and turn it into food. Medicine and clothing are also made from trees and plants.

Jenny: The forest is important to animals, too. Many animals live in the forest and eat the fruit from the trees. They eat other plants, too.

Brian: And plants cover the soil. That way, the wind and water don't carry the soil away. Plants also make everything look beautiful.

Danny: In a word, we can't live without plants!

Let's Do It!

1 Read the lesson and tick the items mentioned.

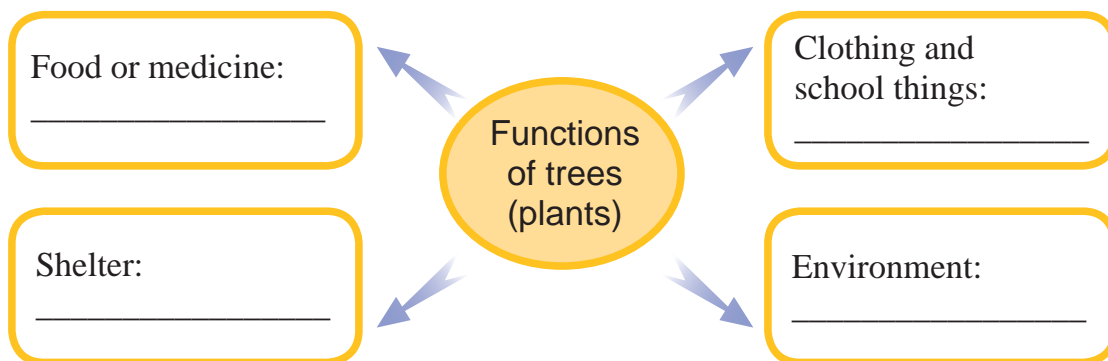
- ☐ People can eat plants or use them as medicine.
- ☐ Plants help make the air clean and fresh.
- ☐ Many animals live in the forest.
- ☐ Books, paper, pencils and erasers all come from plants.
- ☐ Animals eat the fruit from the trees.
- ☐ The plants cover the soil and can stop the dust.
- ☐ When the weather is sunny and hot, people can sit in the shade under a tree.
- ☐ The plants make everything look beautiful.
- ☐ People use wood from trees to build houses and furniture.

2 Complete the passage with the correct forms of the words in the box.

basic shade forest cover pleasant

There are many trees and plants. It's _____ to walk in the forest. When the weather is sunny and hot, you can sit in the _____ under a tree. Trees and other plants are one of our _____ needs for life. Many things are made from trees and plants. Most animals live in the _____ and eat the fruit from the trees. And plants _____ the soil. That way, the wind and water don't carry the soil away.

3 Work in pairs. Think about why we need plants. Discuss it and fill in the mind map. You can use some ideas from Activity 1.



Lesson 9: Gardening with Mary



- What's your favourite TV program?
- Have you ever watched a program about gardening on TV?

Show: Gardening with Mary

Time: Saturdays, 2:00 p.m.

TV channel: ABS (channel 53)



Do you like gardening? Don't miss "Gardening with Mary" on Saturday afternoons. Mary Green will show you the best way to grow all kinds of plants. She has lots of good advice for every gardener!

What kinds of flowers will grow best in your garden? When is the best time to plant vegetables? How much water do new trees need? Mary knows. She has all the answers!

"Gardening is a very enjoyable hobby," says Mary Green. "First, you have fun working in your garden. I just love to dig in the soil! Then, you can enjoy fresh flowers, vegetables and fruit from your own garden."

Mary Green has written many popular books about gardening: *Grow Your Own Food*, *Green Is My Favourite Colour*, *Smell the Roses* and more. Now she has a TV show! Watch Mary at work in her own garden. She will plant an apple tree. She will show you the best place to grow potatoes. She will tell you about her favourite flowers: roses.

"I have a special show about roses," says Mary Green. "I love roses! Roses smell so wonderful. Are roses difficult to grow? No! You just have to choose the right kinds of roses for your garden."

Log onto our website and post your questions there. In every show, she will read the posts and answer your questions.

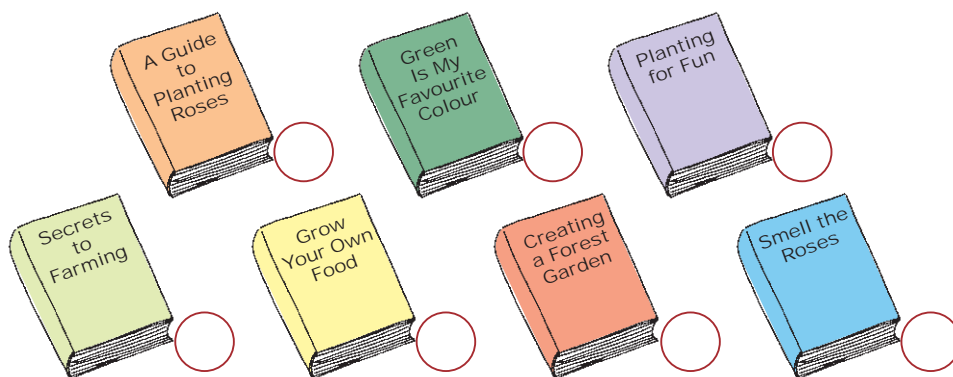


Let's Do It!

1 Read the lesson and choose the correct answers.

1. "Gardening with Mary" is on _____.
☐ Saturday afternoons ☐ Saturday evenings
2. Mary Green will show us the best way to grow _____ on the show.
☐ roses ☐ all kinds of plants
3. Mary Green thinks roses are _____ to grow.
☐ easy ☐ difficult

2 Are the books below written by Mary? Listen to the names of the books and tick the ones mentioned.



3 Fill in the blanks with the correct forms of the words in the box.

answer plant water garden show

1. They especially like _____ flowers. They have a garden full of _____.
2. This flower needs lots of _____. You should _____ it every day.
3. Who can _____ this question? The _____ is very easy.
4. Mary likes _____ so much. She spends most of her time in the _____.
5. Yesterday, Mr. Cox _____ us the best way to make noodles on the TV _____.

The words in the box play different roles in each sentence above. How are they different? Can you find more words like those?



4 Suppose you are writing to Mary, what questions would you like to ask her about gardening?

Lesson 10: Make Your Garden Grow!



- Do you like gardening?
- What is fun about growing a garden?

There are many ways to grow a garden. You must consider many things when you decide to begin gardening.


Does your garden get enough sun? That's important. Most plants need a lot of sunlight to grow well.

Does your garden have good soil? You can test it to make sure. To make the soil rich enough, you can put compost in your garden. It is the best food for plants.

Is it easy to water your garden? Plants need water to grow strong and stay healthy. Usually, rain waters plants, but sometimes there is not enough rain, and the garden gets dry. You need to keep water nearby.

What else do you need to consider for your garden? Think about animals. Rabbits, squirrels and many other animals will try to get into your garden and eat your plants. You need to make a fence. It can help keep these small animals away from your garden.

Finally, don't forget to have fun. That is the whole purpose of growing a garden. You have fun planting it. You have fun taking care of it. And best of all, you have fun eating all the great food from it.



Hands-on Activity

Plant your own seed in a pot. Just follow these steps:

- Dig a small hole. Put the seed in it.
- Cover your seed with soil.
- Water your seed every day. It can't water itself!
- Put it in the sun. Plants need sunshine!

Soon, your seed will grow roots and a stem. Then it will grow a leaf and then another leaf. Your seed will grow into a plant.

Let's Do It!

1 What do you need to consider to grow a good garden? Read the lesson and tick the factors mentioned.

- | | | | | |
|----------------------------------|--------------------------------|--------------------------------|----------------------------------|--------------------------------------|
| <input type="checkbox"/> heat | <input type="checkbox"/> light | <input type="checkbox"/> space | <input type="checkbox"/> a fence | <input type="checkbox"/> temperature |
| <input type="checkbox"/> climate | <input type="checkbox"/> water | <input type="checkbox"/> air | <input type="checkbox"/> soil | <input type="checkbox"/> sunlight |

2 Read the lesson again and write true (T) or false (F).

- Before we begin gardening, there are many things we need to consider. ()
- Few plants need a lot of sunlight to grow well. ()
- Sometimes there is not enough rain, and the garden gets dry. ()
- A fence can help keep small animals away from your garden. ()
- Getting exercise is the whole purpose of growing a garden. ()

3 The words in *italics* are from this unit. Tick the correct answers to complete the sentences.

- If you put one thing _____ another thing to hide it or keep it safe and warm, you *cover* it.
☐ over ☐ under
- Before you plant a garden, you should *consider* or _____ carefully about something.
☐ look ☐ think
- The *purpose* means the _____ for something.
☐ reason ☐ time
- The engineer *tests* the machine to _____ if it works well.
☐ check ☐ make

PROJECT



WHAT DO YOU WANT TO PLANT?

Suppose you have a garden, what do you want to plant? Write a passage and present it to your classmates.

Example:

I want to plant vegetables in my garden. I'd like to plant tomatoes and eggplants. I will water them on time. My grandpa is good at farming. I will ask him for advice. I will have fresh vegetables. Gardening is fun!



Lesson 11: Amazing Plants



- How many plants can you name?
- Have you ever heard about any special plants?



A flying flower?

Look at this plant. Its flowers look like egrets. What are egrets? They are a kind of bird. Because this plant's flowers look like flying egrets, people call it the egret flower. It grows in eastern Asia. Isn't it beautiful?



Can plants be shy?

We all know that people can be shy. But how can a plant be shy? When something touches this plant's leaves, they close up tightly. After a few minutes, the leaves open up again. This plant is fun for small children to play with.

What makes a tree laugh?

When it comes to laughing, this tree is really funny. This is because the fruit of this tree has a hole in it. If the wind blows, this amazing tree "laughs". When people first hear it laughing, they are usually quite surprised and begin to laugh along with the tree. It grows in the middle of Africa.



Can a fossil be alive?

Look at this plant. It grows in the southwest of Africa. Like most plants, it has roots. But it has only two leaves and a stem. Its two leaves continue to grow for its whole life. Does it look old? This plant can live as long as 1 500 years, so people call it a living fossil.



Let's Do It!

1 Listen and number the sentences.

- ☐ When you touch this kind of plant, it closes up tightly.
- ☐ This plant can live as long as 1 500 years. It really is a fossil.
- ☐ Look at these flowers! They look like flying egrets!
- ☐ This amazing tree laughs when the wind blows.

2 Read the lesson and fill in the table.

Plant	Place	Feature
		
	South America, China and other countries.	When something touches its leaves, they close up tightly. After a few minutes, they open up again.
		
		

3 Fill in the blanks with the correct words. The first letter is given.

- Don't t_____ the dish! It's very hot!
- China is a country in e_____ Asia.
- He was too s_____ to talk to others.
- She cut her hair very short and everyone was s_____ by her new look.

4 Look for more amazing plants and talk about one of them. You can talk about the following aspects.

Task tips:

What is it? Where does it live? What does it look like?
Why do you think it is amazing?



Lesson 12: Danny's Plant



- What is agriculture?
- What kind of plants do you want to grow?

Date: March 28

Weather: Sunny and warm

Dear Diary,

I have a lot to write about this week!

I want to write a report about agriculture.

Agriculture is all about growing plants and raising animals for food.

To learn more about plants, we planted some seeds. I planted one in a small pot. I gave it plenty of water, and it sprouted a few days later. Soon, it grew a stem and a leaf.

Now, something new is growing at the top of the stem. It's a flower bud. It will open up and turn into a flower. Later, the flower will become a head, and the head will turn into seeds.

I'm going to look after my plant carefully. I'll put the pot in the yard. There, it can get some sunshine. I'll cover it when the weather is cold. I'll send some seeds to Li Ming. I think he will love them.

Now I'm going to draw a beautiful picture of my plant.

Danny




Let's Do It!

1 Read the lesson and answer the questions.

1. What did Danny and his classmates do to learn more about plants?
2. What happened after Danny watered the seed of his plant?
3. Why will Danny put the pot in the yard?
4. What does Danny want to send to Li Ming?


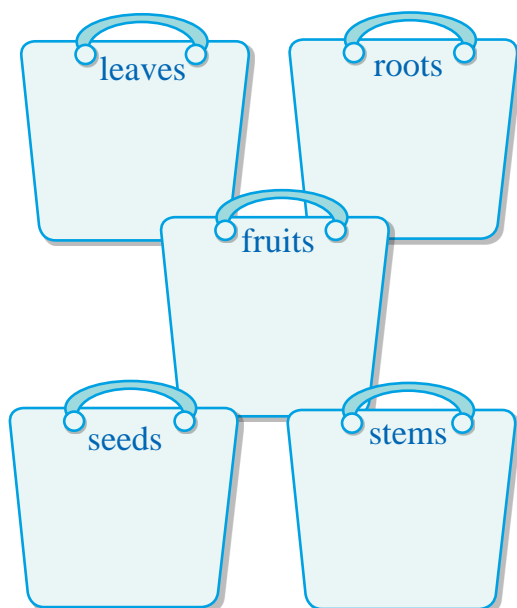
2 Complete the sentences and label the plant.

- A. A bud opens up and becomes a _____.
- B. A _____ grows under the ground and gets water from the soil.
- C. A _____ is the long thin part of a plant.
- D. _____ are parts of a plant. They grow from a stem, from a branch or directly from the root.



3 What parts of plants do we usually eat? Group them into the baskets.

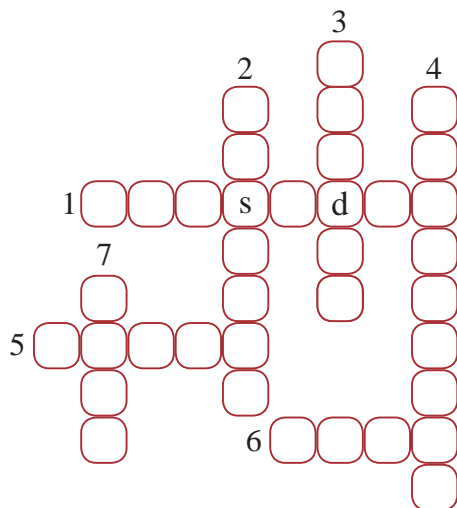
Parts of Plants We Eat



Unit Review

Building Your Vocabulary

Complete the clues and do the crossword.



ACROSS

1. This project is challenging, but it's good for everyone. If you have time, you should c_____ it.
5. You should never judge a book by its c_____, but should you judge a story by its title?
6. The stone is brown and round. It has a h_____ in the centre.

DOWN

2. The e_____ sky turned pink as the sun rose.
3. A g_____ is a place outside. You grow plants in it.
4. She was supposed to be on a trip. So when I saw her here, I was s_____.
7. They have learned English in school. M_____ of them understand English well.

Grammar in Use

I. Fill in the blanks with the correct forms of the given words.

1. We had a _____ (please) journey to England this summer.
2. It is _____ (amaze) that this tree laughs when the wind blows.
3. The children are drawing with their _____ (colour) markers.
4. Be _____ (care) with your handwriting.
5. After the earthquake, they became _____ (home) people.
6. They are _____ (happy) about the bad news.

II. Write out the words according to the requirements.

- | | |
|------------------------|----------------------|
| 1. hope _____ (adj.) | 2. water _____ (v.) |
| 3. useful _____ (adv.) | 4. dirt _____ (adj.) |
| 5. warm _____ (v.) | 6. book _____ (v.) |

7. sun _____(adj.)

8. danger _____(adj.)

9. cover _____(v.)

10. lazy _____(adv.)

Listening and Speaking

I. Listen and repeat.

1. I drew a picture of my plants.
2. Are they also coming to plant trees?
3. What makes a tree laugh?
4. When something touches this plant's leaves, they close up tightly.

II. Listen to the sentences and circle the words or phrases you hear.

- | | | |
|---------------------|---------------------|---------------------|
| 1. A. dust storm | B. TV channel | C. a flower bud |
| 2. A. dry | B. shy | C. cry |
| 3. A. eastern | B. northern | C. southern |
| 4. A. at the top of | B. in the bottom of | C. in the middle of |
| 5. A. by the way | B. in a word | C. best of all |

III. Suppose you are Danny. Bring a photo of a plant to class and talk about it with a partner. Answer the following questions:

1. What kind of plant is it?
2. What is it used for?
3. Is it important to us?
4. How can we protect this plant?



Putting It All Together

I. Read the passage and answer the questions.

Are Plants Important to All Animals?

- Plants and animals are living things. All living things need food for energy.
- Without a way to get energy, they would die. Plants and animals get their food in different ways. A plant uses the energy in sunlight to make food for itself. Without sun or oxygen, small plants would not be able to grow into bigger plants. If you put a seed in the ground and give it water and energy from the sun, it will grow. It will grow into good food for other living things, mainly animals. Some animals, such as cows and pandas, eat plants. Some animals eat other animals. We call these animals carnivores. Still, plants feed all animals! How? Think of a tiger. The tiger eats animals that eat plants.
- Without plants, the tiger would have nothing to eat.

1. What are living things?
2. Do plants and animals get their food in the same way?
3. How does a plant make food for itself?
4. What do animals eat?

II. How do you plant a plant? Write down your answer and discuss it with your partner.

1. _____
2. _____
3. _____

Self-Evaluation



Find more examples from this unit. Then mark your stars.

I. Talking about Plants and Gardening

Please remember to put a little water
in the bottom of the hole.

I can discuss plants and gardening in English.



II. Word Building

Plant a plant!
It gets windy and dirty everywhere.


I know a lot of English prefixes, suffixes and conversion words.



Pretty Little Plant

*There was a plant.
There was a plant.
A pretty little plant.
A pretty little plant.
The prettiest plant,
The prettiest plant,
That you ever did see.
That you ever did see.*

*And the plant in the hole,
And the plant in the hole,
And the hole in the ground,
And the hole in the ground,
And the green grass grew all around,
All around,
And the green grass grew all around.*



UNIT 3

Lessons 13 ~ 18

Animals Are Our Friends



We Will Learn

Functions

- ▶ Talking about Animals

Grammar

- ▶ Indefinite Pronouns (some, any)

Structures

- ▶ Dogs are friendly and loyal.
- ▶ When animals are scared, they can be dangerous.
- ▶ For this reason, tigers are important to the environment.

Lesson 13: Danny's Big Scare



- Do you have a pet? What is its name?
- What kind of pets would you like to have?

The doorbell is ringing. Jenny goes to open the door.

Jenny: Hello Danny. Come in, please.

Danny: I ran all the way to your house.

Would you and Brian like to go to the zoo this Saturday? I hear there are some new animals at the zoo.

Jenny: Good idea. Brian isn't at home. He hasn't been to the zoo in Edmonton yet. I think he will be glad to go.

(Danny screams!)

Jenny: Danny, what happened? Why did you scream?

Danny: I tried to sit down, but a tiny tiger jumped off the sofa!

Jenny: That's my new friend — Zoe. She is Aunt Jane's cat. Her family went on a vacation and she asked me to take care of Zoe. You almost sat on her. She's afraid of you now.

Danny: Sorry, Zoe. Don't be afraid of me. Come here! I have some donuts for you.

Jenny: Danny! Zoe likes to eat fish. She doesn't like donuts.

Danny: She's gentle and quiet. I'd love to have a pet, too.

Jenny: What pet would you like to have?

Danny: I'd like to have a dog. Dogs are friendly and loyal.

Jenny: Yeah. They even help people sometimes.



Let's Do It!

1 Read the lesson and underline the sentences that describe pets.


Example:

Zoe likes to eat fish.

2 Read the lesson again and fill in the blanks.

One day, Danny _____ all the way to Jenny's house. He _____ the doorbell, and Jenny welcomed him. Danny asked Jenny and Brian to go to the zoo on Saturday. Jenny thought it was a good idea. Suddenly, Danny screamed! He told Jenny he saw a _____ tiger jump off the _____.

3 Look at the list of popular pets. Match each pet with the reasons why people might have it as a pet. Finally, tick the pets you have or would like to have.

The most popular pets in the world	Reasons
<input type="checkbox"/> cats <input type="checkbox"/> dogs <input type="checkbox"/> fish <input type="checkbox"/> birds <input type="checkbox"/> other small mammals (rabbits, ferrets...) <input type="checkbox"/> others	quiet kind loyal lovely cute helpful good companions 

4 Work in groups. Interview your group members about their pets and complete the survey.

Do you have a pet?

If yes, what is it?

If no, what pet would you like to have?

Can you describe your pet?

- What does it look like?
- What does it eat?
- What does it like/dislike doing?
- How do you look after it?



Lesson 14: Amazing Animals



- Can you name some animals you have never seen before?
- What animals do you think are amazing? Why?



Long-eared jerboas look like mice. With their long ears, they also remind people of rabbits. Their ears are much longer than their heads. They live in the deserts of Asia. On the sand, they jump like kangaroos! What a cute animal!



Kiwis are birds, but they can't fly. Kiwis can be as big as chickens. Like all birds, they lay eggs — big eggs. People call them Kiwis because they make the sound: keee-weee. Kiwis live in New Zealand and are a national animal of the country. Do you like them?

Long-nosed monkeys live in Southeast Asia. They are famous for their large noses. Their noses are as big as eggplants! When the monkeys are happy or excited, they shake their noses. That's funny!



Can fish fly? Most people would say no. Look at this fish. It looks like a bird with its large wings. It can jump out of the water and flap its wings up to 70 times a second. You can see flying fish all over the world. It flies out of the water to avoid enemies.



Let's Do It!

1 Listen to the passage and write true (T) or false (F).

1. Jerboas have long ears and look like mice. ()
2. Jerboas' front legs are longer than their back legs. ()
3. Jerboas are good at jumping. ()
4. They live all over Europe. ()

2 Fill in the blanks with the words in the box.

lay wings enemy avoid mouse sand

1. The _____ didn't see the cat nearby. It ran out the cave and was caught by the cat.
2. In summer, he likes to go to the beach. He enjoys walking on the _____.
3. These days, more and more people are raising chickens, not only because chickens are great pets, but also because they _____ eggs.
4. Birds use their _____ to fly.
5. The driver had to stop suddenly to _____ an accident.
6. Man has no greater _____ than himself.

3 Suppose you are a zoologist and fill out the animal information cards.

Name: Long-eared jerboas
Where do they live?

What makes them amazing?

They look like _____. With their long ears, they also remind people of _____.



Name: Long-nosed monkeys
Where do they live?

What makes them amazing?



Name: Kiwis
Where do they live?

What makes them amazing?

They are birds, but they can't fly. They _____ big eggs.



Name: Flying fish
Where do they live?

What makes them amazing?



Lesson 15: The Zoo Is Open



- What animals do you think are dangerous? Why?
- What rules should we obey at the zoo?

It's Saturday. Jenny, Danny and Brian don't have classes today. They go to the zoo.

At a quarter to eleven, Brian, Jenny and Danny arrive at the zoo. They go through the entrance and see a sign.



Danny: *(He points to the sign.)* Why can't we take photos?

Brian: Maybe cameras scare the animals. When animals are scared, they can be dangerous.

Jenny: Look! There's a bear. And he's sleeping.

Danny: It's nearly noon. He's very lazy! Wake up, Mr. Bear! I have some donuts for you!

Jenny: Danny, stop! You can't feed donuts to a bear!

Brian: Remember the sign? We can't feed the animals.

Danny: Oh, that's right! Sorry, I forgot. Let's see the pandas. They're so cute.

Jenny: We don't have any pandas at the Edmonton Zoo, Danny.

Danny: Why not?

Jenny: Pandas live mainly in China. They eat bamboo. We don't have any bamboo here in Edmonton.

Danny: I see. But we have lots of grass here. Look at those giraffes. They like eating grass. Maybe the pandas could eat some grass instead of bamboo.

Jenny: And maybe you could eat some carrots instead of all those donuts.

Danny: You're funny, Jenny. I'm a dinosaur, not a rabbit.



Let's Do It!

1 Listen and tick the correct answers.

1. What day is today?
☐ Saturday. ☐ Sunday.
2. Where do they go?
☐ The zoo. ☐ The park.
3. What time is it when they arrive?
☐ 11:15 a.m. ☐ 10:45 a.m.
4. What do they see at the entrance?
☐ A photo. ☐ A sign.
5. What animals do they see?
☐ A bear and a panda. ☐ A bear and some giraffes.

2 Fill in the blanks with the correct forms of the words or phrases in the box.

danger nearly instead of go through take photos wake up

1. This box is too big. It can't _____ the door.
2. We took the plane _____ the train to travel there.
3. Excuse me, can I _____ here? It's beautiful!
4. The boys are playing soccer on the street. It's very _____.
5. I never remember my dreams when I _____.
6. It was _____ 10:00 p.m. when he got home last night.

PROJECT



WE'RE GOING TO THE ZOO!

Have you ever visited a zoo? Write a story about your trip to the zoo. Don't forget to answer these questions:

- When did you go to the zoo?
- Who went to the zoo with you?
- What animals did you see?
- What animals did you like best? Why?
- Did you feed any animals?
- Are zoos good for animals? Why or why not?



Zoos help stop animals from going extinct.

Lesson 16: The Bear Escaped!



- What do you know about April Fools' Day?
- Have you ever played a trick on a friend? What did you do?

Jenny and Brian are in the classroom. They are looking for Danny.

Jenny: (*She whispers.*) There's Danny, Brian. And he is sleeping! Let's do it now!

Brian: (*He smiles.*) OK.

(They quietly walk over to Danny.)

Brian: Danny! Danny! Wake up! The bear at the zoo woke up! He escaped! We heard about it on the radio!

Danny: (*He is excited.*) He escaped? That's great!

Jenny: No, Danny! What will happen if he comes to our neighbourhood?

Brian: On Saturday, you asked the bear to wake up. You wanted to give him some donuts. Do you remember? Maybe the bear is coming to get his donuts!

Jenny: (*She laughs.*) Maybe you will have a new pet, Danny — a pet bear!

Danny: Oh no! I don't have any donuts today. He will be angry!

Brian: He might eat you instead, Danny!

(Danny jumps up and down.)

Danny: Run, everyone! There's a fierce bear coming. Protect yourselves!

(Danny suddenly stops and thinks.)

Danny: Hey... Wait a minute. Why are you laughing? You're joking, aren't you?

Brian & Jenny: (*They point at Danny.*) Happy April Fools' Day!



Culture Tip



April Fools' Day is the first day of April. In most Western countries, people like to play jokes on each other. When you play a joke on somebody, you laugh and they laugh, too. But don't play jokes that make other people sad or mad. April Fools' Day is meant to be fun for everyone.

Let's Do It!

1 Read the lesson and fill in the blanks to complete the story.

Today was April Fools' Day. Jenny and Brian wanted to play a trick on Danny. Danny was sleeping. Jenny and Brian _____ him up. They told Danny a bear _____ from the zoo. Danny was not scared when he first heard the news. _____, he felt happy. Then he heard the bear was coming for his donuts. He was scared and told everyone to run. But he soon realized they were playing a _____ on him.

2 Listen to this introduction about bears. Then correct the following passage.

Bears are gentle animals. A bear usually has a large body with long, strong legs, a long nose and a short tail. While polar bears eat meat and giant pandas feed on grass, other bears eat both meat and fruit. Bears can run faster than tigers and lions. They are good swimmers. They are also good at climbing trees. The number of bears is getting bigger and bigger. There are only seven kinds of bears in the world now. We should protect them and stop them from disappearing.



3 Search for more information about April Fools' Day on the Internet or in books, then do the following things.

1. Write down the information on a piece of paper.
2. Exchange it with a partner or a group member.
3. Imagine today is April Fools' Day. Work in groups and think about how you can play a joke on your friends. Whose joke is the most interesting?

Lesson 17: Save the Tigers




- Where can you usually see a tiger?
- Do you think tigers need our help? Why or why not?

“Save the tigers” is a group of volunteers. These volunteers hope to save the tigers of the world. At the beginning of the 20th century, the number of tigers in the wild was around 100 000. But today that number has dropped to a few thousand.



Save the Tigers group works to protect the tigers.

Tigers live in the forests of Asia. They usually have orange fur and dark stripes. Tigers are symbols of strength and courage. In many stories, they are brave. The tiger is at the top of the food chain. It helps keep the number of other wild animals in balance. For this reason, tigers are important to the environment.



These tigers live in a zoo.

In recent years, tigers have been in danger of disappearing. Some people hunt and kill tigers for money. People have cut down a lot of trees as well. As forests disappear, tigers lose their homes. The number of tigers in the wild is quickly decreasing and we must do something about it.



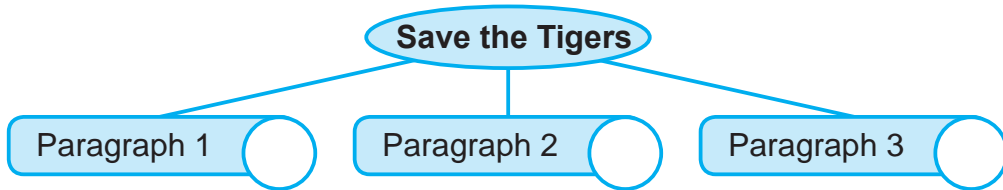
Learning Tip

There are currently six types of tigers: the Bengal tiger, the Siberian tiger, the Sumatran tiger, the Malayan tiger, the Indochinese tiger and the South China tiger.



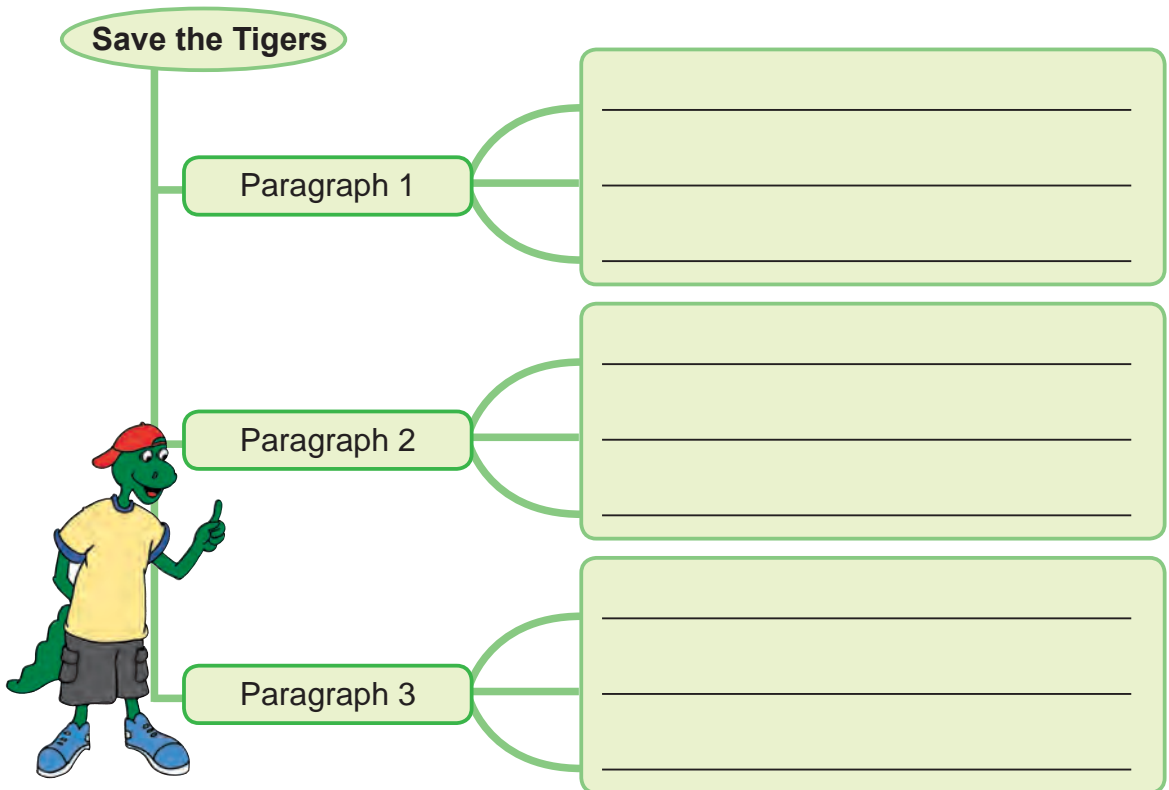
Let's Do It!

- 1 Read the lesson and match each paragraph with its main idea.



- A. Tigers are in danger of going extinct.
- B. "Save the Tigers" is a volunteer group that hopes to stop the tigers from disappearing.
- C. Tigers are important to the environment.

- 2 Read the lesson again and find some sentences to support the main idea of each paragraph.



- 3 Work in groups and discuss some ways we can protect animals. Write down your ideas.



Lesson 18: Friendship Between Animals



- Do you think there is friendship between animals?
- What different animals have you seen living well together?

Dear Li Ming,

This week we learned about some interesting animals.

I used to think only the same animals live together. But yesterday I learned that sometimes different animals live together. Do you know about the rhino? It is big and strong. But it always lets a small bird, an egret, sit on its back.

Are they having fun together? Maybe, but mainly they are helping each other. The egret helps the rhino stay healthy by cleaning its skin. It also makes noise to warn the rhino about coming danger. The rhino helps the egret get food easily. How? It scares small insects hiding in the grass, and the egret eats them.

Isn't that interesting?

Danny



Dear Danny,

What a beautiful relationship they have! Sometimes different animals get together not just to survive, but also for friendship. Have you heard the story of Owen and Mzee? Last week we read that story in class.

It's a very sad story, but it has a very happy ending. Owen, a baby hippo, lost his parents in a big storm. Mzee is a 130-year-old tortoise. The two found each other and became good friends. They ate, slept and swam together.

That's a true story of friendship! It touched many people's hearts.

"How do they understand each other?" I asked Ms. Liu. She said, "Good friends can show they care without words."

She's right. Friendship truly has no boundaries.

Li Ming



Let's Do It!

1 Listen and fill in the blanks.

This week Danny learned about _____. He learned about the relationship between the egret and the rhino. The rhino is big and _____. But it lets a small bird called an egret sit on its _____. They help each other. The egret helps to _____ the rhino's skin. It also makes noise to _____ the rhino about coming danger. The rhino helps the egret get food more _____.


2 Read the lesson and answer the questions.

1. What is the relationship between the egret and the rhino?
2. Who is Owen? Who is Mzee?
3. How did people feel when they heard the story of friendship between Owen and Mzee?
4. Do good friends need to say something to show they care?

3 Read the lesson again and fill in the blanks.

When Owen was a baby _____, he lost his parents in a big _____. He felt very sad and lonely. But everything changed when he met Mzee, a 130-year-old _____. They built a good _____. They ate, slept and swam _____. Owen felt happy again.

4 Look at the two pictures below. What do you think the animals are saying to each other? Fill in the bubbles and act out the dialogues.



Unit Review

Building Your Vocabulary

Read the passage and fill in the blanks. The first letter is given.

You probably know that elephants are the largest land a_____. They are big and s_____. They live in groups. They have a l_____ life, just like human beings. They are usually friendly to people. They eat grass, and people can ride on their backs. But when they feel scared or they get angry, they become d_____. They can knock down trees and carry them out of the f_____.



Grammar in Use

Complete the dialogue with “some” or “any”.

A: What are you doing, Jim?

B: I'm drawing _____ pictures. What about you?

A: Me too. But I don't have _____ pink markers. Do you have _____?

B: Yes, I do.

A: May I borrow _____?

B: Sure. Here you are.

A: Thank you.

Listening and Speaking

I. Listen and repeat.

1. But there **are** only a few thousand tigers in the wild today.
2. Kiwis can be **as** big as chickens.
3. They ate, slept **and** swam together.
4. That's a true story **of** friendship!

II. Listen to the passage and tick the correct answers.

1. What do bears mainly feed on?

☐ Milk and insects.

☐ Roots, frogs and fish.

2. Where do bears live?

☐ Only in Asia.

☐ In Asia, Africa and America.

3. When are bears dangerous?

☐ When they feel scared.

☐ Any time.

4. In cold places, how long do bears sleep?

☐ Nearly four months.

☐ Almost seven months.

III. Complete the dialogue with the sentences in the box. Then work in pairs and talk about other animals.

Tera: _____

Bob: Yes. I know some interesting facts about monkeys.

Tera: _____

Bob: Some monkeys have long noses. Their noses can be as big as eggplants.

Tera: Ha! That's really big! _____

Bob: Some monkeys are clever. They are able to do simple maths.

Tera: Wow! Is that true?

Bob: Yeah! Some monkeys even have a better memory than humans. They can remember colours and shapes.

Tera: Cool! _____

A. What else do you know?

B. What do you know about them?

C. Have you heard of any amazing animals?

D. Monkeys really are amazing animals.



Putting It All Together

I. Read this introduction about pandas. Then fill out the table.

- ☐ Pandas are mammals. They are black and
- ☐ white. They can grow to be between 1.2 to
- ☐ 1.9 metres tall. Bamboo is their main source
- ☐ of food. Wild pandas live in China. Their
- ☐ average life span is about 20 years. The
- ☐ average weight of a panda is about 80 to 130
- ☐ kilograms. They are so cute that people all
- ☐ over the world love them.
- ☐
- ☐



Facts about Pandas					
Type	mammal	Food		Home	
Life Span		Size		Weight	

II. Writing

Share an interesting story about animals with your classmates. Then write it down.

Self-Evaluation

Find more examples from this unit. Then mark your stars.

I. Talking about Animals

When animals are scared, they _____
can be dangerous.

I can talk about animals in English.



II. Indefinite Pronouns: some, any

I have some donuts for you.


I don't have any donuts today.

I can use indefinite pronouns properly.



Stand So Still

*I'm at the zoo watching all the animals,
I want to make friends with one today.
Throw some food to the ducks by the water,
Stand so still while they waddle my way.*



*I'm at the zoo watching all the animals,
I want to make friends with one today.
Toss a fish to the seal in his pool,
Stand so still while it swims my way.*



*I'm at the zoo watching all the animals,
I want to make friends with one today.
Hold some grass towards the camel,
Stand so still as it walks my way.*



UNIT 4

Lessons 19 ~ 24

The Internet Connects Us



We Will Learn

Functions

- ▶ Talking about the Internet

Grammar

- ▶ Adverbial Clause with “if”

Structures

- ▶ How does the Internet help you?
- ▶ If we want to have a meeting, I can send the invitation online.
- ▶ It is quite easy to find information on the web.

Lesson 19: How Do You Use the Internet?



- What can you do on a computer?
- How do you use the Internet?

Ms. Cox: How does the Internet help you, class?

Jenny: I like to use the Internet to read about sports and technology. With the Internet, we can learn about almost anything. I used to have a desktop computer, but now I have a tablet. It has no keyboard or mouse, so it is easy to carry. Now I can use the Internet anywhere!



Danny: I like chatting with my friends online. We use video chat! I use the Internet to blog about donuts. There are 500 people following my blog! Some of us are planning to organize a Donut Club. If we want to have a meeting, I can send the invitation online. It's quick and easy.

Brian: I like doing research for my homework on the Internet. I'm collecting information about the coffee industry. If I work hard this evening, I will complete my research. Tomorrow I can begin to write my report. Look at this. Coffee grows in more than 70 countries! Grandpa likes coffee very much. I will send my research to him by e-mail.



Learning Tip

Can you name the parts of a computer?



1. keyboard
2. mouse
3. screen
4. monitor

Let's Do It!

1 Read the lesson. Tick the things that Jenny and her classmates like to do on the Internet.

- | | |
|---|--|
| <input type="checkbox"/> watch movies | <input type="checkbox"/> shop |
| <input type="checkbox"/> write blogs | <input type="checkbox"/> chat online |
| <input type="checkbox"/> play games | <input type="checkbox"/> read |
| <input type="checkbox"/> send or receive e-mails | <input type="checkbox"/> listen to music |
| <input type="checkbox"/> do research for homework | <input type="checkbox"/> make friends |

2 Fill in the blanks with the correct forms of the given verbs.

- If you work hard, you'll _____ (get) there in the end.
- If you don't stop him, he will _____ (play) games the whole day.
- If it _____ (rain) tomorrow, Danny will not go to the supermarket to buy donuts.
- If you _____ (go) to bed now, I'll read you a bedtime story.

3 Here is a search homepage. Can you find the information you need? Fill in the blanks using the category headings.

<p><u>News</u> Newspapers, Magazines...</p> <p><u>Arts</u> Photography, History, Literature...</p> <p><u>Society & Culture</u> People, Environment, Religion...</p>	<p><u>Health</u> Diseases, Fitness...</p> <p><u>Education</u> College and University, Middle School...</p> <p><u>Entertainment</u> Movies, Music, TV...</p>	<p><u>Computer & Internet</u> Internet, Software, Games...</p> <p><u>Sports</u> Basketball, Football, Climbing...</p> <p><u>Language</u> English, French, German...</p>
--	--	--

- A game lover can click on “_____” to play computer games.
- If I want to improve my spoken English, I'll go to “_____”.
- “_____” has some excellent movies.
- If John wants to know more about China, he will click on “_____”.
- “_____” helps Jack get information about Oxford University.

Lesson 20: A Computer Helps!



- What do you know about Easter?
- Do you often search for information on the Internet? How?



I just got a new laptop. It is very helpful. When Ms. Liu asked us to write a report about Easter, I decided to do all of my research on the Internet. I entered some key words into a search engine to find information on this topic. Here is what I found.

What is Easter?

Easter is an important festival in Western culture. It's one of the biggest holidays in many countries.

When is Easter?

Easter does not fall on the same day each year. The date depends on the moon, but it is always in March or April.


How do people celebrate Easter?

People celebrate Easter with their family and friends. They eat delicious food together. In this way, it is like the Chinese Spring Festival. On Easter Day, many children have egg hunts and eat chocolate rabbits. Rabbits and eggs are symbols of new life. Children believe that the Easter Bunny comes and hides chocolate eggs for them to find.



Culture Tip

The celebration of Easter is all about new life. Christians celebrate new life at Easter. Though the meaning of Easter has changed over time, the rabbits and eggs remain. Children use baskets to collect coloured eggs when they go hunting for Easter eggs.



Let's Do It!

- 1 Danny is planning an Easter egg hunt for his cousin Debbie. Listen to the passage and write true (T) or false (F).

1. Danny brings a basket with him.
2. Debbie hides the eggs behind some trees.
3. Debbie is happy to go on an Easter egg hunt.

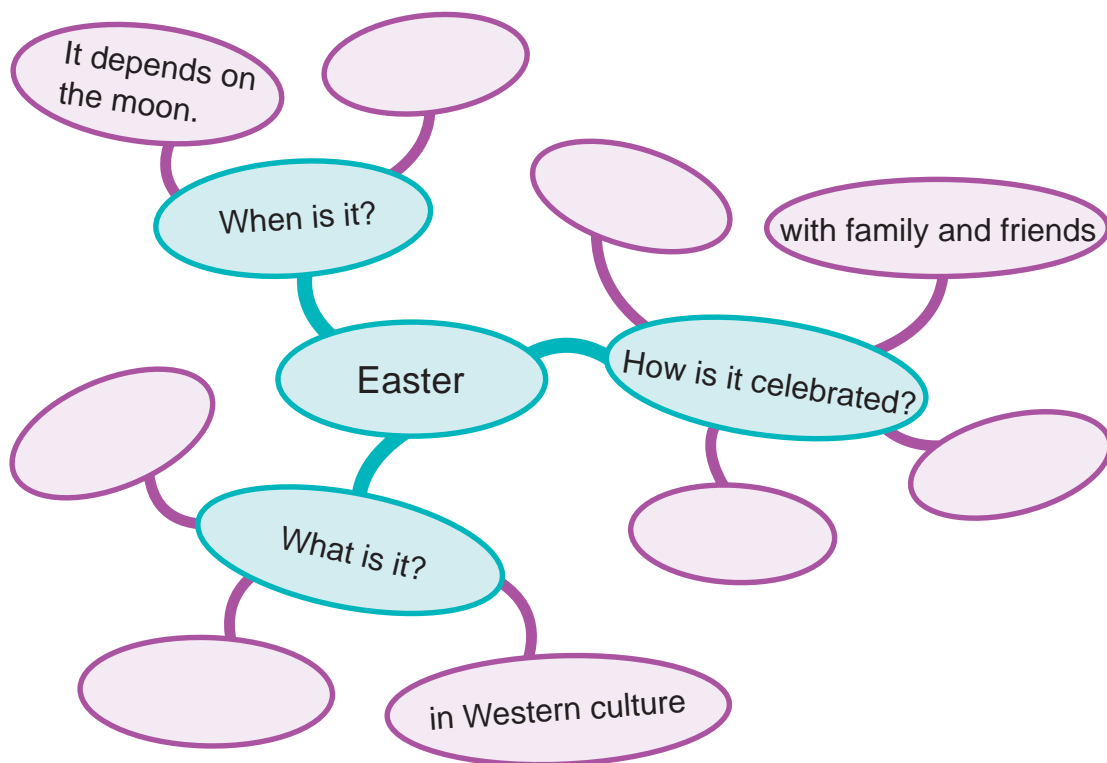
()
()
()



- 2 Read the lesson and fill in the blanks.

Easter is an important _____. It does not fall on the same day each year. Children believe that the Easter Bunny comes and _____ chocolate eggs for them to find. Rabbits and eggs are both _____ of new life. That means Easter is a way to welcome spring. Most people _____ Easter with their family and friends.

- 3 Read the lesson again and fill in the mind map.



- 4 Do you know an important festival in spring in China? Search for some information and make a mind map for it.

Lesson 21: Books or Computers?



- How many books have you read this year?
- Do you read e-books? Do you like them?

The history of books is very interesting. In ancient times, there were no books, and people passed on their knowledge by telling stories. Later, people learned how to write and make paper. With paper, people began to write down their stories. They wrote each word by hand. It took a long time to write just one book!

Then, the printing press appeared and changed the world. With modern technology, it was possible to print books quickly. It was also possible for common people to read books.

Recently, computers and the Internet changed the world again. A new kind of book appeared: the electronic book (e-book). E-books are quickly changing people's reading habits. It is easier for people to buy and sell books online. Information travels faster and farther.

Nowadays, people have many ways to read books. No matter what you have, a computer, a tablet, a laptop, an e-reader or a real book, keep on reading!



This is a modern printing press. It can make thousands of books a day.

Which invention do you think is more important — the printing press or the Internet?



Culture Tip

Did you know that China was the first to invent paper? Paper was invented during the Han Dynasty. Paper is one of the four great inventions of ancient China. The other three inventions are the compass, printing press and gunpowder.



Let's Do It!

1 Read the lesson and answer the questions.

1. How did people write books in ancient times?
2. What made it possible to print books quickly?
3. What kind of books quickly changed people's reading habits?

2 Read the lesson and put the sentences in the correct order.

The History of the Book

- ☐ It took a long time to write just one book.
- ☐ It made it possible for common people to read books.
- ☐ The e-book appeared.
- ☐ People had no books, and they shared knowledge by telling stories.
- ☐ The printing press appeared.
- ☐ People download books from the Internet.
- ☐ With paper, people began to write down stories.

3 Fill in the blanks. The first letter is given.

Paper

With paper, people began to write down their stories. People wrote each word by hand. It took a long time to write one book. I_____ couldn't travel far.

Printing press

When the printing press a_____, it changed the world. The m_____ printing press can print books quickly, and makes it possible for the c_____ person to have easy access to books.

Internet

Computers and the Internet changed the world. They made it possible for a new kind of book: the e_____ book. Traditionally books could only be bought and sold at a store, but today you can buy and s_____ books online.

4 Do you like reading paper books or electronic books (e-books)? Why? Talk with your partner and make up a dialogue.

Lesson 22: Travel on the Internet



- Does your grandma live with you?
- What is your grandma's dream? What can you do to help her realize it?

Jane grew up with her grandma. She loves her grandma very much. One day, Jane received some bad news. Her grandma had a terrible type of cancer. This made Jane very sad.

Jane's grandma once had a dream of travelling around the world. Jane wanted to help her realize it, but her grandma was very sick. One day, Jane had a great idea. If Grandma could not travel herself, maybe there was another way.

The next day, Jane went online to tell people her grandma's story. She posted pictures of her grandma on a blog. She asked people if they could help her grandma see the world through pictures. After a few days, many people began to follow Jane's blog. They began posting pictures of Grandma visiting places all over the world. They also sent their blessings and warm wishes with every picture.

Grandma was very surprised when Jane showed her the pictures. In one of them, Grandma was visiting the Pyramids in Egypt. In another, Grandma was standing by the Statue of Liberty in New York. In a third picture, Grandma was on the Great Wall of China. She was even at the Sydney Opera House in Australia. In the last one, she was standing in front of Big Ben in England.

Grandma took Jane's hand and said, "This is wonderful! Thank you and all of those people. You have made my dream come true." Neither Jane nor her grandma would ever forget that day.



Let's Do It!

1 Read the lesson and answer the questions.

1. What's the bad news about Jane's grandma?
2. What is Grandma's dream?
3. What did Jane find on her blog?
4. What did Grandma say when Jane showed her the pictures?

2 Fill in the blanks with the correct forms of the words in the box.




realize receive grow follow blessing

1. The father walked into the house. His son _____ him.
2. I was on vacation last week and I didn't _____ your letter.
3. The rain will be a _____ for the farmers.
4. He will never _____ his dream if he doesn't work hard.
5. You will change your mind when you _____ up.

3 Look at Grandma's pictures and write down the places under the pictures.



The Pyramids, Egypt



PROJECT



TIME TO IMAGINE!

Suppose you see Jane's blog on the Internet. You want to help Jane realize her grandma's dream. What would you do?

Work in a group of four. Write something or draw a picture in your reply.

- In what places would you like to put her grandma's picture?
- What would you say to her grandma? Don't forget to give your warm-hearted blessings to her!

Lesson 23: The Internet — Good or Bad?



- Why are some parents worried about their kids using the Internet?
- Does the Internet make life simpler? How?

The Internet has changed the world. People are able to connect and share information in seconds. However, the Internet has advantages and disadvantages.


Some of the advantages are truly wonderful. In many ways it makes life easier and simpler. It helps us get things done more quickly. It opens up the world to us. And if a friend lives far away, the Internet makes it easy to stay in touch.

But every coin has two sides. Some of the disadvantages can become real problems if we don't take care. Spending too much time online is harmful to people's health. It may even cause them to be less social with family and friends. Aside from that, some people attack the web or use the Internet to steal others' personal information, even banking information.

The Internet can be a useful tool, but don't let it take up all of your time. Use the Internet properly and carefully and it can make your life more colourful.



Where do you want to go? With the Internet, you could meet this student. She lives in Africa.



How far do you want to go? The Internet can even take you to the South Pole!

Let's Do It!

1 Read the lesson and fill in the table.

Good things about the Internet	Bad things about the Internet

2 Listen to the dialogue and tick the correct answers.

- What are Li Ming and Wang Mei talking about?
☐ Their school project.
☐ Their homework.
- Why does Wang Mei think the Internet is good?
☐ She can chat with her friends easily.
☐ She can watch TV programs.
- Li Ming thinks they should use the Internet _____.
☐ carefully and freely
☐ properly and carefully

3 The following are the things you can do on the Internet. Tick the ones that you think are OK for junior high students and give your reasons.

- ☐ E-mail with friends and family.
- ☐ Chat online with friends.
- ☐ Download documents from strangers.
- ☐ Write blogs.
- ☐ E-mail with strangers.
- ☐ Open attachments from strangers.
- ☐ Send, receive or post photos with friends.
- ☐ Play online games for a whole day.
- ☐ Download programs.
- ☐ Stay online after 10:00 p.m.



Lesson 24: An E-mail to Grandpa



- Do you prefer writing a report on paper or on the computer? Why?
- How often do you use your computer for work, study or fun?



Dear Grandpa,

How are you these days?

I am writing this e-mail on my new laptop. It is really nice and very fast. It is so helpful. We can do so many great things on a computer and with the Internet.

I have learned how to use a chat program. Let's chat someday soon. My chat program even has video. It would be a lot of fun to see each other as we talk! Can we set up a time to go online together?

At school this week, I did a report about Easter. My new computer made it fun and interesting. I did all of my research on the Internet. How did I do it? I just typed the right questions into the search engine. It is quite easy to find information on the web.

I know you like reading. I know how to download e-books online. I will send some to you!

I even learned how to find my way around the city. I found a map program on the Internet. It can give me directions to anywhere I want to go. It's amazing. If I want to go to some new places, I can easily find my way.

Talk to you soon,

Wang Mei



Let's Do It!

1 Listen and write true (T) or false (F).

1. Wang Mei is writing an e-mail on her new computer. ()
2. Wang Mei wants to set up a time to go online together with Danny. ()
3. This week at school, Wang Mei wrote a report about Christmas. ()
4. Wang Mei will download some e-books for her grandpa. ()

2 Fill in the blanks with the correct forms of the words or phrases in the box.

search chat program go online set up

1. If you spend too much time _____ online, your parents will be angry.
2. I don't know how to _____ a new computer. Can you help me?
3. People began to _____ for the lost kid.
4. When I want to relax, I turn on the radio and listen to my favourite radio _____.
5. Li Ming wants to _____ and search the Internet for more information about Easter.

3 The following are some common ways to communicate with your friends. Check which ones you use most often and explain why.

- ☐ write e-mails
- ☐ write letters
- ☐ chat online
- ☐ make a phone call
- ☐ visit his/her house
- ☐ others



I like to communicate with my friends by _____
because _____.

4 What do your classmates often do on the Internet? Do a survey of your class and write down the top two answers.

Example:

There are 64 students in my class. Of all the 64 students, 33 students like to write e-mails and search for information on the Internet.

Unit Review

Building Your Vocabulary

I. Fill in the blanks with the words from this unit. The first letter is given.

1. He is familiar with the computer. He can type without looking at the k_____.
2. The child h_____ himself in the closet when he heard his parents come in.
3. After some awful rainy days, the sun finally a_____.
4. Because of excellent engineers, our country's electronic i_____ has developed a lot.
5. She wrote many letters to her old friend but didn't r_____ a reply.

II. Fill in the blanks with the phrases in the box.

set up depend on write down be afraid take up

1. Please _____ your names on each page of the paper.
2. I don't want to _____ my parents for food and clothing.
3. She used to _____ to go out alone at night.
4. I think these tables _____ too much room.
5. How long will it take to _____ that new machine?

Grammar in Use

Rewrite the sentences using "if".

Example:

You know how to chat online. You can make friends with people from every corner of the world.

If you know how to chat online, you can make friends with people from
every corner of the world.

1. You know how to use the computer. You can write your report on the computer.

2. You know another program. You can edit your passage more easily than before.

3. You are careful on the Internet. It will make your life richer and easier.

4. You spend too much time online. It will hurt your family and friendships.

Listening and Speaking

I. Listen and repeat.

1. I often read English storybooks, magazines and newspapers.
2. Could you speak more loudly?
3. With a good education, you can make a difference.
4. They used to be very active together.

II. Listen to the passage and write true (T) or false (F).

1. I was hit by a car when I was five. ()
2. I can't walk but I can play basketball with my friends. ()
3. Now I spend a lot of time reading every day. ()

III. Group activity — a debate!

Everything has two sides — a good one and a bad one. Create a debate in your group.

Step 1: Choose a topic (Of course, your topic must have two sides).

Step 2: Divide the students in your group into two teams.

Step 3: The leader of each team chooses one side of the topic.

Step 4: All of the members in each group search for more information to support their side of the topic and prepare a good argument.

Putting It All Together

Read the passage and write true (T) or false (F).

Computers Are Useful Tools

Computers are fast and seldom make mistakes. They can do many everyday jobs quickly and easily. They are widely used in factories, hospitals and banks.

People, such as scientists, writers, teachers and students, use computers to do all kinds of work. But years ago, computers couldn't do what they do today. They were very big and expensive. Very few people were interested in them or knew how to use them. Today's computers are smaller, cheaper and much easier to use. People use them at home, at work and even when they travel.

Computers and the Internet have changed the way we communicate and allow us to connect in ways we didn't think were possible in the past.

1. Computers can't do everyday jobs. ()
2. Only factories, hospitals and banks use computers. ()
3. Years ago, few people were interested in computers. ()
4. Today's computers are smaller, cheaper and much easier to use. ()

Self-Evaluation

Find more examples from this unit. Then mark your stars.

I. Talking about the Internet

How do you use the Internet?

I can talk about the Internet and use it freely.



II. Adverbial Clause with "if"

If I work hard this evening, I will complete my research.

I can use adverbial clauses with "if" properly.



Everybody! Hear This!

Everybody! Hear this!

Here's a lesson you won't want to miss!

Connect yourself to the Internet.

Your computer is the tool.

Type in where you want to go,

Even talk to another school!

Everybody! Hear this!

Here's a lesson you won't want to miss!

Type the words you want to say.

Press "send" and you will see.

In a minute or two you may receive

An answer on the screen.

Everybody! Hear this!

Here's a lesson you won't want to miss!

Distance does not matter

When you search the Internet.

You can search around the world

For information you won't forget!



UNIT 5

Lessons 25 ~ 30

Buying and Selling



We Will Learn

Functions

- ▶ Raising Money
- ▶ Talking about Business

Grammar

- ▶ Object Clause

Structures

- ▶ What is it for?
- ▶ I'm afraid I can't afford it.
- ▶ I think that they will support the idea.

Lesson 25: Raising Money



- Have you ever had a bake sale?
- Have you ever raised money? What did you do?

Brian: Hi Danny and Jenny. Do you know that our basketball team is going to play in another city?

Jenny: Yes. But the trip costs a lot of money. Each player needs to pay \$150. We need to make some money for the team!

Danny: How can we make money? I don't have a job.

Brian: Maybe we can work together to raise some money. Have you got any ideas, Jenny?

Jenny: Maybe we can have a bake sale. We can sell snacks and other things at lunch hour.


Brian: Good idea, Jenny! I'll bake something delicious. I think everybody likes cookies.

Danny: Yes! How much will they cost?

Brian: One dollar for four cookies.

Danny: I'm going to buy sixteen!

Jenny: We need some advertising. I'll make a poster. What will you sell, Danny?



Let's Do It!

1 Read the lesson and answer the questions.

1. Why do they want to raise money?
2. When will they have a bake sale?
3. How much will Brian's cookies cost?
4. What is Danny going to sell?
5. What does Jenny mean when she says, "Hmm..."?

2 Listen to the passage and fill in the blanks.

1. Each player needs to pay _____ for the trip.
2. Li Ming, Wang Mei and Li Lin decide to work together to _____.
3. Wang Mei wants to bake some _____ to sell.
4. Li Ming wants to _____ a new product to sell.
5. Li Lin will make some _____ to help them.

3 Fill in the blanks with the correct forms of the words or phrases in the box.

sell play dollar pay make money

1. There are usually eleven _____ on a football team.
2. Mr. Han chose a shirt, _____ for it and left the store.
3. That laptop cost you 2000 _____?! That's too expensive!
4. As an employee, I try to _____ for my company.
5. I often go to that bakery. I think it _____ the best cookies.

4 Work in pairs. Your class is going on a field trip. But first, you have to raise money for it. Make up a dialogue and act it out.

Task tips:

- When and where will you go on the field trip?
- How much will the trip cost?
- How much does each student need to pay?
- What will you do to raise money?



Lesson 26: Cookies, Please!



- What do you do with your pocket money?
- Can you think of an invention that would make your life easier? What is it?

It's Thursday. Brian and Danny are selling things to raise money for the school basketball team. A girl comes up to Brian's table.

Girl: How much are the cookies?

Brian: They're cheap! You can buy four for only one dollar.

Girl: Great. I'll take four, please.

Brian: Sure! One dollar, please.




(The girl takes a one-dollar coin from her pocket and pays for her cookies.)

Girl: Do you have any other things for sale?

Brian: Sorry, I only have cookies. But I guess my friend Danny is selling something different.

(The girl goes over to Danny's table. She sees a piece of wood with a red flag.)

Girl: What's that?



Danny: It's a Danny Desk-Cycle! Do you want to buy one?

Girl: What is it for?

Danny: It's a desk. You tie it onto your bike. You can do your homework while you ride your bike.

Girl: I don't think it would be safe to do my homework on a bicycle.

Danny: Try it for one week. If you don't like it, I will give you your money back.

Girl: How much does it cost?

Danny: It's only five dollars. That's a very low price for such a great product!

Girl: No, that's too expensive. I'm afraid I can't afford it. I only have a few cents. I gave most of my money to Brian for some cookies.

Danny: I'm hungry. May I have some of your cookies? We can trade!

Let's Do It!

1 Read the lesson and write true (T) or false (F).

1. Brian's cookies are expensive. ()
2. The girl pays one dollar for four cookies. ()
3. Danny is selling some wood, bags and red flags. ()
4. Danny's invention is for doing homework. ()
5. The girl will buy the Danny Desk-Cycle. ()

2 Fill in the blanks with the correct forms of the words in the box.

coin tie while afford cheap pocket

1. When David visits other countries, he likes to collect foreign _____.
2. Though it's _____, it is of good quality.
3. He locked the door and put the key in his _____.
4. I'll take care of your garden _____ you are away.
5. We can't _____ to pay such a price. We don't have enough money.
6. Bob _____ the dog to the tree before he left.

3 In the lesson, Danny uses some strategies to push his product. Find Danny's strategies and write them down.

Danny's Strategies:

Function of the product: _____

Try out the product: _____

Attractive price: _____

Imagine you are going to push a product. What will you say? Write some sentences.

4 Work in pairs and make up a dialogue using the information from Activity 3.

You can use the following expressions:

- How much... ?
- They're cheap!
- That's fine. I'll take..., please.
- What is this for?
- That's too expensive. I'm afraid I can't afford it.



Lesson 27: Business English



- Do you know any business terms in English?
- Is business English different from everyday English?

English is the language of international business. Do you know that business English can be different from everyday English? In business, people sometimes speak English in interesting ways. You might not always know what they mean. Can you guess the meanings of the sentences below?

Look at this one: **Buy low, sell high.** It's a short and simple sentence. Buy something at a low price, and then sell it at a high price. It makes sense, right?

What does **We're in the red this month** mean? Does it mean everyone is wearing red clothes? No! It means the business is losing money. Business people usually write red numbers below zero and black numbers above zero. Pretty simple, right?

I am moving up the ladder may be difficult to understand. It means a person gets a better job or a better position at work. If someone tells you he or she is moving up the ladder, you should congratulate this person.

How about **I have to beef up my report**? We know that beef is meat from cows. If you "beef something up", you make it big and strong — like a cow! This sentence means "I have to make my report stronger".

There are many more interesting business terms including: **He's a fat cat** (He's a rich person); and **They cook the books** (They steal money by making changes to the company's accounts).

Have you heard of any other business terms or sayings?



Let's Do It!

1 Read the lesson and find the meanings of these business terms.

Buy low, sell high.

We're in the red this month.

I am moving up the ladder.

I have to beef up my report.

He's a fat cat.

They cook the books.

2 Listen to the passage and write true (T) or false (F).

1. If people learn English, they can have more success in business. ()
2. Business English is very easy to understand. ()
3. "Don't be a yes-man" means "Don't always say 'yes' without thinking". ()
4. "I've made it" means "I have succeeded in business". ()

3 Fill in the blanks with the correct prepositions.

1. — Who's the woman _____ red?
— Oh, she's my English teacher, May!
2. My kite is in the tree. I must climb _____ the ladder and get it.
3. If you work hard _____ your job, you will succeed.
4. They learn English _____ watching TV programs.
5. Saying "yes" _____ thinking makes you a yes-man.
6. I don't understand. Can you explain it to me _____ another way?

4 Search the Internet and find more examples of business language. There are also many business terms and sayings in Chinese. Can you make a list of them?



Lesson 28: Ms. Liu's Great Idea



- Do you know any mottos about honesty?
- Would it be difficult to open a shop without a salesperson? Why or why not?



One day, Ms. Liu received an e-mail from Rose, her English friend. Rose just took a weekend trip with her husband to the countryside. She said they had a wonderful shopping experience.

...


Along a small road, we saw a sign on a gate: "Fresh Eggs for Sale". We parked the car and walked into the shop. No one was around. Then I saw another sign:

"Help Yourself!" On the table, there was a note: "Please take eggs from the baskets and leave your money in the box. We appreciate your honesty!" We were

surprised to find that the farmer was so trusting. I took my eggs and put

some money in the box. On our way home, I wondered if everyone would be honest.

...



When Ms. Liu read this story, she smiled. She had an idea. She would help her students open this kind of shop at her school. Students could take things from the shop and leave money in a box. The shop would raise money for school activities.

It was a great idea! Ms. Liu believed that most people want to be honest. This shop would be a good way for students to learn the value of honesty. The perfect motto for this shop would be, "Take what you need. Give what you can. We trust you!"

Let's Do It!

1 Read the lesson and fill in the blanks.

Rose is Ms. Liu's English friend. She went on a trip to the _____ on the weekend with her _____. She bought some eggs in a special shop. There was _____ in the shop. She just followed the signs and _____ herself. She took the eggs and put the money in a box. She was _____ that the farmer trusted others. Ms. Liu learned from her story. She decided to help her students _____ a shop like this. Then they could _____ money for school activities. Ms. Liu believes that most people want to be _____ and that students should know the _____ of honesty.



2 Fill in the blanks with the words in the box.

gate honest trust value believe

- George says that he has tried to be an _____ man all his life.
- She says that she will wait for me at the _____.
- They think that no one knows the _____ of this book.
- You should _____ that your dream will come true someday.
- We know that we can _____ Xiao Zhang because he is a good guy.

3 Match the sentences.

1. I received a letter from Peter. It said

that they can finish it on time.

2. We are lost. Do you know

that she is a new student here.

3. Jim failed this time, but we believe

how we can get to the Shanghai Hotel?

4. I haven't seen that girl before. I think

that he will try his best to do better next time.

5. It's a difficult job. But everyone believes

that he would come to visit me the next week.

4 Work in groups. Take turns telling a story about honesty.

Lesson 29: How to Push a Product



- What is important for pushing a product?
- If you had your own product to sell, how would you push it?

After a lot of hard work, you finally have your product. But that's only half the battle. Now you have to get people to buy it.

Is your product easy to use? How can your product improve people's lives? Why should people buy YOUR product? Remember, you need to make your product stand out. So tell people what is special about it. How can you do that? Here are a few suggestions.

Create an ad. First, study your customers' ages, interests and other information. Second, choose a type of ad — TV, bus, magazine, newspaper or Internet. Third, decide what your ad will tell people about your product. Find ways to catch their eye.

Go to trade shows and present your product. People coming to trade shows already have an interest in similar products. They can experience your product, enjoy it and even come to love it.

Push your product using samples and good deals. People get to know the advantages of your product after they experience using it. Offering samples and deals will get you more customers.

These suggestions can make your product really shine. However, good quality is the most important thing. With a good quality product and excellent advertising, you will surely succeed.



May I help you? What would you like to buy?



Learning Tip

If you “push” a product, what are you doing? Well, if it's a push-pin, you may be really pushing it. But if you're “pushing” a product, you are trying to sell it.

There is a push-pin holding up this piece of paper.

Let's Do It!

1 Read the lesson and write true (T) or false (F).

1. Making your product is just half the battle. ()
2. There are only three ways to push a product. ()
3. Customers learn the advantages of a product by using it. ()
4. Only excellent advertising can help you succeed. ()

2 Write down the topic sentences of paragraph 3, 4 and 5.

	Topic Sentence
Paragraph 3	
Paragraph 4	
Paragraph 5	

3 Complete the passage with the correct forms of the words or phrases in the box.

customer similar offer excellent stand out catch one's eye

It's not easy to make your product succeed. Because there are always _____ products on the market, you have to put in more effort. You should choose specific _____, then create a perfect ad to _____. When they buy your product, _____ them good service. Remember, _____ advertising will always make your product _____.

PROJECT



ADS FOR NEW PRODUCTS!

A product is something that you sell. In small groups, think of a new product. It can be a funny product or a product that helps people. Think hard and have fun! Create an advertisement for your product. You can get useful information from TV, newspapers or the Internet. Here are some ideas:

- What does your product do?
- Who would want to buy it?
- What kind of ad would sell your product best? A TV ad? A radio ad? A newspaper ad?

- How much money would people pay for your product?

As a group, present your ad to the class.

Lesson 30: A Cookie Sale



- What event or activity from this school term is most memorable to you?
- What did you do before helping someone?

Dear Li Ming,

How are you doing? Things are OK here, but school life is very busy! Recently Jenny, Danny and I raised some money for our school basketball team. I baked cookies and sold them all! I'm happy that so many people liked my cookies. Jenny did a good job, too. She made a poster for our cookie sale. Everyone knew about it. I sold out of my cookies in less than an hour! Can you believe it?!

Danny is always crazy! He invented a new product — the Danny Desk-Cycle. Everyone thinks it's too dangerous to do homework on a bicycle, so nobody bought it. He really needs to improve his invention!

Brian



Dear Brian,

Good for you!

Selling cookies is a great idea to help others! Every year our school sends books to another school in a village. One day, Ms. Liu had a great idea. She wanted to help us open a shop to raise money for school activities. Maybe we can sell cookies in the store. We can make them ourselves and use the money to buy more books.

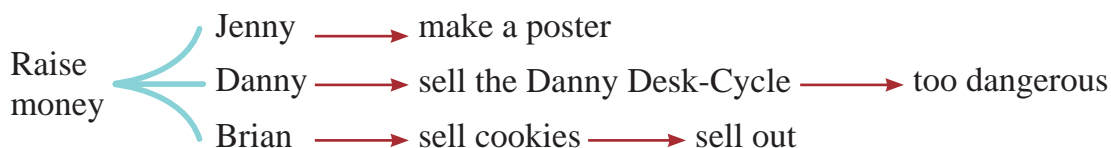
I'll talk with Ms. Liu and some of my classmates. I think that they will support the idea. Are we good bakers? I'm not sure, but we know we must work hard!

Li Ming



Let's Do It!

- 1 What did Jenny, Danny and Brian do to raise money? Read the first e-mail and retell the story. You can use the information below to help you.



- 2 Read the second e-mail and answer the questions.

1. How does Li Ming's school help another school in a village every year?
2. How can they make money this year?
3. Do you think Li Ming's classmates will support the idea? Why or why not?

- 3 The words or phrases in *italics* are from this lesson. Tick the correct answers to make the sentences meaningful.

1. Thomas Edison was the _____ to make the electric bulb. It was his *invention*.
☐ first ☐ second
2. You speak _____ English than before. You really *improved* a lot.
☐ poorer ☐ better
3. If a person or a thing _____ you, it is *dangerous*.
☐ hurts ☐ touches
4. The students think Ms. Liu's idea is _____, so they all *support* her.
☐ boring ☐ great
5. Brian *sold out* of his cookies, so he _____.
☐ doesn't have any cookies now ☐ still has some cookies now

- 4 Work in groups. What can you do to help students in another school? Talk about it with your group members.

Task tips:

You can use the following expressions: I think..., I guess..., I hope...

For example, you can donate books to them or volunteer to be a teacher there.



Unit Review

Building Your Vocabulary

I. Fill in the blanks with the correct forms of the words. The first letter is given.

1. — Is this product expensive? — No, it's very c_____.
2. Doing the housework is an e_____ task for my mum.
3. It is a sunny morning, and the sun is s_____.
4. Good friends should t_____ each other.
5. Mike came in with his hands in his p_____.

II. Complete the passage with the correct words.

Zhang Wei loves music. He always dreamed of having a guitar. But his family is poor. He always told himself that it was only a dream. Then one day, it was his fourteenth birthday. His father _____ him a special present. It was in a big box. When Zhang Wei _____ the box, he saw a guitar in it. He was very excited. He thanked his father. Do you know how much his father _____ for the guitar? It _____ him over 1 500 *yuan*!

Grammar in Use

Rewrite the sentences using “Simon says that...”

1. Will Danny improve his invention?
Simon says that Danny will improve his invention.
2. Will your product succeed?
Simon says that _____.
3. Does he work hard in school?
Simon says that _____.
4. Is the girl going to buy Brian's cookies?
Simon says that _____.
5. Does Jenny have any ideas?
Simon says that _____.

Listening and Speaking

I. Listen to the passage and answer the questions.

1. What does the Bright Eyes Store sell?
2. What is on sale now?
3. When does the store close on Tuesdays?

4. How long is the store open on weekends?
5. What's special on Sundays?

II. Complete the following dialogue. Then act it out.

A: Can I help you?
B: Yes. I'd like to buy a blackboard. Can you show me one?
A: Sure. _____
B: It looks nice, but it's too big. _____
A: Sorry, the smaller ones are sold out. Look at this whiteboard.
B: Oh, it's just right. _____
A: \$50.
B: \$50? _____
A: Well, I'm afraid it's the cheapest one.
B: OK. I'll take it.
A: Thank you.

Putting It All Together

I. Complete the passage by choosing the best answers from below.

Wendy Wang and Her Company

Have you heard of the 15-year-old girl who set up a company of her own? Wendy Wang is that girl. She started the business two years ago. She has already 1 several successful computer games. They are so 2 that over half a million games are sold every year. Now her whole family works in her business, and she is 3 in school.

She gets up early in the morning and talks with her family about the 4 over breakfast. Every weekday, she goes to school in her own car with a driver, 5 she is not old enough to drive.

She enjoys school, but some of the work is too easy for her to feel 6. She usually gets A's in all her 7, so the other students often ask her for 8.

She finishes her homework in half an hour after her driver takes her home. After dinner, she goes to her office and 9 to work on her computer, writing games until 2:00 a.m. Usually she doesn't need as much 10 as other children.

- | | | | |
|-----------------------|---------------|--------------|--------------|
| () 1. A. worked | B. played | C. written | D. bought |
| () 2. A. afraid | B. popular | C. expensive | D. surprised |
| () 3. A. still | B. hardly | C. often | D. sometimes |
| () 4. A. lessons | B. friends | C. exams | D. business |
| () 5. A. and | B. so | C. because | D. if |
| () 6. A. interesting | B. interested | C. different | D. difficult |

- () 7. A. games B. businesses C. friends D. subjects
 () 8. A. money B. help C. grades D. results
 () 9. A. gets B. finds C. stops D. hurries
 () 10. A. food B. sleep C. fruit D. pleasure

II. Play Market Stall and write a short passage about it.

- Divide the class into three large groups.
- Two of the groups set up imaginary market stalls. The stalls can sell anything the group members wish. The two stalls will compete for customers.
- The third group will be the customers. The customers take turns visiting the stalls and deciding what to buy and where to buy it.
- Write a short passage about it.

Self-Evaluation

Find more examples from this unit. Then mark your stars.

I. Raising Money

We can sell snacks and other
things at lunch hour.

I can talk about raising money in English.



III. Object Clause

I don't think it would be safe to do
my homework on a bicycle.


I can use object clauses properly.



II. Talking about Business

You can buy four for only one dollar.

I can talk about selling in English.



I'll Buy It!



*How much does it cost?
 How much does it cost?*

*Let's go shopping,
 At the mall!
 Take some money,
 Buy something small.*

*Many products,
 To choose from!
 Not too expensive?
 I'll buy some!*



*How much does it cost?
 How much does it cost?*

UNIT 6

Lessons 31 ~ 36

Be a Champion!



We Will Learn

Functions

- ▶ Talking about the Olympics and Records

Grammar

- ▶ Comparative and Superlative
Adjectives and Adverbs
- ▶ Object Clause

Structures

- ▶ Do you know what the record is?
- ▶ Mine flew farther than Jenny's airplane, but Brian's flew the farthest.
- ▶ The modern Olympics began in 1896 and took place every four years.
- ▶ We used a watch to see who was the fastest.

Lesson 31: Don't Fall, Danny!



- What world records do you know of?
- Do you think you can set a record in your class? What is it?



Jenny: Danny, why are you standing on one foot?

Danny: I want to set a new world record. I will be the champion of standing on one foot!

Jenny: And how do you feel?

Danny: I'm so tired! How long will I have to do this?

Jenny: Brian is coming. We can ask him. He has a book of world records.

Danny: Hi Brian. I have been standing on one foot for more than three minutes. I want to break a world record. Do you know what the record is?

Brian: *(He looks in his book.)* The record is eight hours. Don't stop, Danny. In seven hours and fifty-seven minutes, you'll be the champion!

Danny: That's too long! I'll be late for supper!

Jenny: We're having pizza at our house. Don't worry. I'll bring you a piece later.

Danny: That's very kind of you, Jenny. But my family is going to have a gathering tonight. Many relatives are coming, and my mum is cooking chicken. I love chicken!

Brian: Well, you can't walk there on one foot.

Danny: *(He puts his foot down.)* I'll walk there on two feet. The gathering is more important than a world record!



Let's Do It!

1 Read the lesson and write true (T) or false (F).

1. Danny dreams about breaking the record for standing on one foot. ()
2. The world record for standing on one foot is eight minutes. ()
3. Jenny will have chicken for supper. ()
4. Danny doesn't realize his dream. ()

2 Read the lesson again and answer the questions.

1. How does Danny feel while standing on one foot?
2. Who has a book of world records?
3. What is Danny's mother going to prepare for supper?
4. How long does Danny stand on one foot? Why does Danny give up?

3 Complete the passage with the correct forms of the words in the box.

break set feel champion

At the London Olympic Games, Sun Yang became China's first male Olympic swimming _____ after winning the 400-metre freestyle. He also _____ a new record in the 1 500-metre freestyle. "I dreamed of winning the gold medals, but I never expected to _____ a world record. I _____ excited," said Sun Yang.

4 Have you heard of *the Guinness World Records*? Do you know who can do the most hula-hoops? Do you know who can drink the most beer in one minute? Find some interesting records and make a chart.

Event	Record



Lesson 32: My Favourite Record



- Have you ever won a competition? What competition did you win?
- How do you feel when you get a prize?

Dear Li Ming,

This week in school, we made a list of records for our class.

My favourite record was for the best paper airplane. Mine flew farther than Jenny's airplane, but Brian's flew the farthest. He was so proud.

My friend Sandra won the record for the largest book. How large was it? It was 60 cm long, 40 cm wide and almost 21 cm thick! It was full of her family's photographs.

Brian has a book about world records. Some records are hard to believe! One man lifted a bus. Another man pulled a train with his teeth. Isn't that amazing!

Danny



Hi Danny,

How could the man pull a train with his teeth! A train must weigh more than 30 000 kilos!

I liked reading about your class records. Brian's airplane won? That's great! By the way, our school held its spring sports meet several days ago. I won first place in the long jump and broke the school record! Now I have my own record, too.

Well, it's time for me to go to bed. I'll brush my teeth very well tonight. Someday, I might have to pull a train with them!

Li Ming

Danny had fun with his class records. Did you have fun with yours?



Let's Do It!

1 Read the lesson and answer the questions.

1. Whose paper airplane flew the farthest in Danny's class?
2. What record did Sandra set?
3. How large was Sandra's book? What was in it?
4. How did Li Ming feel when he heard that a man pulled a train with his teeth?
5. What record did Li Ming set in the spring sports meet?

2 Complete the passage with the correct forms of the words in the boxes.

photograph photographer keep

Why do you think some people like taking _____ when they visit another place? Pictures are the best way to _____ memories. Many people take a camera with them everywhere they go. Do you think being a _____ is a good job?



several lift become

A 12-year-old British schoolboy broke the record for his age group during a weightlifting event. He _____ a 90 kg weight in the competition. He hopes to _____ an Olympic weightlifter and win _____ gold medals for his country one day.



PROJECT



CLASSROOM CHAMPIONS!

It's hard to break a world record. But you could be a champion in your classroom!

As a class, brainstorm some different records. Who can run the fastest? Who can spell the most English words?

With your classmates, choose and write down a list of records. Then find out who holds each record in your class.



Lesson 33: 2 800 Years of Sports



- Have you ever watched the Olympics on TV? What did you watch?
- Do you think the Olympics are important? Why or why not?

Ms. Liu: Yesterday I asked you to do some research on the history of the Olympics. Did anyone find out when the Olympics began?

Wang Mei: Yes, I searched it on the Internet. The year was 776 BC. That was about 2 800 years ago.

Ms. Liu: Excellent! Did anyone find out where the ancient Olympics began?

Li Ming: I know that! They started in Greece.

Ms. Liu: That's right. The ancient Greeks wanted to have the best athletes compete against each other. They held the event every four years in Olympia.

Wang Mei: But those first Olympics were very different from today's. Women couldn't take part in the games.

Ms. Liu: Good point, Wang Mei. Married women couldn't even watch the games!

Li Ming: Now both men and women can take part in the Olympics! I also found out that the modern Olympics began in 1896 and took place every four years. In 2008, China hosted the 29th Olympic Games. It was so exciting!

Wang Mei: The ancient Greeks would be amazed at how the Olympic Games have grown to become a world event!

Ms. Liu: One thing has not changed about the games — athletes compete in a spirit of fair play. They also represent their countries at the highest level.



Let's Do It!

1 Read the lesson and match the questions with the answers.

- | | |
|---|--------------|
| 1. When did the Olympics begin? | In 1896. |
| 2. Where did the ancient Olympics start? | In 2008. |
| 3. When did the first modern Olympics begin? | Yes, it was. |
| 4. When were the Beijing Olympics? | In 776 BC. |
| 5. Was this the first time for China to hold the Olympic Games? | In Greece. |

2 Listen to the passage and fill in the blanks.

The Olympic Games are _____ and _____. The ancient Olympics started in _____ BC and lasted for more than a thousand years. They took place every four years. _____ could not compete in the ancient Olympics. In 1896, a _____ started the modern Olympic Games. He believed the games would help bring _____ and fair play to people all over the world. Now there are _____ and _____ Olympics every four years.

3 Fill in the blanks with the correct forms of the words. The first letter is given.

- Although Guo Wenjun was m_____ and had a baby, she still practiced hard for the Olympics and finally won a gold medal.
- Xu Haifeng won the first Olympic gold medal at the Los Angeles Olympics in 1984. Since then, Chinese a_____ have achieved excellent performances throughout the world.
- London is an old but m_____ city. It was the h_____ of the 30th Olympic Games. Over two hundred countries and districts c_____ in the games.

4 Let's do a quick quiz!

- Who is the father of modern Olympics?
- How many sports did the first ancient Olympics have?
- How many countries took part in the first modern Olympics?
- When were women allowed to compete in the Olympics?
- Who was the first Chinese athlete to take part in the Olympics?

1. Pierre de Coubertin. 2. Only one. It is running. 3. Thirteen.
4. The 1900 Paris Olympics, the second modern Olympics. 5. Liu Changchun.

Now try to find more facts about the Olympics.

Lesson 34: Modern Olympics



- Which mascot do you like best?
- What do you think is the same in every Olympics?

In the modern Olympics, some things are the same no matter which country is hosting, and some things change.



For example, the Olympic symbol is always the same. The five rings stand for the five continents united together. The blue ring stands for Europe, the red ring for America, the yellow ring for Asia, the green ring for Australia and the black ring for Africa.

The Olympic motto, “Faster, Higher, Stronger”, stays the same for every Olympics. And of course, the torch — a symbol of peace, light and friendship — is always there.

However, some things are different. The Olympic slogan, for example, is created by the host city, and it reflects the spirit of those Olympics. Do you remember the slogan for the 2008 Beijing Olympic Games? It was “One world, one dream”.

Each host country creates its own mascot and song. The Olympic mascot is often an animal with a national feature. The Olympic songs are always popular around the world. Do you remember the song “You and Me”? It touched many people’s hearts.



Some things have stayed the same, and some things have changed over the years. But one thing has always been the same — to do the best and to compete fairly.



Dig In

There are also the Paralympic Games, which have been held alongside every Olympics since 1988. It grew from a small gathering of British World War II veterans in 1948 to one of the largest sporting events of the 21st century. Did you know there are also Winter Olympics and Special Olympics?

Let's Do It!

- 1 Look at the items below. Are they the same or different in every Olympics? Read the lesson and write “S” for “same” or “D” for “different”.**

1. The Olympic slogan ()
2. The Olympic torch ()
3. The Olympic mascot ()
4. The Olympic symbol ()
5. The Olympic motto ()
6. The Olympic song ()



- 2 Underline the comparative and superlative adjectives and adverbs.**

1. Danny says that supper is more important than a world record.
2. Mine flew farther than Jenny's airplane, but Brian's flew the farthest.
3. My friend Sandra won the record for the largest book.
4. The ancient Greeks wanted to have the best athletes compete against each other.
5. Fewer countries take part in the Winter Olympics than in the Summer Olympics.

- 3 Since 1984, each host city of the Olympic Games has invented a slogan to show the value of the Olympic spirit and express the common wishes of people all over the world. Search the Internet and fill in the chart.**

Year	2012	2008	2004	2000	1996
Host City	London 	Beijing 		Sydney 	
Slogan	Inspire a Generation	_____	Welcome Home	_____	The Celebration of the Century

- 4 Can you find more things that are the same or different in the modern Olympics? Talk with your partner.**

Lesson 35: The Dream Team



- Which sports team do you like best? Why?
- What is the most important part of a team?

At the 1992 Olympics, the U.S. basketball team defeated all the other teams and won the gold medal. People called them the Dream Team. They had a great influence on people everywhere — not just in the Olympic Games. A dream team is considered to be the greatest team in its field. There are many dream teams in the world of sports. Canada's dream team plays on ice — it's the country's ice hockey team. For Brazil, it might be the men's volleyball or soccer team.

What is China's dream team? Many people would say that it's the diving team. The team won the most gold medals for China in the most recent Olympics. China also has dream teams in ping-pong and badminton. Time after time, these teams have won gold medals for China.

However, there is more to a dream team than winning gold medals. A dream team has not only the best players and the best coach, but also the best team spirit. All of the players must work hard and do their best for the team. By working together, they perform better, and they never give up. That's what makes a dream team!



Learning Tip

Other than the dream teams mentioned above, do you know of any other dream teams?



running



soccer



gymnastics



basketball



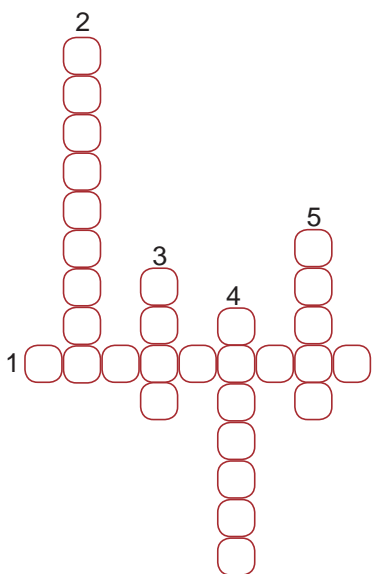
swimming

Let's Do It!

1 Read the lesson and answer the questions.

1. What is the dream team of the U.S.?
2. Is the diving team China's only dream team?
3. What does a dream team have?
4. How can the players perform better?

2 Complete the clues and do the crossword.



ACROSS

1. The weather has a big i_____ on agriculture.

DOWN

2. Lin Dan, a famous Chinese player, started playing b_____ at the age of nine.
3. Her hair is so blond that it almost looks like g_____.
4. We have been practicing *Snow White* for over a month. We are going to p_____ it tomorrow.
5. The c_____ held a team meeting to discuss the reasons why they failed.

3 Complete the passage with the correct forms of the given words.

Not every famous athlete is the one who goes the _____ (fast) or the _____ (high). Sometimes people win in other ways. In 1992, at the Barcelona Olympics, Canadian rower Silken Laumann came third in a race. But some people thought her bronze medal was as _____ (good) as the gold medal. Just before the Olympic race, she was seriously injured. But she didn't want to miss the Olympics, so she practiced as soon as she got out of the hospital. Taking part in the Olympics was _____ (important) than winning for her.

4 Work in groups. Take turns acting out a sport. While one group member acts, the others try to guess what sport it is.

You can ask the following questions: Is it played inside or outside? Is it on land or in water? Is it a solo event or a team event?




Lesson 36: Classroom Olympics



- Would you like to hold a classroom Olympics?
- What events would your classroom Olympics have?

Dear Li Ming,

This week in school, we had our own classroom Olympics! Our class had five different events — jump rope, long jump, sit-ups, push-ups and “Jump over the Dinosaur”. Everyone competed in each event, one by one.




The events were fun! Sandra won first place in the jump rope event. She jumped 180 times in one minute without stopping. Lisa won second place in the long jump. She jumped very far, but Kim jumped farther.

But my favourite event was Danny’s. He called it “Jump over the Dinosaur”. It was a race. Each person walked on some paper pizzas, climbed through a cardboard donut and then jumped over a toy dinosaur. We used a watch to see who was the fastest.

What was the result? Danny won the race! None of us could catch him! But I was close. I was only two seconds slower than Danny.

Brian was sad because he lost. He came in twentieth. He did his best, but he kept falling off the pizzas!

Jenny



Let's Do It!

1 Read the lesson and answer the questions.

1. How many events did Jenny's classmates invent for the classroom Olympics? What are they?
2. What things did they need to prepare for Danny's event?
3. Who was the champion of the "Jump over the Dinosaur" event?
4. How did Brian feel? Why?
5. What did Jenny think of the events?

2 Fill in the blanks with the words in the box.

none result rope event

1. A/An _____ is a race or a competition.
2. A/An _____ is a very thick strong string.
3. The accident was a/an _____ of bad driving.
4. He went to many bookstores, but _____ of them had the book he wanted.

3 Look at the table and make sentences following the examples.

Event Name	Jump Rope	Long Jump	Sit-ups	Push-ups	Jump over the Dinosaur
Jenny		1.87 m	40/min		25 seconds
Sandra	180/min (winner)		45/min		28 seconds
Lisa		1.97 m	39/min		
Kim	169/min	2.01 m (winner)			30 seconds
Danny	135/min			42/min	23 seconds (winner)
Brian	155/min			46/min	40 seconds

Example:

Lisa jumped farther than Jenny in the long jump.

Danny was the fastest in the "Jump over the Dinosaur" event.

4 Work in groups of four to design an event. What will you need? What will the rules be? Talk about it with your group members.

Unit Review

Building Your Vocabulary

I. Fill in the blanks with the correct forms of the words. The first letter is given.

1. Skipping is good exercise. R_____ are cheap and light enough to carry everywhere.
2. She kept running for half a year and lost ten k_____ in weight.
3. China won 38 g_____ medals in the 2012 London Olympic Games.
4. Brian thought of some great ideas for the classroom Olympics, but n_____ of them were accepted.
5. My favourite book is *War and P*_____.

II. Complete the passage with the correct words.

One day, the animals were holding a sports meet in the forest. There was a 100-metre _____ between a tortoise and a hare. At first, the hare was very happy because he thought he could run _____ than the tortoise. A few times during the race, he stopped to rest. The tortoise knew that he couldn't run as fast as the hare. But he didn't _____ up. He did his _____ to catch up with the hare. He ran and ran. In the end, the tortoise _____! All the animals jumped up and down to cheer for the tortoise!

Grammar in Use

Fill in the blanks with the correct forms of the words.

1. Compare this new computer with the old one, you will see which is _____ (good).
2. Lesson 1 is much _____ (easy) than Lesson 2.
3. Danny jumps _____ (far) in my class.
4. There's nothing _____ (bad) than going out with wet hair in the cold.
5. The doctor advises me to eat _____ (little) meat.

Listening and Speaking

I. Listen to the dialogues and tick the correct answers.

1. How many seconds did Zhuang Yong take?
☐ 54.48 seconds. ☐ 54.64 seconds. ☐ 54.46 seconds.

2. What kind of athlete is the special guest, Jeff Johnson?
☐ He is a basketball player. ☐ He is a hockey player.
☐ He is a volleyball player.
3. What does the man play while riding his bicycle backwards?
☐ He plays the violin. ☐ He plays the piano. ☐ He plays the guitar.

II. Make up a dialogue with your partner.

Task tips:

Do you play any sports? What sports do you like to watch? What sports are you good at? How often do you exercise? Are you a member of a sports team?

Example:

A: I see you are a regular runner. Have you taken part in any competitions?

B: Yes. Our school held a sports meet last week. I competed in the 800-metre race.

A: What was the result?

B: I was the champion. I practice running every day. Which sports do you like best?

A: I like watching basketball games, but I can't play very well. My classmate, Liu Lei, is the best player in our class. He is on our school team.

B: Sports are very important. We can't do any work well without good health.

A: You are right. We can start exercising together.

B: OK.

Putting It All Together

I. Read the passage and answer the questions.

China Rising at the Winter Olympics



Fewer countries take part in the Winter Olympics than in the Summer Olympics. It's easy to understand why. In many countries, the weather is too hot for sports such as skiing and skating.

China is a newcomer to the winter games. In 1980, China sent athletes to the Winter Olympic Games for the first time. At the 1992 Winter Games, Chinese speed skater Ye Qiaobo won China's first Olympic medals — silver in the 500-metre and in the 1 000-metre speed-skating events.

China is now a world power in speed skating. Yang Yang won China's first gold medal in the 2002 Winter Olympics. China is also strong in figure skating. At the 2010 Games in Vancouver, Canada, China finally won gold and silver medals in pair skating. This made China the undisputed champion of the event.



1. Why do fewer countries take part in the Winter Olympics?
2. When did China first send athletes to the Winter Olympics?
3. Who won the first gold medal for China in the Winter Olympics?

II. Write, Draw and Guess.

Divide the class into two teams.

- Each team needs ten blank cards. On each card, the teams write a sentence using comparative or superlative adjectives or adverbs. (For example: This tree is bigger than the other one. This pencil is the longest.)
- The two teams trade their cards. One by one, the team members draw pictures on the blackboard to represent their sentences. The teammates try to guess what the sentence says.
- The team that gets the most correct answers wins!

Self-Evaluation

Find more examples from this unit. Then mark your stars.

I. Talking about the Olympics and Records

China hosted the 29th Olympic Games.

I can talk about the Olympics and records in English.



II. Comparative and Superlative Adjectives and Adverbs

Mine flew farther than Jenny's airplane, but Brian's flew the farthest.

I can use comparative and superlative adjectives and adverbs properly.



III. Object Clause

Do you know what the record is?

I can use object clauses properly.



Good Luck to You!

Do your best!
Don't give up!
Swim as fast as you can!
Good luck to you!
Good luck to you!
Make your country proud!
We believe in you!



Do your best!
Dive right in!
Up and down the pool you go!
You've won the race!
You've won the race!
You have made us proud!
We believe in you!



UNIT 7

Lessons 37 ~ 42

Know Our World



We Will Learn

Functions

- ▶ Talking about Contrast and Comparison

Grammar

- ▶ Present Perfect Tense
- ▶ Passive Voice

Structures

- ▶ These dry places are called deserts.
- ▶ The Pacific Ocean is the largest one.
- ▶ But body language is not the same in all cultures.
- ▶ That is a large population, but smaller than that of China.

Lesson 37: Let's Learn Geography!



- What places would you like to visit? Why?
- Do you like to study geography? Why or why not?

Jenny: I really like to study geography. In geography class, we learn about rivers, mountains and oceans. We also learn about countries and cities. Recently, we have learned about the population of the world.

Brian: I think travelling is a good way to learn geography. Have you ever been abroad, Danny?



Danny: Yes. Jenny and I have been to China twice.

Brian: That's great! Have you been to any other countries in Asia?

Danny: No, but maybe I will go to Japan one day. I could talk to the people there. I speak a little Chinese.

Jenny: They speak Japanese in Japan, not Chinese.

Danny: Oh, I see! Have you ever been abroad, Brian?

Brian: I'm abroad now! I'm from the U.K., remember?

Danny: Oh, yes. Have you visited any other countries?

Brian: No, but my father has travelled a lot. He has been to every continent except Antarctica.





Danny: Really? That's cool!

Jenny: My mother has a friend from an island in the Pacific. She has gone to visit her.

Danny: It's fun to travel. I can't wait to go!

Let's Do It!

- 1 Which countries have they been to? Listen and tick the country that each person has visited.

	<input type="checkbox"/> China	<input type="checkbox"/> the U.K.
	<input type="checkbox"/> China	<input type="checkbox"/> Japan
	<input type="checkbox"/> the U.S.	<input type="checkbox"/> Canada

- 2 Read the lesson and write true (T) or false (F).

- Brian wants to visit Japan someday. ()
- Jenny has never been to any Asian countries. ()
- Brian's father has travelled to several different continents. ()
- Danny's mother has a friend in Antarctica. ()

- 3 Fill in the blanks with the words in this lesson. The first letter is given.

- A: Which country has the largest p_____?
B: China, of course.
- A: Is Taiwan an i_____?
B: Yes. It is in the Pacific.
- A: I like all fruits e_____ bananas.
B: Really? I don't like them, either.
- Mr. Wang has gone a_____, so I won't see him this week.
- The people in Japan speak J_____.

- 4 What country or place are you most interested in? Search the Internet and find some facts about it. Then share your information with the class.

Task tips: Have you ever been there? What language do people speak there? Describe some places of interest.



Lesson 38: The World Is a Big Place



- How many continents are there in the world? What are they?
- What do you know about the place where you live?



How many continents and oceans does the world have? Can you point them out?



The earth is a very special planet, and it faces a big problem. In the year 2010, the world's population was over 7 billion in total. It is increasing very quickly. By 2025, the world may have about 8 billion people. And by 2050, the world's population may reach 9 billion.

There is another problem. People can't live everywhere on the earth. We can't live in water, and only about one third of our planet is land. But parts of this land are very dry. These dry places are called deserts. Some areas have very high mountains. Others have a lot of snow and ice. It is not easy to live in those places.

There are seven continents: Asia, Africa, Australia, Antarctica, Europe, North America and South America. Antarctica is covered with snow and ice all year round. Luckily, people can live on the other six continents. On these continents, there are green forests, fresh water and rich lands.

Oceans cover two thirds of the earth's surface. The earth has only one big ocean, but we use these names for its different parts: the Pacific Ocean, the Indian Ocean, the Atlantic Ocean and the Arctic Ocean. The Pacific Ocean is the largest one.

The earth is our home now, and it will be our home in the future. It must be treated well for our children and for our children's children, too!

Let's Do It!

1 Read the lesson and match each paragraph with its main idea.

- | | |
|-------------|--|
| Paragraph 1 | a. Six of the seven continents are good for people to live on. |
| Paragraph 2 | b. We should treat the earth well. |
| Paragraph 3 | c. An increasing population is a big problem for the earth. |
| Paragraph 4 | d. Two thirds of the earth is covered with oceans. |
| Paragraph 5 | e. People cannot live everywhere on the earth. |

2 Fill in the blanks with the correct forms of the words in the box.

increase dry surface billion total

1. The number of swimmers here is _____ quickly because it's very hot these days.
2. The school has a _____ of 900 students.
3. I think it may be the _____ season of the year.
4. The _____ of our body is skin. It protects us.
5. How many _____ of people are there in the world now?

3 Match the seven continents with their correct descriptions.

Europe

South America

Asia

Africa

Australia

Antarctica

North America

It is the biggest continent. It has the highest point on the earth in the Himalayas.

It is the second largest continent. Many elephants, giraffes, zebras and lions live there.

It is the third largest continent. Canada, Mexico and the U.S. are the three major countries on this continent.

It is the fourth largest continent. There are 13 countries on this continent.

It is the fifth largest continent. The South Pole is on this continent.

It is the sixth largest continent. It is a good place for people to travel to.

It is the smallest continent. You can find koalas and kangaroos there.

Lesson 39: Ring Up or Call?



- What are some of the differences in spoken Chinese in different parts of China?
- What are some of the differences in spoken English?

It's evening. Brian is chatting online with David, a new friend from New York.

David: Hi Brian! How are you doing?

Brian: Good, thanks! We have been asked to write a report on Asia. I would like to ask my Chinese friend some questions about colours in China. Maybe I'll ring him up tonight.

David: Ring up? What do you mean? Phones don't go up when they ring. They can't fly!

Brian: "To ring up someone" is the British way of saying to call someone on the phone.

David: That's different. There are quite a few differences between your English and my English.

Brian: That's true. Sometimes we describe the same thing in different ways or use different words. We say "in a team", while you say "on a team". And you use "washroom" or "bathroom" instead of "toilet".

David: You have "autumn" instead of "fall", and you spell color "c-o-l-o-u-r".

Brian: There are also some differences in pronunciation and even in grammar. I remember asking my cousin to translate things for me when I first came to Canada. "Are we speaking the same language?" I asked myself.

David: Ha ha! Did you know that there is American English, British English, Australian English and even African English? They are different, but they are all English. By the way, some Canadians use the word "eh" at the end of their sentences. It's pronounced like the letter "A". What does it mean?

Brian: It is a friendly way of saying "Do you understand?" or "Do you agree?"

David: Oh, I see. That's interesting, eh?



Let's Do It!

1 Listen to the dialogue and choose the correct words.

- A: Hello Tina! I don't know how to (express/say/show) myself well. Any advice?
- B: Sure. Why not talk with others in public? I think that might help.
- A: I know, but sometimes it's hard for me to (pronounce/spell/say) the words and sentences correctly. Instead, I need to (pronounce/spell/write) them, which makes me feel embarrassed.
- B: Oh! That's the problem. Then try to improve your spoken English first.
- A: Good idea! I'll (phone/ring up/ask for) my foreign teacher to make a plan. Thanks!

2 What differences between British English and American English are mentioned in the lesson? Tick the correct answers.

- ☐ In British English, people "ring up" someone, while in American English, people "call" someone.
- ☐ British people "post" things, while Americans "mail" things.
- ☐ British people use the "toilet", while Americans go to the "washroom" or "bathroom".
- ☐ British people say "at the weekend" instead of "on the weekend" like Americans.
- ☐ In England, people use the word "lift" instead of "elevator" like in America.
- ☐ British people spell "centre" instead of "center".
- ☐ British people say "autumn", while Americans say "fall".



3 Work in groups. Talk about the differences between British English and American English and then fill in the table.

	British English	American English
Vocabulary	autumn,	fall,
Spelling	colour,	color,
Expression	ring up someone,	call someone on the phone,
Other differences		

Lesson 40: Body Language



- What do you know about body language?
- Do you use body language? When and where?

In China and abroad, people sometimes communicate without speaking. How do they do this? They use body language. But body language is not the same in all cultures.

In China and some other countries, friends shake hands to greet each other. They may be new friends or old, but they shake hands to show friendship and trust. In some European countries, people kiss each other on both cheeks. It's another way to show friendship and love.

In India, when people nod their heads, they mean “no”. And when people shake their heads, they mean “yes”. But in most other countries, these things mean the opposite.

A thumbs-up means “okay” or “well done” in most cultures. In Australia, however, it is not polite. In Japan, it means “five”, and in Germany, it means “one”.

In most places, people point to things with their fingers. But in some places, people point with their lips. They think it's rude to point with a finger.

When Italians wave goodbye, it may look like “Come here!” to Americans. But the American goodbye wave looks like “no” in many parts of Europe and South America.

One body language is the same all around the world: a smile. Try it, and you'll see!



The world has many different cultures.



Smiles are a universal language.

Culture Tip



Culture refers to the beliefs, way of life, art and customs that are shared and accepted by people in a particular society. The world has many different cultures. We should learn and respect different cultures.

Let's Do It!

1 Read the lesson and write true (T) or false (F).

1. In some European countries, people like to kiss each other to show friendship and love. ()
2. Nodding your head means "yes" and shaking your head means "no" everywhere in the world. ()
3. A thumbs-up means "well done" in Germany. ()
4. When Americans wave goodbye, it looks like "no" in some European countries. ()

2 Read the lesson again and complete the table.

Gestures	Meanings	Countries
shake hands	greeting, friendship and trust	_____
_____	friendship and love	in some European countries
nod one's head	yes	in most places
	_____	in India
shake one's head	yes	_____
	no	in most places
thumbs-up	okay and well done	in many countries
	not polite	_____
	five	in Japan
	one	_____

3 Fill in the blanks with the words in this lesson. The first letter is given.

1. His mother k_____ him goodbye every morning when she leaves for work.
2. A: What do you do when you meet new friends?
B: I say hello and s_____ hands with them.
3. If you agree, please n_____ your head.
4. Italy is a E_____ country. It has a long history.
5. It's p_____ to say "thank you" when someone helps you.

4 Different cultures have different body language. Work in groups. One student acts out a kind of body language while the others guess the meaning.

Lesson 41: A Class of the World



- Which country would you like to visit? Why?
- What do you know about that country?

Ms. Morin teaches English in Edmonton. The students in her class come from all over the world. Last week, she asked her students to prepare presentations about their home countries. Today is the time to “show and tell”.



Mariana

Today I want to tell you about my home country — Brazil. It's the largest country in South America. It has a huge river called the Amazon and a rainforest with more trees than you can imagine. My people are known for our fun dances and colourful culture.



Akia

Ten years ago, my family came to Canada. We came from Turkey. Do you know that Turkey is in both Europe and Asia? There is a famous bridge called the Bosphorous Bridge. It connects Europe and Asia. Turkey is modern and old, rich and poor. Everything comes together to make it a great place to discover.

I was born in Egypt. Many tourists know about the pyramids, but there are other interesting things to see and do in Egypt. You can relax on a boat tour of the Nile. You can ride a camel in the Sahara Desert or walk in the ancient markets in Cairo. Many things in Egypt will surprise you, not just the pyramids.

I'm from China. My country has a long history and rich culture. It has the largest population in the world. It has developed quickly in recent years. The Great Wall and the Terra Cotta Warriors are famous all around the world.



Ahmed



Liu Yang

More students come to the front to talk about their countries with pride. All of them are proud of their home countries.

Let's Do It!

1 Read the lesson and tick the correct answers.

- Where does Ahmed come from?
☐ Brazil. ☐ Turkey. ☐ Egypt.
- Where's the Amazon?
☐ In Brazil. ☐ In Turkey. ☐ In Egypt.
- What connects Europe and Asia?
☐ The Amazon. ☐ The Bosphorous Bridge. ☐ The Nile.
- What can you do in the Sahara Desert?
☐ Walk in the markets. ☐ Ride a camel. ☐ Take a boat tour.

2 Read the lesson again and fill in the blanks.



Brazil is the _____ country in South America. It has a huge river _____ the Amazon.

Turkey is in both _____ and _____. The well-known Bosphorous Bridge _____ Europe and Asia.

Besides the pyramids in Egypt, there are other things to see and do. Many things in Egypt will _____ you.

China has a long history and rich culture. It has the largest _____. The Great Wall is _____ around the world.

3 Fill in the blanks with the correct forms of the given words.

- Lots of _____ (tour) come to visit that famous place.
- That lazy bear always _____ (relax) 15 hours a day. That's why he's a little bit heavy now.
- The students are busy _____ (prepare) for the coming exams.
- A bridge _____ (call) the Golden Gate Bridge _____ (surprise) us a lot. We hope to travel back there again someday.
- That lady took great _____ (proud) in her sons.

4 Write a passage about your home city or town.

Task tips: Where is it? How big is it? What is the population? What is it famous for?



Lesson 42: North America



- What do you know about North America?
- What do you know about other places around the world?

Li Ming wrote a report about North America.

North America is a large continent, but it has only three main countries. Canada is the farthest north. To the south of Canada is the United States. The U.S. is north of Mexico. Together, these three countries cover about 24 million square kilometres.

About 550 million people live in North America. That is a large population, but smaller than that of China. The Great Lakes are the largest bodies of fresh water in the world. The Rocky Mountains are the biggest mountains in North America.

Canada is the biggest of the three countries in area, but it has the smallest population — about 35 million. People speak many languages in Canada. Most speak English or French, but the third most common language is Chinese!

The U.S. is also a very large country, and its population is much larger than any other country in North America. It has a population of more than 315 million. The U.S. is often called America. People in the U.S. are called Americans. Most Americans speak English, and many speak Spanish. Of course, there are a lot of Chinese speakers in the U.S., too — more than 2 million!

Mexico is smaller than both Canada and the U.S. Most of the people there speak Spanish. It has a population of more than 110 million. Mexican people love their country, but many leave to live and work in the U.S. The capital city of Mexico is Mexico City. It is a very big city.

This is a map of North America.



Let's Do It!

1 Listen and answer the questions.

1. Which country has a larger population, Canada or Mexico?
2. What's the third most common language in Canada?
3. Which country has the largest population in North America?

2 Match the statements with the countries according to the lesson.

Statements	Countries
People there mainly speak Spanish.	Canada
It's the third largest country in area in North America.	America
Over 2 million people speak Chinese there.	Mexico
It's the farthest north in North America.	
It's the largest country in population in North America.	

3 Complete the passage with the correct forms of the words in the box.

large live square Spain speak common

There are three major countries in North America. They cover about 24 million _____ kilometres. Both in America and Canada, English is the _____ language, while in Mexico, people speak mostly _____. In the U.S., over 2 million people _____ Chinese. The population of America is much _____ than that of Canada. Some Mexican people leave their country to _____ and work in America.

PROJECT



REPORT ABOUT CONTINENTS

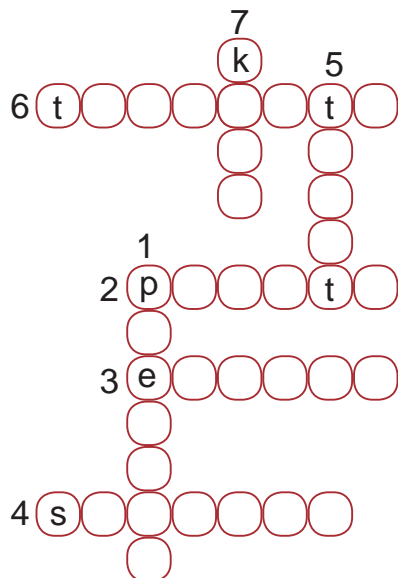
Which continent of the world interests you? Write a report about it. Don't forget the following things:

- Name the continent's main cities. What countries are these cities in?
- Name its main bodies of water.
- Describe the continent's population.
- Describe other important facts about the continent. Does it have any famous mountains? Does it have any big lakes or deserts?

Unit Review

Building Your Vocabulary

I. Read the clues and complete the crossword using the words from this unit.



DOWN

1. Please _____ for your exams, or you'll fail.
5. If you put your _____ in me, I will not let you down.
7. Do people in Britain _____ when they meet?

ACROSS

2. It is _____ to arrive at a party on time.
3. We go to school every day _____ weekends.
4. These plants float on the _____ of the lake.
6. There are many _____ that visit China every year.

II. Fill in the blanks with the correct forms of the words in the box.

translate pronounce spell polite increase

1. The letter "k" in knife is not _____.
2. The population of that country is _____ at about 6% per year.
3. It is difficult for me to _____ this passage into Chinese.
4. Older people should be spoken to _____.
5. You've _____ my name wrong.

Grammar in Use

I. Fill in the blanks using "have/has been" or "have/has gone".

1. I _____ a middle school student for over two years.
2. He _____ to school, so you can visit him there.
3. We _____ in college for about three months.
4. She _____ to see Xiao Hong. Please call her later.
5. A: Where's Dad?
B: He _____ to Britain. He _____ abroad several times.

II. Fill in the blanks using the correct voice.

1. What language _____ (speak) in Canada?
2. The stars can _____ (not see) in the daytime.
3. Planes, cars and trains _____ (use) by business people for travelling.
4. Many tall buildings _____ (build) in our city next year.
5. This medicine should _____ (shake) before you take it.
6. These words could _____ (translate) by that girl.
7. Geography can _____ (learn) by travelling.
8. Our earth must _____ (treat) well.
9. It _____ (say) that he has been to Antarctica.
10. Jim didn't come to the party because he _____ (not invite).

Listening and Speaking

I. Listen to the passage and match.

Germans

Americans

Englishmen

Italians

will probably be 15 minutes early.

will be 15 minutes late.

should be allowed up to an hour.

will arrive on time.

II. Work in groups. Discuss what you know about different countries around the world and the places you are most interested in.

Putting It All Together

I. Read the passage and answer the questions.

Asia

- ☐ Asia is the largest continent in area and population. It covers more than 44 million square kilometres. There are more than forty countries in Asia. Some of them are China, India and Japan. China is the biggest country in area and population.
- ☐ More than four billion people live in Asia. That's more than half of the world's population! Mount Qomolangma (or Mount Everest) is in the Himalayas. It is the highest mountain in the world. The Yangtze River (the Changjiang River) in China is the third-longest river in the world.

1. Which is the biggest country in Asia?
2. How many people live in Asia?
3. What is the highest mountain?

II. Suppose you have a two-week holiday to travel. Make a plan and write a short passage.

Task tips: Where are you going? How are you going? Who are you going with? What are you going to do there?

Self-Evaluation

Find more examples from this unit. Then mark your stars.

I. Talking about Contrast and Comparison

But body language is not the same in all cultures.

I can express contrast and comparison in English.



II. Present Perfect Tense

He has been to every continent except Antarctica.

She has gone to visit her.

I know how to use the present perfect tense.



III. Passive Voice

These dry places are called deserts.

I know about the passive voice.



East We Go

Start at home.

East we go.

*Cross the ocean,
To Japan.*



Ocean east to

America's west.

*Cross that country,
To Atlantic's coast.*

Europe to Russia,

Then we are back home again.



UNIT 8

Lessons 43 ~ 48

Save Our World



We Will Learn

Functions

- ▶ Talking about Cause, Effect and Purpose

Grammar

- ▶ Using “it”

Structures

- ▶ It is a waste to use paper only on one side.
- ▶ We should respect the earth and all the living things on it.
- ▶ I think it's our duty to protect the environment.

Lesson 43: Let's Clean Up!



- When you see a lot of garbage in your schoolyard, how do you feel?
- Do you know about World Environment Day? What is it?

It's noon. Jenny, Brian and Danny are outside in the schoolyard.

Jenny: Today's June 5. It's World Environment Day!

Brian: It's a special day to draw people's attention to the environment. What shall we do today? Look at all of this rubbish!

Danny: What does "rubbish" mean? I don't know that word.

Brian: It means "garbage" in American English.

Danny: Oh, I see. There's a lot of rubbish in the schoolyard. We should pick up the garbage!

Jenny: Let's do it now.

Danny: It would take too long. There are only three of us!

Jenny: We're studying pollution in class this week. Garbage is a type of pollution. This could be a class project! We can ask our classmates to help us.

Brian: Good idea. Each student could clean up a bit of the schoolyard. We would finish cleaning in an hour!

(Jenny explains the plan to the class. All the students agree to help. They wear gloves and carry brown bags. They begin to pick up the garbage.)

Jenny: Danny, you lost your homework, right?
I think I found it! Look at this piece of paper!

Danny: Oh no!



Learning Tip

World Environment Day began in 1972. It's organized by the U.N. every year in different countries. Its aim is to remind people to protect the environment.

Let's Do It!

1 Read the lesson and write true (T) or false (F).

1. Jenny, Brian and Danny are going to do something on World Environment Day. ()
2. They are studying geography this week. ()
3. They are going to pick up the garbage on the street. ()
4. Jenny found Danny's homework. ()

2 Listen to the dialogue and tick the correct answers.

1. Where are they talking?
☐ In the market. ☐ In the schoolyard.
2. What are they talking about?
☐ Picking up garbage. ☐ Playing soccer.
3. What is the class project about?
☐ Environment. ☐ Pollution.

3 Complete the dialogue with the correct forms of the words in the box.

pollution rubbish schoolyard agree clean attention

Jeff: Look at the sky! It's always grey. We can't even see the sky clearly.

Marina: If this goes on, the birds will fly away and never come back.

Jeff: Our river used to be very clean. But now look at the water! There is too much _____ left by the factories.

Marina: If this goes on, the fish will die. People should do something to stop the _____.

Jeff: I _____. Let's do something to draw people's _____ to this problem. How about putting up a poster?

Marina: Good idea. Jeff, I think our _____ is also quite dirty.

Let's call our classmates to help clean it before the new term starts.

Jeff: OK. We would finish _____ in an hour!

4 Each World Environment Day has a theme. Here are some examples. Can you think of your own theme for it?

- 1994 One Earth, One Family
- 1997 For Life on Earth
- 2002 Give Earth a Chance
- 2005 Green Cities — Plan for the Planet
- 2011 Forests: Nature at Your Service
- 2012 Green Economy: Does It Include You?



Lesson 44: Environment Clubs



- What do you do when you see somebody throwing garbage on the ground?
- Does your school have an environment club?



I'm a member of an environment club.

Environment clubs encourage students to bring their lunches in reusable bags and dishes. The class with the least garbage gets a prize.

• No-car days: On a no-car day, nobody comes to school in a car — neither the students nor the teachers! Cars pollute our air, so remember:

Walk, skip, bike or run.

Use your legs! It's lots of fun!

• Bring your own shopping bag! Bring your own bag when you go shopping. It's a good way to reduce packaging.

• Save water! Did you know that a leaky toilet can waste 20 to 40 litres of water an hour? In a year, that would fill a large swimming pool! In environment clubs, students fix leaky toilets and sinks.

• Save electricity! Turn off the lights when you leave a room. Turn off the television and shut down the computer when you are not using them.



Let's work together to make our environment clean. Could your school do some of these things?

Let's Do It!

1 Read the lesson and answer the questions.

1. Why do many students join environment clubs in North America?
2. Why do the students take their own bags when they go shopping?
3. How do the students in an environment club save water? How do they save electricity?

2 Fill in the blanks with the correct forms of the words in the box.

waste least nobody shut pollute

1. The soap factory _____ the drinking water in this area.
2. Students should not _____ paper.
3. _____ knows when life on the earth started.
4. He who talks the most knows the _____.
5. I couldn't _____ the window because it was stuck.

3 Read the passage and fill in the blanks.

In some countries of the world, people have started to reduce the amount of garbage they make. How? First, they buy _____ things. They try to buy only what they really need. When you buy fewer things, you _____ away fewer things. Second, they reuse things. They use things, and then they use them again! Third, they recycle things. They make old things into new things. People call these the “three Rs”: reduce, _____ and _____. The three Rs help us remember that _____ is a problem.

4 Suppose your school's environment club wants to make a poster about littering and recycling. Can you make one? Here's an example.

Stop Pollution!

We have a nice, clean schoolyard. Let's keep it this way.

Don't litter!

Always put your garbage in a garbage can.

Never throw it on the ground.

Recycle!

Stop and think before you throw something out:

Can I use this again?

Can this be recycled?

Together, we can help keep our world clean!

Lesson 45: Let's Sort Garbage!



- What do you do with your garbage?
- What kinds of things can be recycled and reused?

Danny empties two bags of garbage onto the floor.

Jenny: That's a lot of garbage! Can I help you sort it?

Danny: Yes, please. Let's put the glass here, the metal here, the plastic here and the paper here.

(After they sort the garbage, Danny and Jenny are surprised. Almost all of it can be reused or recycled! They need to throw away only one small bag of garbage!)



Jenny: People throw too much away. They shouldn't waste so much!

Danny: That's right. Look! There is more paper than plastic. And there is less metal than plastic. There is the least amount of glass.

Jenny: And the most amount is paper. It is a waste to use paper only on one side.

Danny: Hey! I found a toy car. One of the wheels is broken. I'll take this car home and clean it. Then I'll use some glue to fix the broken wheel. When I finish fixing this car, I will give it to my little cousin, Debbie.



Jenny: Nobody should throw away a toy like this. It can be fixed. It's not right to waste things. Look at all of the glass. It can all be recycled and made into new glass.

Danny: A lot of glass is broken. It's dangerous to leave broken glass on the ground. Once, I cut my foot on a piece of broken glass.

Jenny: Litter can hurt people!

Let's Do It!

1 Read the lesson and write true (T) or false (F).

1. There is a lot of garbage: glass, metal, plastic and paper. ()
2. There is the most amount of glass and the least amount of paper. ()
3. Danny found Debbie's toy car in the garbage. ()
4. Danny once cut his foot on a piece of broken glass. ()

2 Circle the words that "it" refers to in each sentence.

Example:

It is a waste to use paper only on one side.

1. It is fun to travel!
2. It is not right to waste things.
3. It is quite easy to find information with this program.
4. They think it is rude to point with a finger.
5. It is dangerous to leave broken glass on the ground.



As we know, "it" can be used to refer to time, weather, distance or something mentioned before. Study the sentences above. Can you find other ways of using "it"?



PROJECT

SORT THE GARBAGE



Go for a walk around your neighbourhood. Take a bag with you and pick up any garbage you see. Wear gloves because garbage is dirty.

Bring the garbage to school. Don't throw it away!

What kind of garbage did you find? Sort the garbage. Make a pile for paper, plastic, metal, glass and other things.

- How much of each type of garbage do you have?
- What type do you have the least/most amount of?

Do you want to throw away the garbage now? Don't! What else could you do with it? Think! Could you use some of the garbage again? How?

How could people make less garbage? Talk about this and write down your ideas. Now you can take out the garbage!

Lesson 46: Protect Our Environment



- Is your hometown clean enough?
- Do you have any ideas for reducing waste?



Do you worry about pollution?

My name is Katie.

I think everybody should take care of the environment. I live in Edmonton. It is a city in Canada. The air and water are clean in Edmonton, but sometimes people waste a lot.

What do we waste the most? Paper, I think. People waste water, too. I don't want to waste water. I try to save water in many ways. I take short showers. I often check to make sure there aren't any leaks, and I never forget to turn off the tap.

Do we recycle at home? Yes! We sort our pop cans, beer bottles and waste paper. A truck picks up our recycling every week. It is made into new things. We reuse our plastic bags, too. We use them again and again, or we put other garbage in them.

Cars and factories make the most pollution. I think there are too many cars in Edmonton. More people should ride bikes or take buses. I ride my bike to school every day. Unlike other types of transportation, a bike doesn't make any pollution. Buses make some pollution, but lots of people can travel on a bus. Buses make less pollution than cars.

In fact, if each of us makes a small change in our life, we can make a big difference to our environment. It's not too hard to protect the environment. We just need to try.



We like to ride bikes. It's good for the environment.

Let's Do It!

1 Read and tick the points mentioned in the lesson.

- ☐ sort garbage at home
- ☐ reuse plastic bags
- ☐ bring your own bag when you go shopping
- ☐ ride bikes or take buses
- ☐ pick up rubbish off the street
- ☐ turn off the lights when you leave a room
- ☐ turn off the television and shut down the computer when you are not using them
- ☐ take short showers

2 Compare the two pictures. Tick the words to describe the differences.



pollution clean garbage air car sky
transportation travel tree environment

3 What can we do to help the environment? Read and match.

We should

We shouldn't

open a window instead of turning on the air conditioning.

use both sides of the paper.

throw garbage on the ground.

sort the waste before throwing it away.

cut down trees in forests.

turn off the tap when we are brushing our teeth.

Lesson 47: Connected to Nature



- Do all the living things on the planet depend on one another?
- What can we do for nature?



The natural world is filled with living things. Living things start out weak and small and slowly grow strong and big. You are a living thing. Each of your classmates is a living thing. Flowers, grass and trees are living things, too. Bees, ants, doves, dogs and cats — these are all living things.

All living things need food and water to grow. Think about yourself. When you are hungry, you need to eat. You eat fruit, vegetables, meat and fish. They can help you grow big and strong. You drink water when you are thirsty. Now think about a tree. When a tree is hungry, it gets food from the soil. Trees drink water, too.

We are different in some ways, but all living things are connected. We all live on the same planet, and we depend on each other. If we pollute the rivers and oceans, fish may get sick or even die. Some birds live off fish. If the birds eat the sick or dead fish, they may die off. Nature is a balance between all the living things on the planet. If one species dies off, then another species may die off, followed by another, and another...

We should respect the earth and all the living things on it.



Let's Do It!

1 Read the lesson and put these sentences in the correct order.

- ☐ All living things are connected.
- ☐ We should protect the environment.
- ☐ Living things live in the world.
- ☐ All living things need water and food to grow.

2 Fill in the blanks with the correct forms of the words in the box.

respect connect die dead follow

1. His mother has been _____ for ten years.
2. People should _____ and understand each other.
3. Don't always _____ others. You should have your own ideas.
4. We are _____ by the Internet.
5. The trees _____ out, and this place became a desert.

3 Read the passage and fill in the blanks with the sentences below.

Many years ago, there were more animal species than there are now. There were many forests. The rivers were clean. The sky was blue. Birds sang from morning until night. _____

But later, people cut down the trees in the forests, killed the animals and built factories and buildings. _____ People's houses were buried by soil in floods. Some animals lost their homes, and they attacked people. Some factories polluted the air, water and people's food. The earth is getting warmer. Some scientists say the sea level will rise by at least 1 metre in the next 100 years.

_____ People are now living in a worse and worse environment. _____ We need to reduce pollution and protect our environment.

- A. Some houses beside the sea will disappear.
- B. People lived together with many kinds of animals.
- C. We should do something to save our world.
- D. They changed the earth.



Lesson 48: Garbage Is Interesting!



- Do you think garbage is interesting?
- What have you done in a schoolyard clean-up?

Jenny's blog

This week we learned about pollution. I never knew that garbage was so interesting!

On Tuesday, it was World Environment Day. Danny, Brian and I cleaned up the schoolyard. All of our classmates helped. We took bags and picked up the garbage. It was great to see everyone working together!

Later that day, Brian, Danny and I went for a walk around our neighbourhood. When we saw garbage, we picked it up. Danny found a used toy car with one broken wheel. He took it home, cleaned it and fixed it.

On Wednesday, we sorted our school's garbage. We put on gloves and divided the garbage into different piles: glass, metal, plastic, paper and everything else. Most of the garbage was paper. People wasted a lot of paper! There was less plastic than paper and more plastic than metal. There was the least amount of glass.

Today, Danny made a car out of garbage! He used a big box for the body and pieces of wood for the seats. He used a bit of glue to put the wheels on. The wheels were plastic lids. It was great!

We throw garbage away. But where does it go? Later this month, we will go on a class trip to the city recycling centre. Thousands of tons of garbage are sent there. We will see the workers sort all of our garbage for recycling.

I think it's our duty to protect the environment. I am only one person, but if I do my part, the earth will be a cleaner and safer place. If each of us does something for the environment, all of us will have a better life.

Jenny



Let's Do It!

1 Read the lesson and fill in the table.

This week	
On Tuesday	
Later on Tuesday	
On Wednesday	
Today	
Later this month	

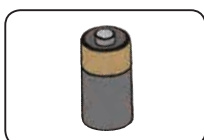
2 Complete the dialogues using the phrases in brackets.

- A: The schoolyard is dirty. (clean up)
B: _____
- A: There is too much garbage. (pick up)
B: _____
- A: What a sunny day! (go for a walk)
B: _____
- A: It's cold outside! (put on)
B: _____

3 Read the passage and answer the question.

“Hazardous” means dangerous. Some hazardous waste is poison — it makes people sick. Some products explode or burn very easily. Hazardous things usually have these labels: “poison”, “caution”, “warning” or “danger”. What can we do about hazardous waste? Buy less of it! And when you take out the garbage, don't take out your hazardous waste. Hazardous waste in your garbage is bad for the environment. Why? Because we usually bury or burn our garbage. This can make people and the environment sick. Many countries have laws about hazardous waste. The laws don't allow people to bury or burn hazardous waste with other garbage. Many cities in North America keep their hazardous waste in special places. Some have ways to burn it at very high temperatures: from 900 to 1 100 degrees centigrade. Hazardous waste is buried two kilometres under the ground in some places. That's deep!

Which of these is hazardous? Tick the correct ones.



☐ Battery



☐ Paint



☐ Glass



☐ Box

Unit Review

Building Your Vocabulary

I. Fill in the blanks with the words from this unit. The first letter is given.

1. A: What does r_____ mean?
B: It means “garbage”.
2. Please talk slowly. I cannot f_____ you.
3. Smoke and gas p_____ the air.
4. We should value time, not w_____ it.
5. Many students in environment clubs try to make less p_____.

II. Fill in the blanks with the correct forms of the phrases in the box.

throw away turn... off pick up neither... nor... more than

1. We should _____ the garbage in the schoolyard and put it into the garbage bin.
2. The garbage bag is full. How much did you _____ after lunch?
3. _____ 70 percent of the earth is covered by water.
4. Don't leave the lights on. Please _____ them _____.
5. _____ Hebei Province _____ Jilin Province is in the south of China.

Grammar in Use

Rewrite the sentences using “it”.

Example:

We went to Beijing. We left at 8 o'clock and arrived at 12 o'clock.

→ It took us four hours to travel to Beijing.

1. We should finish the project in an hour. It is hard.
2. We will go to the schoolyard to play. It will be fun.
3. People often waste paper. It is not right.
4. We should protect the environment. It is our duty.

Listening and Speaking

I. Listen to the passage and tick the correct answers.

1. Where were Li Ming, Wang Mei and Li Lin?
☐ They were by the river. ☐ They were at the school.
2. Who collected the most garbage?
☐ Li Ming. ☐ Wang Mei.

3. What did they find in the garbage?

☐ A toy bike.

☐ A toy truck.

II. Complete the following dialogue.

Jenny is sorting the garbage. She needs some help.

Jenny: Hi Danny! Come here.

Danny: I'm coming. What's the matter?

Jenny: _____

Danny: Of course. _____

Jenny: I want you to help me sort the garbage.

Danny: No problem.

Jenny: I'll put these plastic bottles in this bag. And you put the waste paper in that bag.

Danny: OK.

Jenny: That's done. _____

Danny: With pleasure.



Putting It All Together

I. Read the passage and answer the questions.

Driving in Rubbish

- ☐ Danny has been working all afternoon. First he fixed the broken car he
- ☐ found. Then he washed the glue off his hands, face and legs.
- ☐ Now he looks at the other garbage for recycling. "There are a lot of
- ☐ interesting things here," he says to himself. "I think I'll make something out
- ☐ of this garbage!"
- ☐ Danny sees a very big cardboard box. "Somebody bought a new
- ☐ television," he says, "and they threw out this box. It's so big that I can fit
- ☐ inside it! Maybe I can make something with this."
- ☐ He looks for other things to use. He finds five big, round pieces of plastic.
- ☐ They are the lids from ice cream pails. "I know," says Danny. "I will make a
- ☐ car. This cardboard box will be the car's body. These ice cream lids will be
- ☐ the wheels."
- ☐ Danny glues four wheels onto the cardboard box. "Hmm... I have one
- ☐ more lid. I know! It will be the steering wheel. I can hold onto it and drive
- ☐ the car."
- ☐ Danny finds many other things for the car. He uses old metal cans for the
- ☐ headlights of the car. He finds pieces of wood to sit on.
- ☐ Finally Danny phones Jenny and Brian. "Come over to my house," he
- ☐ says. "I'll take you for a ride in my new car!"

1. What does Danny use the cardboard for?
2. What does Danny use the lids of the ice cream pails for?
3. What does Danny use for the headlights of the car?

II. My City's Future!

Does your city have pollution problems? If it does, think about ways to reduce pollution. Make a plan about how to save your city. If it doesn't, think about how to make your city more beautiful. Write a letter to the government describing your plan.

Self-Evaluation

Find more examples from this unit. Then mark your stars.

I. Talking about Cause, Effect and

Purpose

I think it's our duty to protect the
environment.

I can express cause, effect and
purpose in English.



II. Using "it"

He took it home, cleaned it and fixed
it.

I know how to use "it".



Fix and Mend

Group A

My bike wheel just broke.
My old pants have a tear.
My shoes have a hole.
I need something new for my hair!
My cassette deck has a buzz.
My backpack doesn't fit!
I must go and get new things.
Or I might have a fit!



Group B

Well now, I have news for you.
I know exactly what to do.
Listen carefully,
And you will soon agree.
You don't just go and buy.
You first need to go and try,
To fix and mend and reuse again.
Or the garbage will touch the sky!



Pronunciation

Incomplete Explosion 不完全爆破

在朗读一些单词和句子时，如果爆破音(即/p/, /b/, /t/, /d/, /k/, /g/)后紧跟某些辅音，这些爆破音只作出发音状，气流在口腔中稍作停顿，马上过渡到后面的辅音，不发生或不完全发生爆破，这种现象称为不完全爆破或者失爆。不完全爆破不仅可以发生在某一单词内部的某一音节内，还可以发生于两个相邻的音节之间或是相邻的单词之间。不完全爆破分为五种情况：

1. 爆破音+爆破音

任意两个爆破音相遇时，第一个爆破音不发生爆破，而第二个爆破音完全爆破。例如：

basketball activity September first time a good game

2. 爆破音+摩擦音

当爆破音后面出现九个摩擦音(/f/, /v/, /s/, /z/, /θ/, /ð/, /ʃ/, /ʒ/, /h/)中的任意一个时，该爆破音发生不完全爆破。例如：

best friend loud voice plant vegetables big scare
a big zoo that thing look at this at home

3. 爆破音+破擦音

当爆破音遇到破擦音(/tʃ/, /dʒ/, /tr/, /dr/)中的任意一个时，该爆破音发生不完全爆破。例如：

picture great changes good job
big tree a fast train cold drink

4. 爆破音+鼻音

当爆破音遇到鼻音(/m/或者/n/)时，该爆破音发生不完全爆破。例如：

good morning lightning hope not

5. 爆破音+舌侧音

当爆破音遇到舌侧音(/l/)时，该爆破音发生不完全爆破。例如：

candle at last look like

Reduction 弱读

在用英语讲话或朗读句子时，为了节奏的需要，有些单词相对要弱读。这些单词大都是单音节的限定词、助动词、be动词、介词、关联词和人称代词等，在句子中不能独立担当句子成分。弱读单词中的元音多数会缩短音的长度或者弱化为/ə/音。例如：

an /ən/ but /bət/ or /ə/ than /ðən/ to /tə/
at /ət/ for /fə/ of /əv/ are /ə/ from /frəm/

Assimilation 同化

英语辅音同化现象指的是前一音节的结尾辅音与后一音节的开头辅音相邻时，前一个辅音的发音受到影响而发生变化，或者两者相互影响发成了这两个音以外的第三个音。辅音的同化

使得音与音之间过渡更加自然。辅音同化属于较高级的读音技巧，在初中阶段我们可以大致了解以下几种情况：

1. 在/m/, /p/, /b/前，/n/, /t/, /d/分别被同化为/m/, /p/, /b/。例如：

good morning /'gʊm'mɔ:nɪŋ/ eight minutes /'eɪm'mɪnɪts/

2. 在/t/, /p/, /d/等前，/z/浊音清化为/s/。例如：

What's this? 中is中的s发成了/s/，what's 读作/wɒts/。

news一词本应读作 /nju:z/，而在newspaper一词当中，/z/受到了paper中清辅音/p/的影响，也浊音清化了，因而发成了/s/，读作/'nju:spɛɪpə/。

在used to中的used单独存在时读作/ju:zd/，但在used to这一词组中，先是/d/受到后面清辅音/t/的影响而变成了/t/，而它前面的浊辅音/z/又受到了影响而被同化变成了清音/s/，故used to读作/ju:st tu/。

3. 在非重读音节中，/tj/和/dj/分别被同化成/tʃ/ 和/dʒ/。例如：

education /,edʒu'keɪʃn/ won't you /wəʊn'tʃu/ could you /ku'dʒju/

英语语音同化现象属于语音音变，多发生在口语和方言中，和说话者的背景和个人风格有很大关系。

Vocabulary (I)

【注】本词汇表中的黑体词为要求掌握的词汇；其余单词为接触词汇。

Unit 1

shower /'ʃaʊə/ <i>n.</i>	阵雨;淋浴	(1)
thunderstorm /'θʌndəstɔ:m/ <i>n.</i>	雷雨;雷暴	(1)
thunder /'θʌndə/ <i>n.</i>	雷(声)	(1)
sunrise /'sʌnraɪz/ <i>n.</i>	日出	(1)
sunset /'sʌnset/ <i>n.</i>	日落	(1)
rise /raɪz/ <i>v. & n.</i>	(rose/risen)升起;上升; 增加	(1)
set /set/ <i>v.</i>	(set/set)(日、月)落沉;放置;制定	(1)
exact /ɪg'zækt/ <i>adj.</i>	精确的;准确的	(1)
neither /'naɪðə; 'ni:ðə/ <i>conj. & adv.</i>	既不; 也不;(二者)都不	(2)
nor /nɔ:/ <i>conj. & adv.</i>	也不;也没	(2)
boot /bu:t/ <i>n.</i>	靴,靴子	(2)
jasmine /'dʒæzmɪn/ <i>n.</i>	茉莉	(2)
blossom /'blɒsəm/ <i>v.</i>	开花	(2)
	<i>n.</i> 花朵	(2)
sunshine /'sʌnfʌɪn/ <i>n.</i>	阳光	(2)
Tai Chi /,taɪ 'tʃi:/ <i>n.</i>	太极	(2)
swing /swɪŋ/ <i>n.</i>	秋千	(2)
	<i>v.</i> (swung/swung)打秋千;摇摆	(2)
melt /melt/ <i>v.</i>	融化	(3)
hillside /'hɪlsaɪd/ <i>n.</i>	小丘;山坡	(3)
wind /wɪnd/ <i>n.</i>	风;气流	(3)
gently /'dʒentli/ <i>adv.</i>	温柔地;轻轻地	(3)
budding /'bʌdɪŋ/ <i>adj.</i>	正发芽的	(4)

nearly /'nɪəli/ <i>adv.</i>	几乎;差不多;将近	(4)
millimetre /'mɪlɪmi:tə/ <i>n.</i>	毫米;千分之一米	(4)
plenty /'plenti/ <i>n.</i>	丰富;大量	(4)
anytime /'eni.taɪm/ <i>adv.</i>	在任何时候; 随便什么时候	(4)
babysit /'beɪbɪsɪt/ <i>v.</i>	(babysat/babysat) 照顾婴儿;当临时保姆	(5)
Debbie /'deɪbi/	黛比(人名)	(5)
bar /bɑ:/ <i>n.</i>	栏;门闩;酒吧	(5)
instead /ɪn'sted/ <i>adv.</i>	代替;更换	(5)
push /pʊʃ/ <i>v. & n.</i>	推;按下	(5)
soccer /'sɒkə/ <i>n.</i>	足球;英式足球	(5)
shall /ʃæl;ʃəl/ <i>v. aux.</i>	将;会	(5)
rabbit /'ræbɪt/ <i>n.</i>	兔子	(5)
low /ləʊ/ <i>adj.</i>	低的;浅的	(6)
below /bɪ'ləʊ/ <i>prep. & adv.</i>	低于;在……下面	(6)
zero /'ziərəʊ/ <i>num.</i>	零	(6)
until (=till) /ən'tɪl/ <i>conj.</i>	直到……为止	(6)
groundhog /'graʊndhɒg/ <i>n.</i>	土拨鼠	(6)
bush /bʊʃ/ <i>n.</i>	灌木	(6)

Unit 2

hole /həʊl/ <i>n.</i>	洞	(7)
large /lɑ:dʒ/ <i>adj.</i>	大的;巨大的	(7)
root /ru:t/ <i>n.</i>	根	(7)
seedling /'si:dlɪŋ/ <i>n.</i>	幼苗;秧苗	(7)
cover /'kʌvə/ <i>v.</i>	覆盖	(7)
	<i>n.</i> 盖子	(7)
fill /fɪl/ <i>v.</i>	装满;充满	(7)

dirt /dɜ:t/ *n.* 泥土;污物 (7)
 pack /pæk/ *v.* 堆积;压实;装(箱) (7)
 dust /dʌst/ *n.* 沙土;尘土;灰尘 (7)
 storm /stɔ:m/ *n.* 暴风雨 (7)
 dirty /'dɜ:tɪ/ *adj.* 不干净的;肮脏的 (7)
 northern /'nɔ:ðən/ *adj.* 北方的;北部的 (7)
 bottom /'bɒtəm/ *n.* 底部;最下部 (7)
 pleasant /'pleznt/ *adj.* 使人愉快的 (8)
 shade /ʃeɪd/ *n.* 树阴;阴凉处 (8)
 fulfill /fʊl'fɪl/ *v.* 达到;执行 (8)
 basic /'beɪsɪk/ *adj.* 基本的;基础的 (8)
 soil /sɔɪl/ *n.* 土;土壤 (8)
 channel /'tʃænl/ *n.* 频道 (9)
 gardener /'gɑ:dnə/ *n.* 园艺家;花匠;园丁 (9)
 log /lɒg/ *v.* 登录;记录 (9)
 consider /kən'sɪdə/ *v.* 仔细考虑;认为;
 觉得 (10)
 sunlight /'sʌnlʌɪt/ *n.* 阳光;日光 (10)
 test /test/ *v. & n.* 测验;考查 (10)
 compost /'kɒmpɒst/ *n.* 混合肥料 (10)
 dry /draɪ/ *adj.* 干的
v. 使干;变干 (10)
 nearby /'nɪəbaɪ/ *adv.* 在附近;不远 (10)
 squirrel /'skwɪrəl/ *n.* 松鼠 (10)
 fence /fens/ *n.* 栅栏;篱笆;围墙 (10)
 purpose /'pɜ:pəs/ *n.* 目的;目标;意图 (10)
 egret /'i:grɪt/ *n.* 白鹭 (11)
 eastern /'i:stən/ *adj.* 东方的;东部的 (11)
 shy /ʃaɪ/ *adj.* 害羞的 (11)
 tightly /'taɪtlɪ/ *adv.* 紧紧地;牢固地 (11)
 fossil /'fɒsl/ *n.* 化石 (11)
 southwest /ˌsaʊθ'west/ *n. & adj.* 西南(的) (11)

living /'lɪvɪŋ/ *adj.* 活着的 (11)
 agriculture /'ægrɪkʌltʃə/ *n.* 农业;农学 (12)
 seed /si:d/ *n.* 种子 (12)
 pot /pɒt/ *n.* 盆;壶;瓶 (12)
 sprout /spraʊt/ *v.* 发芽 (12)
 stem /stem/ *n.* 茎;干 (12)
 bud /bʌd/ *n.* 芽;苞;花蕾
v. 发芽 (12)
 carefully /'keəfəli/ *adv.* 仔细地;小心翼翼地 (12)
 yard /jɑ:d/ *n.* 院子;场地 (12)

Unit 3

scare /skeə/ *v. & n.* 惊吓;受惊 (13)
 doorbell /'dɔ:bel/ *n.* 门铃 (13)
 scream /skri:m/ *v.* 尖声喊叫 (13)
 tiny /'taɪni/ *adj.* 微小的 (13)
 sofa /'səʊfə/ *n.* 长沙发 (13)
 Zoe /'zəʊ/ 佐伊(本课作动物名) (13)
 vacation /və'keɪʃən;veɪ'keɪʃən/ *n.* 假期;休假 (13)
 gentle /'dʒentl/ *adj.* 温和的 (13)
 loyal /'lɔɪəl/ *adj.* 忠诚的 (13)
 long-eared *adj.* 长耳的 (14)
 jerboa /dʒɜ:'bəʊə/ *n.* 跳鼠 (14)
 mouse /maʊs/ *n.* (*pl.* mice /maɪs/) 老鼠;鼠标 (14)
 kiwi /'ki:wi:/ *n.* 几维(产于新西兰的鸟) (14)
 lay /leɪ/ *v.* (*laid/laid*)产(卵);放置 (14)
 long-nosed *adj.* 长鼻子的 (14)
 eggplant /'egpla:nt/ *n.* 茄子 (14)
 shake /ʃeɪk/ *v.* (*shook/shaken*)摇动;抖动 (14)
 flap /flæp/ *v.* 鼓翼而飞;(使某物)拍打 (14)

avoid /ə'vɔɪd/ *v.* 避开;躲避 (14)
danger /'deɪndʒə/ *n.* 危险;风险 (15)
dangerous /'deɪndʒərəs/ *adj.* 危险的 (15)
mainly /'meɪnlɪ/ *adv.* 主要地;首要地 (15)
bamboo /bæm'bu:/ *n.* 竹子 (15)
giraffe /dʒɪ'rɑ:f/ *n.* 长颈鹿 (15)
escape /ɪs'keɪp/ *v.* 逃脱;逃走 (16)
fierce /fɪəs/ *adj.* 凶猛的;凶狠的 (16)
protect /prə'tekt/ *v.* 保护 (16)
fool /fu:l/ *n.* 愚人 (16)
century /'sentʃəri/ *n.* 世纪 (17)
fur /fɜ:/ *n.* (兽类的)毛 (17)
symbol /'sɪmbl/ *n.* 标志;象征 (17)
courage /'kʌrɪdʒ/ *n.* 勇气;胆量 (17)
brave /breɪv/ *adj.* 勇敢的;无畏的 (17)
chain /tʃeɪn/ *n.* 链子;链条 (17)
balance /'bæləns/ *n.* 平衡;平稳 (17)
reason /'ri:zn/ *n.* 原因;动机;理由 (17)
disappear /dɪsə'praɪə/ *v.* 消失;失踪 (17)
kill /kɪl/ *v.* 杀死 (17)
cut /kʌt/ *v.* (cut/cut) 砍;切;剪;割 (17)
decrease /dɪ'kri:s/ *v.* 使……变小;减少 (17)
friendship /'frendʃɪp/ *n.* 友情;友谊 (18)
rhino /'raɪnəʊ/ *n.* 犀牛 (18)
skin /skɪn/ *n.* 皮;皮肤 (18)
warn /wɔ:n/ *v.* 警告;提醒 (18)
insect /'ɪnsekt/ *n.* 昆虫 (18)
relationship /rɪ'leɪʃənʃɪp/ *n.* 关系;关联 (18)
survive /sə'vaɪv/ *v.* 生存;存活 (18)
Owen /'əʊɪn/ 欧文(本课作动物名) (18)
mzee /m'zi:/ *n.* 老人;受尊敬的人 (18)
(本课作动物名) (18)
hippo /'hɪpəʊ/ *n.* 河马 (18)
tortoise /'tɔ:təs/ *n.* 龟 (18)

truly /'tru:lɪ/ *adv.* 真正;正确地 (18)
boundary /'baʊndəri/ *n.* 分界线;边界 (18)

Unit 4

technology /tek'nɒlədʒɪ/ *n.* 技术 (19)
desktop /'deskɒp/ *n.* 台式电脑;桌面 (19)
tablet /'tæblɪt/ *n.* 平板电脑;牌;碑 (19)
keyboard /'ki:bɔ:d/ *n.* 键盘 (19)
invitation /ɪnvi'teɪʃn/ *n.* 邀请 (19)
industry /'ɪndəstri/ *n.* 工业;企业;行业 (19)
laptop /'læptɒp/ *n.* 笔记本电脑 (20)
Easter /'i:stə/ *n.* 复活节 (20)
enter /'entə/ *v.* 输入;进入 (20)
key /ki:/ *n.* 关键;钥匙 (20)
search /sɜ:tʃ/ *n. & v.* 搜索;查找 (20)
topic /'tɒpɪk/ *n.* 话题 (20)
depend /dɪ'pend/ *v.* 依靠;取决于 (20)
bunny /'bʌni/ *n.* 兔子 (20)
hide /haɪd/ *v.* (hid/hidden) 隐藏;躲避 (20)
press /pres/ *n.* 印刷机;新闻界 (21)
appear /ə'praɪə/ *v.* 出现;呈现;来到 (21)
modern /'mɒdn/ *adj.* 现代的;新式的 (21)
electronic /ɪlek'trɒnɪk/ *adj.* 电子的 (21)
sell /sel/ *v.* (sold/sold) 卖;出售 (21)
receive /rɪ'si:v/ *v.* 收到;接到 (22)
cancer /'kænsə/ *n.* 癌症 (22)
blessing /'blesɪŋ/ *n.* 祝福;保佑;赞美 (22)
pyramid /'pɪrəməɪd/ *n.* 金字塔 (22)
Egypt /'i:dʒɪpt/ 埃及 (22)
advantage /əd'vɑ:ntɪdʒ/ *n.* 优势;有利条件;
有利因素 (23)
disadvantage /dɪsəd'vɑ:ntɪdʒ/ *n.* 缺点;
不利因素 (23)
simple /'sɪmpl/ *adj.* 简单的;简明的 (23)

coin /kɔɪn/ <i>n.</i>	硬币	(23)
cause /kɔ:z/ <i>v.</i>	造成;引起	(23)
less /les/ <i>adj. & adv.</i>	(little 的比较级) 更少的(地);更小的(地)	
<i>n.</i>	较少量;较小的部分	(23)
aside /ə'saɪd/ <i>adv.</i>	除……之外;在旁边	(23)
attack /ə'tæk/ <i>v.</i>	袭击;损害	(23)
web /web/ <i>n.</i>	网络;网	(23)
steal /sti:l/ <i>v.</i>	(stole/stolen)偷盗;窃取	(23)
banking /'bæŋkɪŋ/ <i>n.</i>	银行业	(23)
properly /'prɒpəli/ <i>adv.</i>	正确地	(23)

Unit 5

pay /peɪ/ <i>v.</i>	(paid/paid)付(款)	(25)
bake /beɪk/ <i>v. & n.</i>	烘;烤	(25)
dollar /'dɒlə/ <i>n.</i>	元(美国、加拿大、澳大利亚等国的货币单位)	(25)
sixteen /'sɪks'ti:n/ <i>num.</i>	十六	(25)
advertising /'ædvətaɪzɪŋ/ <i>n.</i>	广告活动; 广告业;做广告	(25)
poster /'pəʊstə/ <i>n.</i>	招贴;海报	(25)
cheap /tʃi:p/ <i>adj.</i>	便宜的;廉价的	(26)
pocket /'pɒkɪt/ <i>n.</i>	口袋;袋子	
<i>v.</i>	挣;赚下;赢得	(26)
desk-cycle /'desk'saɪkl/ <i>n.</i>	自行车桌 (本课中丹尼发明的产品名)	(26)
tie /taɪ/ <i>v.</i>	(用线、绳等)系;拴;绑; 捆;束	(26)
while /waɪl/ <i>conj.</i>	当……的时候; 在……期间	(26)
afford /ə'fɔ:d/ <i>v.</i>	买得起;(有时间)做, 能做	(26)
cent /sent/ <i>n.</i>	分	(26)
everyday /'evrɪdeɪ/ <i>adj.</i>	每天的;日常的	(27)

ladder /'lædə/ <i>n.</i>	梯子	(27)
position /pə'zɪʃn/ <i>n.</i>	位置;方位	(27)
congratulate /kən'grætʃuleɪt/ <i>v.</i>	祝贺	(27)
including /ɪn'klu:dɪŋ/ <i>prep.</i>	包括;包含	(27)
account /ə'kaʊnt/ <i>n.</i>	账目	(27)
husband /'hʌzbənd/ <i>n.</i>	丈夫	(28)
gate /geɪt/ <i>n.</i>	大门	(28)
appreciate /ə'pri:ʃeɪt/ <i>v.</i>	感激;感谢	(28)
honesty /'ɒnɪstɪ/ <i>n.</i>	诚实;老实;正直	(28)
trusting /'trʌstɪŋ/ <i>adj.</i>	信任的	(28)
honest /'ɒnɪst/ <i>adj.</i>	坦白的;诚实的	(28)
value /'vælju:/ <i>n.</i>	价值	(28)
motto /'mɒtəʊ/ <i>n.</i>	座右铭;格言;箴言	(28)
trust /trʌst/ <i>v. & n.</i>	相信;依赖	(28)
battle /'bætl/ <i>n.</i>	战斗;战役	(29)
create /kri:'eɪt/ <i>v.</i>	创作;创造	(29)
ad /æd/ <i>n.</i>	广告	(29)
customer /'kʌstəmə/ <i>n.</i>	顾客;主顾;客户	(29)
already /ɔ:l'reɪdɪ/ <i>adv.</i>	已经	(29)
similar /'sɪmlə/ <i>adj.</i>	相像的;相仿的;类似的	(29)
sample /'sæmpl/ <i>n.</i>	样品;样本	(29)
offer /'ɒfə/ <i>v.</i>	提供;供给	(29)
shine /ʃaɪn/ <i>v.</i>	(shone/shone)发光;反射	(29)
quality /'kwɒlətɪ/ <i>n.</i>	质量;品质	(29)
surely /'ʃʊəli/ <i>adv.</i>	当然;确信无疑	(29)
succeed /sək'si:d/ <i>v.</i>	成功;做成	(29)
crazy /'kreɪzi/ <i>adj.</i>	疯狂的;荒唐的	(30)
baker /'beɪkə/ <i>n.</i>	面包(糕饼)师傅; 面包店老板	(30)

Unit 6

champion /'tʃæmpiən/ <i>n.</i>	冠军	(31)
---------------------------------------	----	--------

relative /'relətɪv/ <i>n.</i> 亲戚;亲属	(31)
thick /θɪk/ <i>adj.</i> 厚的	(32)
photograph /'fəʊtəgrɑ:f/ <i>n.</i> 照片	(32)
lift /lɪft/ <i>v.</i> 举起;抬起	
<i>n.</i> 电梯	(32)
weigh /weɪ/ <i>v.</i> 有……重;重	(32)
kilo /'ki:ləʊ/ (= kilogram /'kɪləgræm/) <i>n.</i>	
千克	(32)
several /'sevrəl/ <i>pron.</i> 三个以上;一些	(32)
BC (= before Christ) 公元前	(33)
athlete /'æθli:t/ <i>n.</i> 运动员	(33)
compete /kəm'pi:t/ <i>v.</i> 竞争;比赛	(33)
Olympia /əʊ'ɪlɪmpɪə/ 奥林匹亚(地名)	
	(33)
married /'mæərɪd/ <i>adj.</i> 结婚的;已婚的	(33)
host /həʊst/ <i>v.</i> 主办;主持(活动)	
<i>n.</i> 主人	(33)
Olympic /ə'ɪlɪpɪk/ <i>adj.</i> 奥林匹克运动会的	
	(33)
amazed /ə'meɪzd/ <i>adj.</i> 惊奇的;惊讶的	(33)
spirit /'spɪrɪt/ <i>n.</i> 精神;精灵	(33)
represent /ˌreprɪ'zent/ <i>v.</i> 代表;象征	(33)
continent /'kɒntɪnənt/ <i>n.</i> 洲;大陆	(34)
America /ə'merɪkə/ 美洲;美国	(34)
torch /tɔ:tʃ/ <i>n.</i> 火炬;火把	(34)
peace /pi:s/ <i>n.</i> 和平	(34)
slogan /'sləʊɡən/ <i>n.</i> 标语;口号	(34)
reflect /rɪ'flekt/ <i>v.</i> 显示;表明;表达	(34)
mascot /'mæskət/ <i>n.</i> 吉祥物	(34)
feature /'fi:tʃə/ <i>n.</i> 特征;特点	(34)
fairly /'feəli/ <i>adv.</i> 公平合理地;公正地	(34)
defeat /dɪ'fi:t/ <i>v. & n.</i> 战胜;打败	(35)
gold /ɡəʊld/ <i>n.</i> 金;黄金制品;金色	
<i>adj.</i> 金色的	(35)

medal /'medl/ <i>n.</i> 奖牌;勋章	(35)
influence /'ɪnfluəns/ <i>n.</i> 影响;作用	(35)
Brazil /brə'zɪl/ 巴西	(35)
diving /'daɪvɪŋ/ <i>n.</i> 跳水	(35)
badminton /'bædmɪntən/ <i>n.</i> 羽毛球	(35)
coach /kəʊtʃ/ <i>n.</i> 教练;辅导教师	(35)
rope /rəʊp/ <i>n.</i> 绳	(36)
sit-up <i>n.</i> 仰卧起坐	(36)
push-up <i>n.</i> 俯卧撑	(36)
race /reɪs/ <i>n.</i> 赛跑;速度竞赛	(36)
result /rɪ'zʌlt/ <i>n.</i> 结果;成绩	(36)
none /nʌn/ <i>pron.</i> 一个也没有;毫无	(36)
twentieth /'twentɪəθ/ <i>num. & adj.</i>	
第二十(的)	(36)

Unit 7

population /ˌpɒpjʊ'leɪʃn/ <i>n.</i> 人口	(37)
abroad /ə'brɔ:d/ <i>adv.</i> 到国外;在国外	(37)
Japan /dʒə'pæn/ 日本	(37)
Japanese /ˌdʒæpə'ni:z/ <i>n.</i> 日语;日本人	
<i>adj.</i> 日语的;日本人的	(37)
Antarctica /æn'tɑ:ktɪkə/ <i>n.</i> 南极洲	(37)
island /'aɪlənd/ <i>n.</i> 岛;岛屿	(37)
Pacific /pə'sɪfɪk/ <i>n. & adj.</i> 太平洋(的)	(37)
planet /'plænɪt/ <i>n.</i> 行星	(38)
billion /'bɪlɪən/ <i>n.</i> 十亿;千兆	(38)
total /'təʊtl/ <i>n.</i> 总计;总数	
<i>adj.</i> 总的;总计的	(38)
increase /ɪn'kri:s/ <i>v.</i> 增加;增大	(38)
surface /'sɜ:fɪs/ <i>n.</i> 表面;表层	(38)
Indian /'ɪndɪən/ <i>adj.</i> 印度的	
<i>n.</i> 印度人	(38)

Atlantic /æt'læntɪk/ *n. & adj.* 大西洋(的) (38)

Arctic /'ɑ:ktɪk/ *adj.* 北极的 (38)

British /'brɪtɪʃ/ *adj.* 不列颠的;英国的;
英国人的;英国英语的
n. (总称)英国人;英国英语 (39)

washroom /'wɒʃrʊm/ *n.* 盥洗室 (39)

bathroom /'bɑ:θrʊm/ *n.* 浴室;盥洗室 (39)

spell /spel/ *v.* (spelled/spelled 或
spelt/spelt) 拼写 (39)

pronunciation /prəˌnʌnsɪ'eɪʃən/ *n.* 发音;
读法 (39)

grammar /'græmə/ *n.* 语法 (39)

translate /træns'leɪt/ *v.* 翻译 (39)

American /ə'merɪkən/ *adj.* 美国的
n. 美国人 (39)

Australian /ɔ:'streɪljən/ *adj.* 澳大利亚(人)的
n. 澳大利亚人 (39)

pronounce /prə'naʊns/ *v.* 发音;读法 (39)

greet /gri:t/ *v.* 欢迎;迎接 (40)

European /jʊərə'pi:ən/ *n.* 欧洲人
adj. 欧洲(人)的 (40)

kiss /kɪs/ *v. & n.* 吻 (40)

cheek /tʃi:k/ *n.* 脸颊;脸蛋 (40)

nod /nɒd/ *v.* 点头 (40)

thumbs-up /'θʌms,ʌp/ *n.* 翘拇指 (40)

polite /pə'laɪt/ *adj.* 有礼貌的 (40)

lip /lɪp/ *n.* 嘴唇 (40)

rude /ru:d/ *adj.* 粗鲁的;粗野的 (40)

Italian /ɪ'tæliən/ *n.* 意大利人;意大利语
adj. 意大利(人)的 (40)

prepare /prɪ'peə/ *v.* 准备;预备 (41)

Mariana /,meərɪ'ænə/ 玛丽安娜(人名) (41)

Amazon /'æməzn/ 亚马逊河 (41)

rainforest /'reɪnfɒrɪst/ *n.* (热带)雨林 (41)

Akia /ə'kiə/ 阿卡亚(人名) (41)

Turkey /'tʃ:ki/ 土耳其 (41)

Bosphorous /'bɒsfərəs/ 博斯普鲁斯(地名) (41)

Nile /naɪl/ 尼罗河 (41)

Sahara /sə'hɑ:rə/ Desert 撒哈拉沙漠 (41)

Cairo /'kaɪərəʊ/ 开罗 (41)

Ahmed /'æməd/ 艾哈迈德(人名) (41)

pride /praɪd/ *n.* 引以自豪的事物(或人);
骄傲 (41)

million /'mɪljən/ *n.* 百万 (42)

square /skweə/ *n.* 平方;广场;正方形 (42)

Rocky /'rɒki/ Mountains 落基山脉 (42)

Spanish /'spæɪnɪʃ/ *adj.* 西班牙(人)的
n. 西班牙语 (42)

Mexican /'meksɪkən/ *n.* 墨西哥人
adj. 墨西哥(人)的 (42)

Unit 8

schoolyard /'sku:ljɑ:d/ *n.* 校园 (43)

attention /ə'tenʃn/ *n.* 注意;留心 (43)

rubbish /'rʌbɪʃ/ *n.* 垃圾;废物 (43)

garbage /'gɑ:bɪdʒ/ *n.* 垃圾 (43)

pollution /pə'lju:ʃn/ *n.* 污染 (43)

explain /ɪk'spleɪn/ *v.* 解释 (43)

reduce /rɪ'dju:s/ *v.* 减少 (44)

reusable /,ri:'ju:zəbl/ *adj.* 可重复使用的 (44)

least /li:st/ *adj. & adv.* (little 的最高级)
最少的(地);最小的(地)

<i>n.</i> 最少量;最小物	(44)	<i>tap</i> /tæp/ <i>n.</i> 龙头;阀门	(46)
pollute /pə'lu:t/ <i>v.</i> 污染;弄脏	(44)	<i>beer</i> /biə/ <i>n.</i> 啤酒	(46)
<i>skip</i> /skɪp/ <i>v.</i> 跳跃;跳绳	(44)	truck /trʌk/ <i>n.</i> 货车;手推车	(46)
<i>packaging</i> /'pækɪdʒɪŋ/ <i>n.</i> 包装	(44)	<i>recycling</i> /ri:'saɪklɪŋ/ <i>n.</i> 回收利用	(46)
<i>leaky</i> /'li:kɪ/ <i>adj.</i> 渗漏的	(44)	factory /'fæktəri/ <i>n.</i> 工厂	(46)
waste /weɪst/ <i>v. & n.</i> 浪费	(44)	<i>unlike</i> /ˌʌn'laɪk/ <i>prep.</i> 不像;与……不同	(46)
<i>litre</i> /'li:tə/ <i>n.</i> 公升	(44)		
<i>sink</i> /sɪŋk/ <i>n.</i> 水槽;水池	(44)	<i>bee</i> /bi:/ <i>n.</i> 蜜蜂	(47)
<i>electricity</i> /ˌɪlek'trɪsəti/ <i>n.</i> 电	(44)	ant /ænt/ <i>n.</i> 蚂蚁	(47)
shut /ʃʌt/ <i>v.</i> (shut/shut)关上;合上	(44)	<i>dove</i> /dʌv/ <i>n.</i> 鸽子	(47)
<i>sort</i> /sɔ:t/ <i>v.</i> 分类;整理		die /daɪ/ <i>v.</i> (现在分词为 dying)死	(47)
<i>n.</i> 类;种类;类型	(45)	dead /ded/ <i>adj.</i> 死的	(47)
empty /'emptɪ/ <i>v.</i> 把……弄空		<i>species</i> /'spi:ʃi:z/ <i>n.</i> 物种;种类	(47)
<i>adj.</i> 空的	(45)	<i>respect</i> /rɪ'spekt/ <i>v.</i> 尊敬;敬重	(47)
<i>metal</i> /'metl/ <i>n.</i> 金属	(45)	used /ju:zd/ <i>adj.</i> 用过的;旧的;二手的	(48)
<i>plastic</i> /'plæstɪk/ <i>n. & adj.</i> 塑料(的)	(45)	divide /dɪ'vaɪd/ <i>v.</i> 分开;分割	(48)
<i>recycle</i> /ˌri:'saɪkl/ <i>v.</i> 回收再用;再循环	(45)	<i>pile</i> /paɪl/ <i>n.</i> 堆;大量	(48)
<i>amount</i> /ə'maʊnt/ <i>n.</i> 量;数量	(45)	seat /si:t/ <i>n.</i> 座位	(48)
litter /'lɪtə/ <i>n.</i> 垃圾		<i>lid</i> /lɪd/ <i>n.</i> 盖子	(48)
<i>v.</i> 使乱七八糟;乱扔	(45)	ton /tʌn/ <i>n.</i> 吨	(48)
<i>Katie</i> /'keɪti/ 凯蒂(人名)	(46)	<i>duty</i> /'dju:ti/ <i>n.</i> 责任;义务	(48)
<i>leak</i> /li:k/ <i>n. & v.</i> 漏;渗漏	(46)		

Vocabulary (II)

【注】本词汇表中的黑体词为要求掌握的词汇；其余单词为接触词汇。

A

- abroad** /ə'brɔ:d/ *adv.* 到国外；在国外 (37)
account /ə'kaʊnt/ *n.* 账目 (27)
ad /æd/ *n.* 广告 (29)
advantage /əd'vɑ:ntɪdʒ/ *n.* 优势；有利条件；
 有利因素 (23)
advertising /'ædvətaɪzɪŋ/ *n.* 广告活动；
 广告业；做广告 (25)
afford /ə'fɔ:d/ *v.* 买得起；(有时间)做，能做
 (26)
agriculture /'ægrɪkʌltʃə/ *n.* 农业；农学 (12)
Ahmed /'æməd/ 艾哈迈德(人名) (41)
Akia /ə'kiə/ 阿卡亚(人名) (41)
already /ɔ:l'redɪ/ *adv.* 已经 (29)
amazed /ə'meɪzd/ *adj.* 惊奇的；惊讶的 (33)
Amazon /'æməzn/ 亚马逊河 (41)
America /ə'merɪkə/ 美洲；美国 (34)
American /ə'merɪkən/ *adj.* 美国的
n. 美国人 (39)
amount /ə'maʊnt/ *n.* 量；数量 (45)
ant /ænt/ *n.* 蚂蚁 (47)
Antarctica /æn'tɑ:ktɪkə/ *n.* 南极洲 (37)
anytime /'enɪtaɪm/ *adv.* 在任何时候；
 随便什么时候 (4)
appear /ə'pɪə/ *v.* 出现；呈现；来到 (21)
appreciate /ə'pri:ʃɪeɪt/ *v.* 感激；感谢 (28)
Arctic /'ɑ:ktɪk/ *adj.* 北极的 (38)
aside /ə'saɪd/ *adv.* 除……之外；在旁边 (23)
athlete /'æθli:t/ *n.* 运动员 (33)
Atlantic /æt'læntɪk/ *n. & adj.* 大西洋(的)
 (38)
attack /ə'tæk/ *v.* 袭击；损害 (23)
attention /ə'tenʃn/ *n.* 注意；留心 (43)
Australian /ɔ:'streɪljən/ *adj.* 澳大利亚(人)的
n. 澳大利亚人 (39)

B

- avoid** /ə'vɔɪd/ *v.* 避开；躲避 (14)
babysit /'beɪbɪsɪt/ *v.* (babysat/babysat)
 照顾婴儿；当临时保姆 (5)
badminton /'bædmɪntən/ *n.* 羽毛球 (35)
bake /beɪk/ *v. & n.* 烘；烤 (25)
baker /'beɪkə/ *n.* 面包(糕饼)师傅；
 面包店老板 (30)
balance /'bæləns/ *n.* 平衡；平稳 (17)
bamboo /bæm'bu:/ *n.* 竹子 (15)
banking /'bæŋkɪŋ/ *n.* 银行业 (23)
bar /bɑ:/ *n.* 栏；门闩；酒吧 (5)
basic /'beɪsɪk/ *adj.* 基本的；基础的 (8)
bathroom /'bɑ:θrʊm/ *n.* 浴室；盥洗室 (39)
battle /'bætl/ *n.* 战斗；战役 (29)
BC (= before Christ) 公元前 (33)
bee /bi:/ *n.* 蜜蜂 (47)
beer /bɪə/ *n.* 啤酒 (46)
below /bɪ'ləʊ/ *prep. & adv.* 低于；在……下面
 (6)
billion /'bɪljən/ *n.* 十亿；千兆 (38)
blessing /'blesɪŋ/ *n.* 祝福；保佑；赞美 (22)
blossom /'blɒsəm/ *v.* 开花
n. 花朵 (2)
boot /bu:t/ *n.* 靴，靴子 (2)
Bosphorous /'bɒsfərəs/ 博斯普鲁斯(地名)
 (41)
bottom /'bɒtəm/ *n.* 底部；最下部 (7)
boundary /'baʊndəri/ *n.* 分界线；边界 (18)
Brazil /brə'zɪl/ 巴西 (35)
brave /breɪv/ *adj.* 勇敢的；无畏的 (17)
British /'brɪtɪʃ/ *adj.* 不列颠的；英国的；
 英国人的；英国英语的
n. (总称)英国人；英国英语
 (39)
bud /bʌd/ *n.* 芽；苞；花蕾
v. 发芽 (12)

budding /'bʌdɪŋ/ *adj.* 正发芽的 (4)
 bunny /'bʌnɪ/ *n.* 兔子 (20)
 bush /bʊʃ/ *n.* 灌木 (6)

C

Cairo /'kaɪərəʊ/ 开罗 (41)
 cancer /'kænsə/ *n.* 癌症 (22)
 carefully /'keəfəli/ *adv.* 仔细地;小心翼翼地 (12)
 cause /kɔːz/ *v.* 造成;引起 (23)
 cent /sent/ *n.* 分 (26)
 century /'sentʃəri/ *n.* 世纪 (17)
 chain /tʃeɪn/ *n.* 链子;链条 (17)
 champion /'tʃæmpɪən/ *n.* 冠军 (31)
 channel /'tʃænl/ *n.* 频道 (9)
 cheap /tʃiːp/ *adj.* 便宜的;廉价的 (26)
 cheek /tʃiːk/ *n.* 脸颊;脸蛋 (40)
 coach /kəʊtʃ/ *n.* 教练;辅导教师 (35)
 coin /kɔɪn/ *n.* 硬币 (23)
 compete /kəm'piːt/ *v.* 竞争;比赛 (33)
 compost /'kɒmpɒst/ *n.* 混合肥料 (10)
 congratulate /kən'grætʃəleɪt/ *v.* 祝贺 (27)
 consider /kən'sɪdə/ *v.* 仔细考虑;认为;觉得 (10)
 continent /'kɒntɪnənt/ *n.* 洲;大陆 (34)
 courage /'kʌrɪdʒ/ *n.* 勇气;胆量 (17)
 cover /'kʌvə/ *v.* 覆盖
n. 盖子 (7)
 crazy /'kreɪzi/ *adj.* 疯狂的;荒唐的 (30)
 create /kriː'eɪt/ *v.* 创作;创造 (29)
 customer /'kʌstəmə/ *n.* 顾客;主顾;客户 (29)
 cut /kʌt/ *v.* (cut/cut) 砍;切;剪;割 (17)

D

danger /'deɪndʒə/ *n.* 危险;风险 (15)
 dangerous /'deɪndʒərəs/ *adj.* 危险的 (15)
 dead /ded/ *adj.* 死的 (47)
 Debbie /'debi/ 黛比(人名) (5)
 decrease /dɪ'kriːs/ *v.* 使……变小;减少 (17)
 defeat /dɪ'fiːt/ *v. & n.* 战胜;打败 (35)

depend /dɪ'pend/ *v.* 依靠;取决于 (20)
 desk-cycle /'desk'saɪkl/ *n.* 自行车桌
 (本课中丹尼发明的产品名) (26)
 desktop /'desktp/ *n.* 台式电脑;桌面 (19)
 die /daɪ/ *v.* (现在分词为 dying) 死 (47)
 dirt /dɜːt/ *n.* 泥土;污物 (7)
 dirty /'dɜːtɪ/ *adj.* 不干净的;肮脏的 (7)
 disadvantage /ˌdɪsəd'vɑːntɪdʒ/ *n.* 缺点;
 不利因素 (23)
 disappear /ˌdɪsə'piə/ *v.* 消失;失踪 (17)
 divide /dɪ'vaɪd/ *v.* 分开;分割 (48)
 diving /'daɪvɪŋ/ *n.* 跳水 (35)
 dollar /'dɒlə/ *n.* 元(美国、加拿大、澳大利亚
 等国的货币单位) (25)
 doorbell /'dɔːbel/ *n.* 门铃 (13)
 dove /dʌv/ *n.* 鸽子 (47)
 dry /draɪ/ *adj.* 干的
v. 使干;变干 (10)
 dust /dʌst/ *n.* 沙土;尘土;灰尘 (7)
 duty /'djuːtɪ/ *n.* 责任;义务 (48)

E

Easter /'iːstə/ *n.* 复活节 (20)
 eastern /'iːstən/ *adj.* 东方的;东部的 (11)
 eggplant /'egplɑːnt/ *n.* 茄子 (14)
 egret /'iːgrɪt/ *n.* 白鹭 (11)
 Egypt /'iːdʒɪpt/ 埃及 (22)
 electricity /ˌɪlek'trɪsəti/ *n.* 电 (44)
 electronic /ˌɪlek'trɒnɪk/ *adj.* 电子的 (21)
 empty /'emptɪ/ *v.* 把……弄空
adj. 空的 (45)
 enter /'entə/ *v.* 输入;进入 (20)
 escape /ɪs'keɪp/ *v.* 逃脱;逃走 (16)
 European /ˌjʊərə'piən/ *n.* 欧洲人
adj. 欧洲(人)的 (40)

everyday /'evrɪdeɪ/ *adj.* 每天的;日常的 (27)
 exact /ɪg'zækt/ *adj.* 精确的;准确的 (1)
 explain /ɪk'spleɪn/ *v.* 解释 (43)

F

factory /'fæktəri/ *n.* 工厂 (46)

fairly /'feəli/ *adv.* 公平合理地;公正地 (34)
 feature /'fi:tʃə/ *n.* 特征;特点 (34)
 fence /fens/ *n.* 栅栏;篱笆;围墙 (10)
 fierce /fɪəs/ *adj.* 凶猛的;凶狠的 (16)
 fill /fɪl/ *v.* 装满;充满 (7)
 flap /flæp/ *v.* 鼓翼而飞;(使某物)拍打 (14)
 fool /fu:l/ *n.* 愚人 (16)
 fossil /'fɒsl/ *n.* 化石 (11)
 friendship /'frendʃɪp/ *n.* 友情;友谊 (18)
 fulfill /fʊl'fɪl/ *v.* 达到;执行 (8)
 fur /fɜ:/ *n.* (兽类的)毛 (17)

G

garbage /'gɑ:bɪdʒ/ *n.* 垃圾 (43)
 gardener /'gɑ:dnə/ *n.* 园艺家;花匠;园丁 (9)
 gate /geɪt/ *n.* 大门 (28)
 gentle /'dʒentl/ *adj.* 温和的 (13)
 gently /'dʒentli/ *adv.* 温柔地;轻轻地 (3)
 giraffe /dʒɪ'ra:f/ *n.* 长颈鹿 (15)
 gold /gəʊld/ *n.* 金;黄金制品;金色
adj. 金色的 (35)
 grammar /'græmə/ *n.* 语法 (39)
 greet /gri:t/ *v.* 欢迎;迎接 (40)
 groundhog /'graʊndhɒg/ *n.* 土拨鼠 (6)

H

hide /haɪd/ *v.* (hid/hidden) 隐藏;躲避 (20)
 hillside /'hɪlsaɪd/ *n.* 小丘;山坡 (3)
 hippo /'hɪpəʊ/ *n.* 河马 (18)
 hole /həʊl/ *n.* 洞 (7)
 honest /'ɒnɪst/ *adj.* 坦白的;诚实的 (28)
 honesty /'ɒnɪsti/ *n.* 诚实;老实;正直 (28)
 host /həʊst/ *v.* 主办;主持(活动)
n. 主人 (33)
 husband /'hʌzbənd/ *n.* 丈夫 (28)

I

including /ɪn'klu:dɪŋ/ *prep.* 包括;包含 (27)
 increase /ɪn'kri:s/ *v.* 增加;增大 (38)
 Indian /'ɪndɪən/ *adj.* 印度的

n. 印度人 (38)
 industry /'ɪndəstri/ *n.* 工业;企业;行业 (19)
 influence /'ɪnfluəns/ *n.* 影响;作用 (35)
 insect /'ɪnsekt/ *n.* 昆虫 (18)
 instead /ɪn'sted/ *adv.* 代替;更换 (5)
 invitation /ɪnvi'teɪʃn/ *n.* 邀请 (19)
 island /'aɪlənd/ *n.* 岛;岛屿 (37)
 Italian /ɪ'tæliən/ *n.* 意大利人;意大利语
adj. 意大利(人)的 (40)

J

Japan /dʒə'pæn/ 日本 (37)
 Japanese /dʒə'peɪni:z/ *n.* 日语;日本人
adj. 日语的;日本人的 (37)
 jasmine /'dʒæzmɪn/ *n.* 茉莉 (2)
 jerboa /dʒɜ:'bəʊə/ *n.* 跳鼠 (14)

K

Katie /'keɪti/ 凯蒂(人名) (46)
 key /ki:/ *n.* 关键;钥匙 (20)
 keyboard /'ki:bɔ:d/ *n.* 键盘 (19)
 kill /kɪl/ *v.* 杀死 (17)
 kilo /'ki:ləʊ/ (= kilogram /'kɪləgræm/) *n.*
 千克 (32)
 kiss /kɪs/ *v. & n.* 吻 (40)
 kiwi /'ki:wi:/ *n.* 几维(产于新西兰的鸟) (14)

L

ladder /'lædə/ *n.* 梯子 (27)
 laptop /'læptɒp/ *n.* 笔记本电脑 (20)
 large /lɑ:dʒ/ *adj.* 大的;巨大的 (7)
 lay /leɪ/ *v.* (laid/laid) 产(卵);放置 (14)
 leak /li:k/ *n. & v.* 漏;渗漏 (46)
 leaky /'li:kɪ/ *adj.* 渗漏的 (44)
 least /li:st/ *adj. & adv.* (little 的最高级)
 最少的(地);最小的(地)
n. 最少量;最小物 (44)
 less /les/ *adj. & adv.* (little 的比较级) 更少的
 (地);更小的(地)
n. 较少量;较小的部分 (23)

lid /lɪd/ <i>n.</i>	盖子	(48)
lift /lɪft/ <i>v.</i>	举起;抬起	
<i>n.</i>	电梯	(32)
lip /lɪp/ <i>n.</i>	嘴唇	(40)
litre /'li:tə/ <i>n.</i>	公升	(44)
litter /'lɪtə/ <i>n.</i>	垃圾	
<i>v.</i>	使乱七八糟;乱扔	(45)
living /'lɪvɪŋ/ <i>adj.</i>	活着的	(11)
log /lɒg/ <i>v.</i>	登录;记录	(9)
long-eared <i>adj.</i>	长耳的	(14)
long-nosed <i>adj.</i>	长鼻子的	(14)
low /ləʊ/ <i>adj.</i>	低的;浅的	(6)
loyal /'lɔɪəl/ <i>adj.</i>	忠诚的	(13)

M

mainly /'meɪnli/ <i>adv.</i>	主要地;首要地	(15)
Mariana /,meəri'ænə/	玛丽安娜(人名)	(41)
married /'mæɪrɪd/ <i>adj.</i>	结婚的;已婚的	(33)
mascot /'mæskət/ <i>n.</i>	吉祥物	(34)
medal /'medl/ <i>n.</i>	奖牌;勋章	(35)
melt /melt/ <i>v.</i>	融化	(3)
metal /'metl/ <i>n.</i>	金属	(45)
Mexican /'meksɪkən/ <i>n.</i>	墨西哥人	
<i>adj.</i>	墨西哥(人)的	(42)
millimetre /'mɪlɪ,mi:tə/ <i>n.</i>	毫米;千分之一米	(4)
million /'mɪljən/ <i>n.</i>	百万	(42)
modern /'mɒdn/ <i>adj.</i>	现代的;新式的	(21)
motto /'mɒtəʊ/ <i>n.</i>	座右铭;格言;箴言	(28)
mouse /maʊs/ <i>n.</i>	(<i>pl.</i> mice /maɪs/)老鼠;	
鼠标		(14)
mzee /m'zi:/ <i>n.</i>	老人;受尊敬的人	
(本课作动物名)		(18)

N

nearby /'nɪəbaɪ/ <i>adv.</i>	在附近;不远	(10)
nearly /'nɪəli/ <i>adv.</i>	几乎;差不多;将近	(4)
neither /'neɪðə; 'ni:ðə/ <i>conj. & adv.</i>	既不;	
也不;(二者)都不		(2)

Nile /naɪl/	尼罗河	(41)
nod /nɒd/ <i>v.</i>	点头	(40)
none /nʌn/ <i>pron.</i>	一个也没有;毫无	(36)
nor /nɔ:/ <i>conj. & adv.</i>	也不;也没	(2)
northern /'nɔ:ðən/ <i>adj.</i>	北方的;北部的	(7)

O

offer /'ɒfə/ <i>v.</i>	提供;供给	(29)
Olympia /əʊ'lɪmpɪə/	奥林匹亚(地名)	(33)
Olympic /ə'lɪmpɪk/ <i>adj.</i>	奥林匹克运动会的	(33)
Owen /'əʊɪn/	欧文(本课作动物名)	(18)

P

Pacific /pə'sɪfɪk/ <i>n. & adj.</i>	太平洋(的)	(37)
pack /pæk/ <i>v.</i>	堆积;压实;装(箱)	(7)
packaging /'pækɪdʒɪŋ/ <i>n.</i>	包装	(44)
pay /peɪ/ <i>v.</i>	(<i>paid/paid</i>)付(款)	(25)
peace /pi:s/ <i>n.</i>	和平	(34)
photograph /'fəʊtəgrɑ:f/ <i>n.</i>	照片	(32)
pile /paɪl/ <i>n.</i>	堆;大量	(48)
planet /'plænɪt/ <i>n.</i>	行星	(38)
plastic /'plæstɪk/ <i>n. & adj.</i>	塑料(的)	(45)
pleasant /'pleznt/ <i>adj.</i>	使人愉快的	(8)
plenty /'plenti/ <i>n.</i>	丰富;大量	(4)
pocket /'pɒkɪt/ <i>n.</i>	口袋;袋子	
<i>v.</i>	挣;赚下;赢得	(26)
polite /pə'laɪt/ <i>adj.</i>	有礼貌的	(40)
pollute /pə'lu:t/ <i>v.</i>	污染;弄脏	(44)
pollution /pə'lu:ʃn/ <i>n.</i>	污染	(43)
population /,pɒpjə'leɪʃn/ <i>n.</i>	人口	(37)
position /pə'zɪʃn/ <i>n.</i>	位置;方位	(27)
poster /'pəʊstə/ <i>n.</i>	招贴;海报	(25)
pot /pɒt/ <i>n.</i>	盆;壶;瓶	(12)
prepare /prɪ'peə/ <i>v.</i>	准备;预备	(41)
press /pres/ <i>n.</i>	印刷机;新闻界	(21)
pride /praɪd/ <i>n.</i>	引以自豪的事物(或人);	
骄傲		(41)
pronounce /prə'naʊns/ <i>v.</i>	发音;读法	(39)
pronunciation /prə'nʌnsɪ'eɪʃən/ <i>n.</i>	发音;	

读法	(39)
properly /'prɒpəli/ <i>adv.</i> 正确地	(23)
protect /prə'tekt/ <i>v.</i> 保护	(16)
purpose /'pɜ:pəs/ <i>n.</i> 目的;目标;意图	(10)
push /pʊʃ/ <i>v. & n.</i> 推;按下	(5)
push-up <i>n.</i> 俯卧撑	(36)
pyramid /'pɪrəmid/ <i>n.</i> 金字塔	(22)

Q

quality /'kwɒləti/ <i>n.</i> 质量;品质	(29)
------------------------------------	--------

R

rabbit /'ræbɪt/ <i>n.</i> 兔子	(5)
race /reɪs/ <i>n.</i> 赛跑;速度竞赛	(36)
rainforest /'reɪnfɔ:rist/ <i>n.</i> (热带)雨林	(41)
reason /'ri:zn/ <i>n.</i> 原因;动机;理由	(17)
receive /rɪ'si:v/ <i>v.</i> 收到;接到	(22)
recycle /,ri:'saɪkl/ <i>v.</i> 回收再用;再循环	(45)
recycling /ri:'saɪklɪŋ/ <i>n.</i> 回收利用	(46)
reduce /rɪ'dju:s/ <i>v.</i> 减少	(44)
reflect /rɪ'flekt/ <i>v.</i> 显示;表明;表达	(34)
relationship /rɪ'leɪʃənʃɪp/ <i>n.</i> 关系;关联	(18)
relative /'relətɪv/ <i>n.</i> 亲戚;亲属	(31)
represent /,reprɪ'zent/ <i>v.</i> 代表;象征	(33)
respect /rɪ'spekt/ <i>v.</i> 尊敬;敬重	(47)
result /rɪ'zʌlt/ <i>n.</i> 结果;成绩	(36)
reusable /,ri:'ju:zəbl/ <i>adj.</i> 可重复使用的	(44)
rhino /'raɪnəʊ/ <i>n.</i> 犀牛	(18)
rise /raɪz/ <i>v. & n.</i> (rose/risen) 升起;上升; 增加	(1)
Rocky /'rɒki/ Mountains 落基山脉	(42)
root /ru:t/ <i>n.</i> 根	(7)
rope /rəʊp/ <i>n.</i> 绳	(36)
rubbish /'rʌbɪʃ/ <i>n.</i> 垃圾;废物	(43)
rude /ru:d/ <i>adj.</i> 粗鲁的;粗野的	(40)

S

Sahara /sə'hɑ:rə/ Desert 撒哈拉沙漠	(41)
sample /'sæmpl/ <i>n.</i> 样品;样本	(29)
scare /skeə/ <i>v. & n.</i> 惊吓;受惊	(13)
schoolyard /'sku:ljɑ:d/ <i>n.</i> 校园	(43)

scream /skri:m/ <i>v.</i> 尖声喊叫	(13)
search /sɜ:tʃ/ <i>n. & v.</i> 搜索;查找	(20)
seat /si:t/ <i>n.</i> 座位	(48)
seed /si:d/ <i>n.</i> 种子	(12)
seedling /'si:dlɪŋ/ <i>n.</i> 幼苗;秧苗	(7)
sell /sel/ <i>v.</i> (sold/sold) 卖;出售	(21)
set /set/ <i>v.</i> (set/set) (日、月) 落沉;放置;制定	(1)
several /'sevrəl/ <i>pron.</i> 三个以上;一些	(32)
shade /ʃeɪd/ <i>n.</i> 树阴;阴凉处	(8)
shake /ʃeɪk/ <i>v.</i> (shook/shaken) 摇动;抖动	(14)
shall /ʃæl;ʃəl/ <i>v. aux.</i> 将;会	(5)
shine /ʃaɪn/ <i>v.</i> (shone/shone) 发光;反射	(29)
shower /'ʃaʊə/ <i>n.</i> 阵雨;淋浴	(1)
shut /ʃʌt/ <i>v.</i> (shut/shut) 关上;合上	(44)
shy /ʃaɪ/ <i>adj.</i> 害羞的	(11)
similar /'sɪmɪlə/ <i>adj.</i> 相像的;相仿的;类似的	(29)
simple /'sɪmpl/ <i>adj.</i> 简单的;简明的	(23)
sink /sɪŋk/ <i>n.</i> 水槽;水池	(44)
sit-up <i>n.</i> 仰卧起坐	(36)
sixteen /,sɪks'ti:n/ <i>num.</i> 十六	(25)
skin /skɪn/ <i>n.</i> 皮;皮肤	(18)
skip /skɪp/ <i>v.</i> 跳跃;跳绳	(44)
slogan /'sləʊɡən/ <i>n.</i> 标语;口号	(34)
soccer /'sɒkə/ <i>n.</i> 足球;英式足球	(5)
sofa /'səʊfə/ <i>n.</i> 长沙发	(13)
soil /sɔɪl/ <i>n.</i> 土;土壤	(8)
sort /sɔ:t/ <i>v.</i> 分类;整理 <i>n.</i> 类;种类;类型	(45)
southwest /,saʊθ'west/ <i>n. & adj.</i> 西南(的)	(11)
Spanish /'spænɪʃ/ <i>adj.</i> 西班牙(人)的 <i>n.</i> 西班牙语	(42)
species /'spi:ʃi:z/ <i>n.</i> 物种;种类	(47)
spell /spel/ <i>v.</i> (spelled/spelled 或 spelt/spelt) 拼写	(39)
spirit /'spɪrɪt/ <i>n.</i> 精神;精灵	(33)
sprout /spraʊt/ <i>v.</i> 发芽	(12)

square /skweə/ <i>n.</i>	平方;广场;正方形 (42)
squirrel /'skwɪrəl/ <i>n.</i>	松鼠 (10)
steal /sti:l/ <i>v.</i>	(stole/stolen) 偷盗;窃取 (23)
stem /stem/ <i>n.</i>	茎;干 (12)
storm /stɔ:m/ <i>n.</i>	暴风雨 (7)
succeed /sək'si:d/ <i>v.</i>	成功;做成 (29)
sunrise /'sʌnrʌɪz/ <i>n.</i>	日出 (1)
sunset /'sʌnset/ <i>n.</i>	日落 (1)
sunlight /'sʌnlaɪt/ <i>n.</i>	阳光;日光 (10)
sunshine /'sʌnfʌɪn/ <i>n.</i>	阳光 (2)
surely /'ʃʊəli/ <i>adv.</i>	当然;确信无疑 (29)
surface /'sɜ:fɪs/ <i>n.</i>	表面;表层 (38)
survive /sə'vaɪv/ <i>v.</i>	生存;存活 (18)
swing /swɪŋ/ <i>n.</i>	秋千
<i>v.</i>	(swung/swung) 打秋千;摇摆 (2)
symbol /'sɪmbl/ <i>n.</i>	标志;象征 (17)

T

tablet /'tæblɪt/ <i>n.</i>	平板电脑;牌;碑 (19)
tap /tæp/ <i>n.</i>	龙头;阀门 (46)
technology /tek'nɒlədʒɪ/ <i>n.</i>	技术 (19)
test /test/ <i>v. & n.</i>	测验;考查 (10)
thick /θɪk/ <i>adj.</i>	厚的 (32)
thumbs-up /'θʌmsʌp/ <i>n.</i>	翘拇指 (40)
thunder /'θʌndə/ <i>n.</i>	雷(声) (1)
thunderstorm /'θʌndəstɔ:m/ <i>n.</i>	雷雨;雷暴 (1)
tie /taɪ/ <i>v.</i>	(用线、绳等)系;拴;绑;捆;束 (26)
tightly /'taɪtli/ <i>adv.</i>	紧紧地;牢固地 (11)
tiny /'taɪni/ <i>adj.</i>	微小的 (13)
ton /tʌn/ <i>n.</i>	吨 (48)
topic /'tɒpɪk/ <i>n.</i>	话题 (20)
torch /tɔ:tʃ/ <i>n.</i>	火炬;火把 (34)
tortoise /'tɔ:təs/ <i>n.</i>	龟 (18)
total /'təʊtl/ <i>n.</i>	总计;总数
<i>adj.</i>	总的;总计的 (38)

translate /træns'leɪt/ <i>v.</i>	翻译 (39)
truck /trʌk/ <i>n.</i>	货车;手推车 (46)
truly /'tru:li/ <i>adv.</i>	真正;正确地 (18)
trust /trʌst/ <i>v. & n.</i>	相信;依赖 (28)
trusting /'trʌstɪŋ/ <i>adj.</i>	信任的 (28)
Turkey /'tɜ:kɪ/	土耳其 (41)
twentieth /'twentiɪθ/ <i>num. & adj.</i>	第二十(的) (36)
Tai Chi /,taɪ 'tʃi:/ <i>n.</i>	太极 (2)

U

unlike /,ʌn'laɪk/ <i>prep.</i>	不像;与……不同 (46)
until (= till) /ən'tɪl/ <i>conj.</i>	直到……为止 (6)
used /ju:zd/ <i>adj.</i>	用过的;旧的;二手的 (48)

V

vacation /və'keɪʃən;veɪ'keɪʃən/ <i>n.</i>	假期;休假 (13)
value /'vælju:/ <i>n.</i>	价值 (28)

W

warn /wɔ:n/ <i>v.</i>	警告;提醒 (18)
washroom /'wɒʃrʊm/ <i>n.</i>	盥洗室 (39)
waste /weɪst/ <i>v. & n.</i>	浪费 (44)
web /web/ <i>n.</i>	网络;网 (23)
weigh /wei/ <i>v.</i>	有……重;重 (32)
while /waɪl/ <i>conj.</i>	当……的时候;在……期间 (26)
wind /wɪnd/ <i>n.</i>	风;气流 (3)

Y

yard /jɑ:d/ <i>n.</i>	院子;场地 (12)
------------------------------	--------------

Z

zero /'ziərəʊ/ <i>num.</i>	零 (6)
Zoe /'zəʊ/	佐伊(本课作动物名) (13)

Structures and Expressions

Unit 1

weather report	天气预报	(1)
be scared of	害怕;恐惧	(1)
neither... nor...	既不……也不……	(2)
winter jasmine	迎春花	(2)
play on the swing	荡秋千	(2)
a field trip	野外旅游;远足;(学生)实地考察旅行	(2)
one by one	一个接一个	(3)
long for	渴望;向往;盼望	(4)
all year round	一年到头;终年	(4)
plenty of	许多;大量	(4)
hundreds of	数百的	(4)
turn around	转身	(5)
monkey bar	攀爬架;猴架	(5)
hold on	抓住;抓紧	(5)
come down	下来	(5)
give... a push	推……一下	(5)
as... as...	和……一样	(6)
below zero	零下	(6)
not... until...	直到……才……	(6)
Groundhog Day	土拨鼠日(北美的一个传统节日。根据传说,如果这一天土拨鼠能看到它自己的影子,那么北美的冬天还有6个星期才会结束。如果它看不到影子,春天不久就会来临。)	(6)
sugar bush	枫糖林	(6)

Unit 2

fill... with...	用……填满	(7)
by the way	顺便说一下	(7)
dust storm	沙尘暴	(7)
turn into	变成	(7)
for sure	肯定地;确定地	(7)
in the bottom of...	在……底部	(7)
It's pleasant to do...	做……很愉快。	(8)
take energy from...	从……获取能量	(8)
in a word	总之;一句话	(8)

TV channel	电视频道	(9)
have fun doing	做……有趣	(9)
log onto	登录;登入	(9)
make sure	确信	(10)
keep... away from	使……远离	(10)
best of all	更好的是;更重要的是	(10)
eastern Asia	东亚	(11)
close up	合起来;收起来	(11)
open up	张开;打开	(11)
When it comes to...	当提到;就……而论	(11)
along with	和……一起	(11)
in the middle of	在……中间;在……中部	(11)
a living fossil	一个活化石	(11)
at the top of...	在……顶端	(12)
a flower bud	花骨朵	(12)
look after	照顾;照看	(12)

Unit 3

on a vacation	度假	(13)
be afraid of	害怕	(13)
be famous for	因……出名	(14)
up to	达到	(14)
instead of	用……代替;是……而不是……	(15)
wait a minute	等一下;等一会儿	(16)
You're joking, aren't you?	你们在开玩笑,不是吗?	(16)
April Fools' Day	愚人节	(16)
at the beginning of...	在……之初	(17)
drop to	下降到;跌至	(17)
food chain	食物链	(17)
in balance	保持平衡	(17)
in danger	处于危险状态	(17)
cut down	把……砍倒;减少	(17)
as well	(除某事或某人外)还;也	(17)
touch one's heart	打动某人	(18)

Unit 4

search engine	搜索引擎	(20)
depend on	依靠;取决于;根据	(20)
Easter Bunny	复活节兔子	(20)

pass on	传递;前进	(21)
by hand	用手;手工	(21)
printing press	印刷机	(21)
keep on	继续	(21)
in seconds	在很短的时间内	(23)
far away	遥远	(23)
Every coin has two sides.	每个硬币都有两面/每件事物都有两面性。	(23)
aside from	除……之外	(23)
take up	占用,占据;开始从事;接受(提议)	(23)
set up a time	约个时间	(24)

Unit 5

make money	挣钱;赚钱	(25)
come up to	(为攀谈而)走到跟前;走近	(26)
pay for	付款;支付	(26)
for sale	待售;供出售	(26)
go/walk over to	从一处到另一处	(26)
What is it for?	它是干什么用的?	(26)
I'm afraid I can't afford it.	我恐怕买不起。	(26)
move up	升级;提升;上升	(27)
beef up	加强;补充	(27)
be surprised to...	惊讶于……;对……感到惊讶	(28)
push a product	推销产品	(29)
stand out	出色;杰出;更为重要	(29)
catch one's eye	吸引某人的目光	(29)
have an interest in	在……方面有兴趣	(29)
sell out of	售空;卖光;脱销	(30)
less than	少于	(30)

Unit 6

stand on one foot	一只脚站立	(31)
set a new world record	创造一项新的世界纪录	(31)
break a record	打破记录	(31)
compete against...	与……竞争;对抗	(33)
every four years	每四年	(33)
Good point.	说得好。	(33)
take place	发生;举行	(33)
be amazed at...	惊讶于……	(33)
stand for	代表	(34)

dream team	梦之队	(35)
have an influence on	对……有影响	(35)
time after time	多次;反复;不断地	(35)

Unit 7

in total	总计;合计;总共	(38)
one third	三分之一	(38)
be covered with...	被……覆盖	(38)
two thirds	三分之二	(38)
ring up	给……打电话	(39)
go up	上升;升起	(39)
in different ways	用不同的方式或方法	(39)
shake hands	握手	(40)
be known for...	因……而众所周知	(41)
in recent years	在最近一些年里	(41)
square kilometre	平方千米,平方公里	(42)
The Great Lakes	北美五大湖	(42)

Unit 8

clean up	打扫;把……打扫干净	(43)
draw one's attention	引起……的注意	(43)
pick up	拣起;拿起	(43)
a bit of	一点儿	(43)
throw away	扔掉	(44)
shut down	关闭;停下	(44)
again and again	再三地;反复地	(46)
start out	启程,出发;开始做	(47)
live off	以……为食;以……为生	(47)
die off	相继死去;灭绝	(47)
divide... into...	把……分成……	(48)
It's one's duty to...	……是某人的职责/义务。	(48)

Irregular Verbs

be	was/were	been	go	went	gone
babysit	babysat	babysat	grow	grew	grown
beat	beat	beaten	hang	hung/hanged	hung/hanged
become	became	become	have	had	had
begin	began	begun	hear	heard	heard
blow	blew	blown	hide	hid	hidden
break	broke	broken	hit	hit	hit
bring	brought	brought	hold	held	held
build	built	built	hurt	hurt	hurt
burn	burned/burnt	burned/burnt	keep	kept	kept
buy	bought	bought	know	knew	known
catch	caught	caught	lay	laid	laid
choose	chose	chosen	lead	led	led
come	came	come	leave	left	left
cost	cost	cost	lend	lent	lent
cut	cut	cut	let	let	let
deal	dealt	dealt	lie	lay	lain
dig	dug	dug	light	lighted/lit	lighted/lit
do	did	done	lose	lost	lost
draw	drew	drawn	make	made	made
dream	dreamed/dreamt	dreamed/dreamt	meet	met	met
drink	drank	drunk	mistake	mistook	mistaken
drive	drove	driven	pay	paid	paid
eat	ate	eaten	put	put	put
fall	fell	fallen	read	read	read
feed	fed	fed	ride	rode	ridden
feel	felt	felt	ring	rang	rung
fight	fought	fought	rise	rose	risen
find	found	found	run	ran	run
fit	fitted/fit	fitted/fit	say	said	said
fly	flew	flown	see	saw	seen
forget	forgot	forgotten	sell	sold	sold
freeze	froze	frozen	send	sent	sent
get	got	got/gotten	set	set	set
give	gave	given	shake	shook	shaken

shine	shone	shone	swim	swam	swum
show	showed	shown	swing	swung	swung
shut	shut	shut	take	took	taken
sing	sang	sung	teach	taught	taught
sink	sank	sunk	tear	tore	torn
sit	sat	sat	tell	told	told
sleep	slept	slept	think	thought	thought
speak	spoke	spoken	throw	threw	thrown
spell	spelled/spelt	spelled/spelt	understand	understood	understood
spend	spent	spent	wake	woke	woken
stand	stood	stood	wear	wore	worn
steal	stole	stolen	win	won	won
stick	stuck	stuck	write	wrote	written
strive	strove	striven			

Grammar

构词法 (Word Building)

了解英语单词的构成规律，对我们记忆、使用单词都有帮助。英语构词的方法主要有三种，即合成、派生（加前缀、后缀）和转化。

1. 合成词由两个或两个以上的词合并而成，又称为复合词。常见合成方式如下表：

常用合成方式

类 别	构 成 方 法	例 词
复合名词	名词 + 名词	weekend basketball
	形容词 + 名词	blackboard midnight
	副词 + 名词	outdoor outside
	名词 + 动词	sunrise sunset
复合代词	代词宾格或物主代词 + self (selves)	myself yourself
		himself herself
		ourselves themselves
	some (any, no) + one (body, thing)	something somebody someone
		anything anybody anyone
		nothing nobody

2. 派生词是指在一个单词的前面或后面加一个词缀而形成的新词。常见的词汇前缀、后缀如下表：

常见的词汇前缀

前 缀	构 成 方 法	例 词
un-	加在某些形容词前，构成其反义词	happy <i>adj.</i> (幸福的) — unhappy <i>adj.</i> (不幸福的) important <i>adj.</i> (重要的) — unimportant <i>adj.</i> (不重要的)
dis-	加在某些动词、形容词或名词前，构成其反义词	appear <i>v.</i> (出现) — disappear <i>v.</i> (消失) honest <i>adj.</i> (诚实的) — dishonest <i>adj.</i> (不诚实的) order <i>n.</i> (秩序) — disorder <i>n.</i> (紊乱)
en-	加在某些名词或形容词前构成及物动词	courage <i>n.</i> (勇气) — encourage <i>v.</i> (鼓励) large <i>adj.</i> (大的) — enlarge <i>v.</i> (扩大) rich <i>adj.</i> (丰富的) — enrich <i>v.</i> (使丰富)

常见的词汇后缀

后缀	构成方法	例 词
-ment -ing -er -or -ion -tion	加在某些动词后，构成名词	develop v. (发展) — development n. (发展) meet v. (遇见) — meeting n. (会议) teach v. (讲授) — teacher n. (教师) act v. (表演) — actor n. (男演员) discuss v. (讨论) — discussion n. (讨论) explain v. (解释) — explanation n. (解释)
-ful -y -ly	加在某些名词后，构成形容词	care n. (小心) — careful adj. (小心的) wind n. (风) — windy adj. (有风的) friend n. (朋友) — friendly adj. (友好的) week n. (星期) — weekly adj. (每周的)
-less	加在某些名词后，构成词义相反的形容词	care n. (谨慎) — careless adj. (粗心的) home n. (家) — homeless adj. (无家可归的)
-ness	加在某些形容词后，构成名词	dark adj. (黑暗的) — darkness n. (黑暗) happy adj. (幸福的) — happiness n. (幸福)
-ly	加在某些形容词后，构成副词	busy adj. (忙的) — busily adv. (忙地) clear adj. (清楚的) — clearly adv. (清楚地)

3. 转化。英语中，有的词可能具有几种词性，而词性的确定取决于该词在句子中的作用。

例如：

That way, the wind and water don't carry the soil away.	(water “水”为名词)
Please remember to water your plants.	(water “浇水”为动词)
The show starts on March 21.	(show “节目”为名词)
Mary will show you the best way to grow roses.	(show “展示”为动词)
Let me have a try.	(try “尝试”为名词)
I will try to improve myself.	(try “努力”为动词)
Marco Polo wrote a famous book about his travels to China.	(book “书”为名词)
I will book tickets online.	(book “预定”为动词)

不定代词 **some, any (Indefinite Pronouns: some, any)**

some与any是表示不定数量的代词，意思是“一些”，具有名词和形容词的性质。

1. some在句中可作主语、宾语和定语。作定语时，后接可数名词复数形式，也可以接不可数名词，多用于肯定句。例如：

Some want to be policemen, and some want to be artists. (作主语)

Some of the little ones are chasing each other.	(作主语)
I have seen some of your paintings.	(作宾语)
I'll send some to Li Ming.	(作宾语)
I heard some new animals arrived at the zoo.	(作定语)
Danny would like some water.	(作定语)

注意:

some也用在征询对方意见、建议的一般疑问句中，表示委婉、礼貌。例如:

Would you like some tea, please?

Do you need some help?

2. any常用于疑问句、否定句和条件从句中，在句中作定语或宾语。例如:

The grocery had many traditional foods, but I didn't know any of them. (作宾语)

Sorry, I don't have any crayons. (作定语)

Did you have any trouble finding your way here? (作定语)

Are there any pandas here? (作定语)

You can take any of these books. (作宾语)

We probably won't see any flowers until May or June! (作定语)

If you have any news about that, tell me right away. (作定语)

注意:

any 用于肯定句中表示“任何”的意思。例如:

You can choose any book you like.

if引导的条件状语从句 (Adverbial Clause with "if")

从属连词if引导的条件状语从句和时间状语从句一样，用现在时表示将来。if的意思是“如果，假如”。从句位于句首时，从句与主句间用逗号隔开。例如:

If we have a meeting for our club, I'll book tickets online.

If I work hard this evening, I'll complete my research.

If all of us make a small change in our life, it will make a big difference to our environment.

I'll go with you tomorrow if I have time.

What will happen if he comes to our neighbourhood?

常见的引导条件状语从句的连词或词组还有unless (除非), as long as (只要)等。例如:

One can't learn a foreign language unless he studies hard.

As long as you drive carefully, you will be very safe.

宾语从句 (Object Clause)

在复合句中作宾语的从句叫作宾语从句。在某些动词、形容词和介词之后都可以带有宾语从句。

1. 及物动词后由连接代词引导的宾语从句

常用的连接代词有：that, what, who, which, whose等等。例如：

I never knew that garbage was so interesting.

Take what you need. Give what you can.

Do you know who he is?

I can't remember whose coat it was.

常跟连接代词that引导宾语从句的动词有：agree, believe, decide, hear, hope, imagine, know, notice, say, see, think, wish等等。在口语和非正式文体中，连接代词that可以省略。例如：

Do you know (that) our basketball team is going to play in another city?

Ms. Liu believes (that) most people want to be honest.

2. 及物动词后由连接副词引导的宾语从句

常用的连接副词有：how, when, where, why等等。例如：

Could you tell me how we can get there?

Did anyone find out when the Olympics began?

3. 某些形容词后的宾语从句

常用的形容词有：sure, glad, sorry, happy, afraid等等。例如：

I'm afraid I can't afford it.

I'm sure you'll like this experiment!

注意：

宾语从句中，主句的谓语动词是现在时或将来时，从句的谓语动词按句子意思可用任何时态；主句的谓语动词是过去时，从句的谓语动词多用过去时态，若从句表示的是客观真理或永久性情况，通常用现在时态。

副词的比较级和最高级 (Comparative and Superlative Adverbs)

八年级上册归纳总结了形容词的比较级和最高级的构成及用法。副词比较级和最高级的构成及用法与形容词基本相同，只是在副词最高级前的定冠词the可以省略。其构成和用法举例如下：

1. 在单音节词和少数双音节词 (如：early) 词尾，比较级加-er，最高级加-est。例如：

hard — harder — hardest; slow — slower — slowest; early — earlier — earliest

Push harder!

The days are getting longer and the sun rises earlier in the morning.

2. 在两个及两个以上音节词的前面，比较级加more，最高级加most。例如：

carefully — more carefully — most carefully; happily — more happily — most happily

It lets us get things done more quickly.

3. 下列副词的比较级和最高级的变化不规则，需特殊记忆。

well — better — best; much — more — most

little — less — least; far — farther — farthest

By working together, they perform better.

Mine flew farther than Jenny's airplane, but Brian's flew (the) farthest.

现在完成时态 (Present Perfect Tense)

现在完成时由助动词have (has) + 过去分词构成，表示动作发生在过去，但仍然和现在有联系。在八年级上册，我们学习了现在完成时的两种基本用法：

1. 表示到现在为止动作已经完成或刚刚完成，但结果影响到现在。例如：

They have mastered all the bakery skills.

(学习烘烤的动作已经完成，这项技能的掌握影响到现在。)

2. 表示开始于过去、并延续到现在（或将继续进行或刚停止）的动作或状态，常跟表示一段时间的状语连用。例如：

I have been in Canada for two weeks.

We have lived here since 2000.

另外，英语中的动词按其动作发生的方式、过程的长短分为延续性动词和瞬间动词。瞬间动词往往是不能用现在完成时表持续性的，但这些动词的否定结构则可以用在现在完成时。例如：

I haven't seen you for ages.

My mum hasn't bought anything for three months.

被动语态 (Passive Voice)

语态是表示主语和动词之间关系的动词形式。英语动词分为主动和被动两种语态。主动语态表示主语是动作的发出者，被动语态表示主语是动作的承受者。例如：

People named the first passenger train the Rocket. (主动语态)

The first passenger train was named the Rocket. (被动语态)

They called this dance the pow-wow. (主动语态)

This dance was called the pow-wow. (被动语态)

被动语态由“助动词be + 及物动词的过去分词”构成（be有人称和数的变化），被动语态强调动作的承受者，其执行者有时不必提及，如要提及，用“by+动作执行者”短语。例如：

The Olympic slogan is created by the host city.

I am not so easily cheated.

These dry places are called deserts.

A girl was hit by a car at 15 Park Road.

Were these words written last week?

The date of the All-Star Game will be announced next Thursday.

it 的用法 (Using "it")

在七年级上册，我们已学习总结了代词it的七种用法。除了指代作用外，it还可以作为引导词，具体用法如下：

1. 在句首作形式主语，将真实主语（通常是动词不定式短语、Verb-ing 或主语从句）移到句子后面。例如：

It is not right to waste things. (代替不定式短语作形式主语)

It is no use talking without doing. (代替Verb-ing作形式主语)

It is lucky that the boy hasn't fallen from the tree. (代替主语从句作形式主语)

2. 作形式宾语，代替真实宾语（通常是不定式短语、Verb-ing 或宾语从句）。例如：

My father makes it a habit to take a walk after supper. (代替不定式短语作形式宾语)

They all consider it important protecting the environment. (代替Verb-ing作形式宾语)

Our teacher thinks it a pity that he didn't pass the exam. (代替宾语从句作形式宾语)